

FOREWORD

This catalog contains complete parts information for Model "90" ALL-CROP Harvester and special attachments.

Except for some common hardware all parts are identified with an item number. Common hardware not identified such as bolts, nuts, cotter pins and lubrication fittings, are listed in the text under the part which they attach or fit into. Note particularly that the quantity of hardware listed is always the quantity required for one part.

Common attaching hardware listed under a part is not included in the assembly, or included with the part unless specified. Example: (Incl. BOLT, LOCKWASHER and NUT). A complete Hardware List of all common hardware used on these units is located in the back of the book.

The extreme right hand column in the parts list entitled "Assembly or Package Numbers" indicates if an individual part is one of many in a large assembly or one of several kinds in a package. All numbers shown in the right hand column are listed numerically in the back of this catalog showing the quantity and description of the various parts that make up the assembly or package.

The last section of this catalog contains a part number index to indicate on which page or pages a part number appears.

All illustrations will be found to precede the text of each group or section of which it is a part.

Any changes or corrections for this catalog will appear on the regular supplement form.

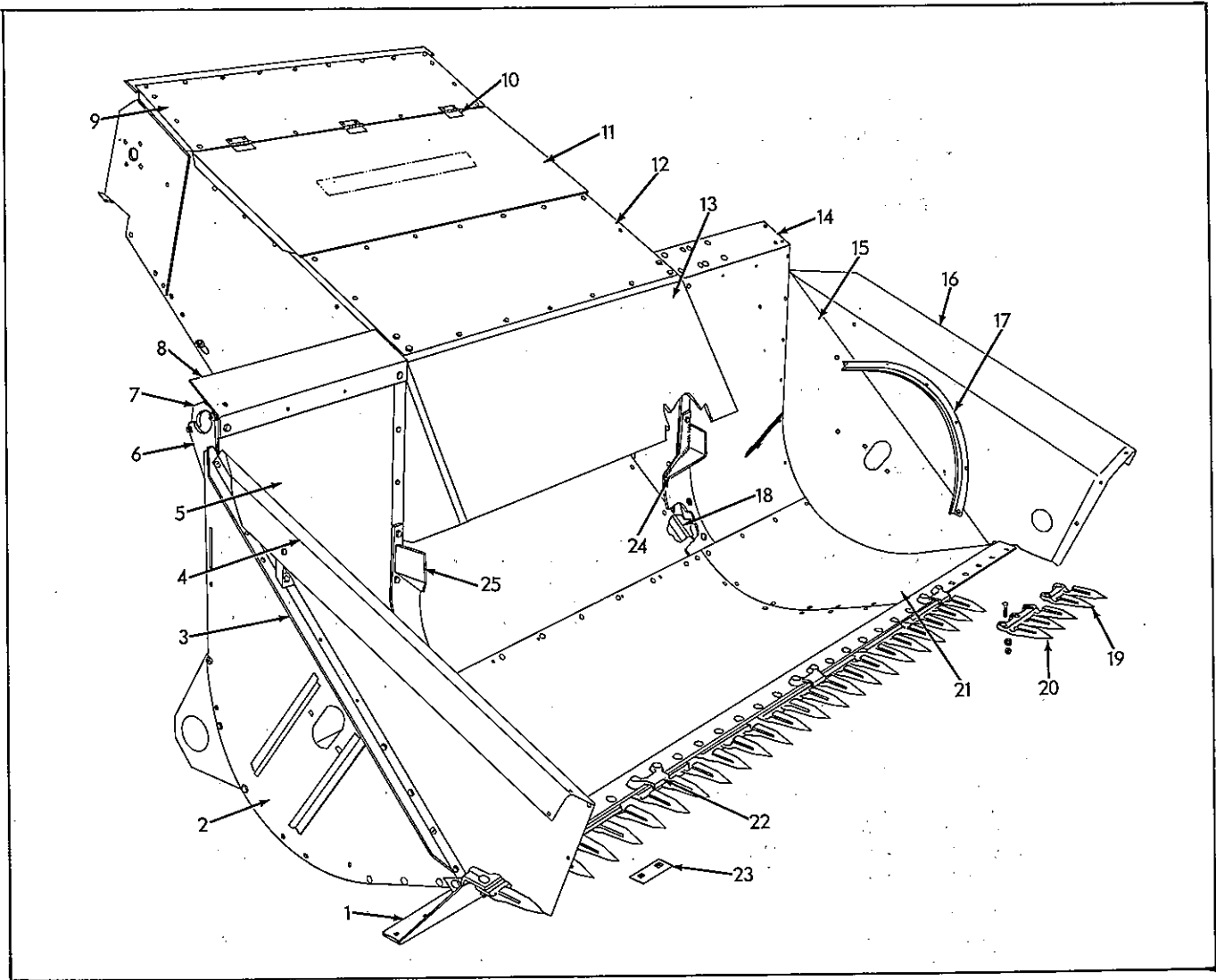
For any additional copies of this catalog there will be a supplementing service charge of one dollar. Refer any requests to your Branch House or Office under which you operate.

INDEX

ASSEMBLIES & PACKAGED PARTS.172
AUGER, retractable finger.	12
AXLE, stub107
BAGGER70, 72
Spout	74
BELTS.107
BIN, grain60, 62
BOX, gear101
CHAINS108
CLUTCH, power take-off slip104
CONCAVE	44
CONTROLS.	99
CONVEYORS	
Bin	67
Bin Hopper.	66
Bin Unloading.	65
Grain	53
Tailings	59
CYLINDER.36, 39
DIVIDERS	11
DRAG, grain.	48
DRIVES	
Bin Unloader	68
Header & Reel	19
Raddle.	98
Separator94, 95
DRUM, fan.	50
ELEVATOR	
Grain	55
Tailings	57
FAN.	49
FEEDER BEATER, cylinder	33
FLOOR, grain drag.	92
FRAME	
Bin	63
Main76, 80
HITCH, ball & socket106
HOOD, straw.	93
HOUSING	
Cylinder Feeder Beater	34
Separator	76, 80, 82, 86, 88, 89, 91

INDEX

IDLER	
Bin Unloading69
Cylinder43
Feeder Raddle27
Header Countershaft Drive21
Header Drive32
Separator96
Sickle Drive18
LIFT	
Header30
Reel24
MISCELLANEOUS 108	
NUMERICAL HARDWARE INDEX 173	
NUMERICAL INDEX 177	
PITMAN, sickle15	
PLATFORM64	
Header	4, 7, 9
RACK, straw46	
RADDLE, feeder26	
REEL22	
ROCKER ARM 97, 98	
Sickle17
SHAFT	
Cylinder Drive42
Feeder Raddle Drive28
Power Take-off	103
SHIELD	
Feeder Drive Chain35
Power Take-off Shaft	105
SICKLE14	
SIEVES, shoe51	
SPECIAL ATTACHMENTS INDEX 109	
SPEED ADJUSTER, cylinder41	
TONGUE99	
TRANSFERS108	
TUBE, gear box102	
WHEEL107	



HEADER PLATFORM
Front View

ITEM	PART NUMBER	QTY.	DESCRIPTION	ASSEMBLY OR PACKAGE NO.
-	526648	1	PLATFORM ASSY., R. H. (Riveted) (Incl. BOTTOM, BACK, RIBS, SICKLE BARS and R. H. LOWER SIDE)	
-	526650	1	HOUSING ASSY., raddle (Incl. BOTTOM, TOP, DOOR and FLOOR SEAL)	
1	527355	1	SUPPORT, divider base, R. H.	
			1 911553 RIVET	
			1 910892 RIVET	
2	523790	1	SIDE ASSY., header, lower R. H.	
			1 910517 RIVET	
			1 913861 RIVET	
			2 910298 RIVET	
			2 915708 RIVET	
3	523795	1	RAIL, header side, R. H.	
			1 913861 RIVET	
			2 915261 RIVET	
			1 910517 RIVET	
4	523340	1	SIDE ASSY., header, upper, R. H. (Incl. CONVEYOR and SHIELD)	
			8 907722 SCREW	
			3 916532 SCREW	
			11 919310 LOCKWASHER	
			11 916622 NUT	

Continued

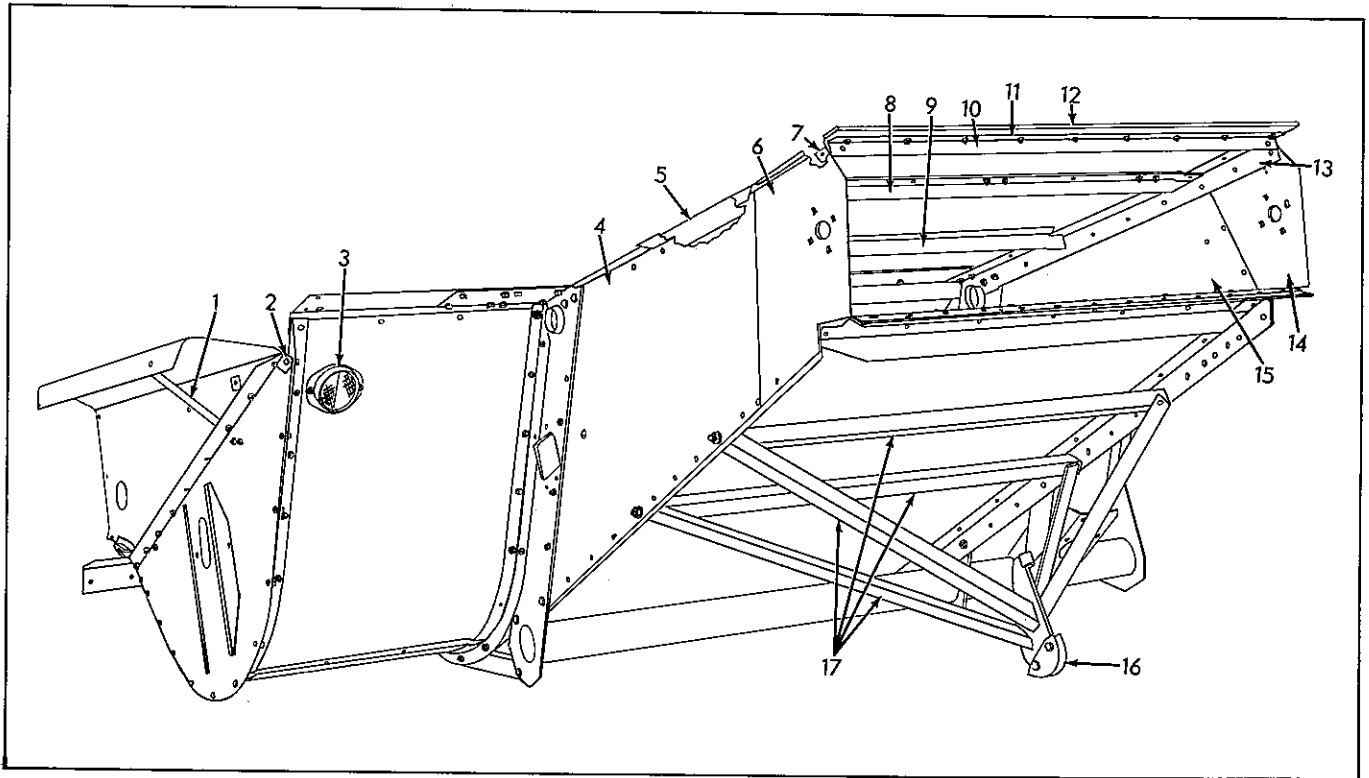
HEADER PLATFORM (Cont'd.)
Front View

ITEM	PART NUMBER	QTY.	DESCRIPTION	ASSEMBLY OR PACKAGE NO.
5	527348	2	BACK, header	
			4 910516 RIVET	
			2 910282 RIVET	
			8 907727 CAPSCREW	
			8 919310 LOCKWASHER	
			8 916622 NUT	
6	520658	1	BEARING, reel pivot, lower, R. H.	
			1 910517 RIVET	
			1 910298 RIVET	
7	521786	1	BEARING ASSY., reel pivot, R. H. upper	
			1 916019 BOLT	
			1 919310 LOCKWASHER	
			1 916622 NUT	
8	527354	1	RAIL, header back, long	
			3 908127 CAPSCREW	
			3 919312 LOCKWASHER	
			2 910516 RIVET	
			3 916950 NUT	
9	526951	1	COVER, feeder, upper	
			4 910298 RIVET	
			2 910516 RIVET	
			2 910282 RIVET	
10	500358	3	HINGE, feeder door	
			2 907727 CAPSCREW	
			2 919310 LOCKWASHER	
			2 916622 NUT	
11	526931	1	DOOR ASSY., feeder	
			6 907727 CAPSCREW	
			6 919310 LOCKWASHER	
			6 916622 NUT	
12	526954	1	COVER, feeder, lower	
			5 907727 CAPSCREW	
			4 917397 CAPSCREW	
			5 919310 LOCKWASHER	
			4 919311 LOCKWASHER	
			7 910516 RIVET	
			2 910298 RIVET	
			5 916622 NUT	
			4 917372 NUT	
13	527342	1	HOOD ASSY., feeder	
			6 907727 CAPSCREW	
			2 908127 CAPSCREW	
			6 919310 LOCKWASHER	
			2 919312 LOCKWASHER	
			6 916622 NUT	
			2 916950 NUT	
14	527362	1	RAIL, header back, short	
			2 910516 RIVET	
			2 908127 CAPSCREW	
			2 919312 LOCKWASHER	
			2 916950 NUT	
15	520612	1	SIDE ASSY., header, lower, L. H.	
			2 908295 CAPSCREW	
			3 919318 CAPSCREW	
			6 907727 CAPSCREW	
			1 917396 CAPSCREW	
			6 919310 LOCKWASHER	
			3 919311 LOCKWASHER	
			6 916622 NUT	
			3 917372 NUT	
16	523475	1	SIDE ASSY., header, upper, L. H. (Incl. CONVEYOR END SHIELD)	
			9 916081 SCREW	
			2 907722 SCREW	
			11 919310 LOCKWASHER	
			11 916622 NUT	
17	520633	2	SHIELD, header conveyor end	
			4 910516 RIVET	
			2 916532 SCREW	
			2 919310 LOCKWASHER	
			2 916622 NUT	

Continued

HEADER PLATFORM (Cont'd.)
Front View

ITEM	PART NUMBER	QTY.	DESCRIPTION	ASSEMBLY OR PACKAGE NO.
18	520770	2	SPACER, feeder rail, lower	
19	515458	1	GUARD, sickle	
		2	921933 BOLT	
		2	919312 LOCKWASHER	
		2	916950 NUT	
20	515217	9	GUARD, sickle	
		2	921933 BOLT	
		2	919312 LOCKWASHER	
		2	916950 NUT	
	527365	1	BOTTOM, header, L. H.	
		14	910282 RIVET	
		2	915754 RIVET	
21	527351	1	BOTTOM, header, R. H.	
		2	915754 RIVET	
		20	910282 RIVET	
22	520668	3	CLIP, sickle	
		2	919445 BOLTS	
		2	919312 LOCKWASHER	
		2	916950 NUT	
23	527511	3	SPACER, sickle clip	
24	528976	1	DEFLECTOR, straw, L. H.	
		1	916943 BOLT	
		2	907727 CAPSCREW	
		3	919310 LOCKWASHER	
		3	916622 NUT	
25	528975	1	DEFLECTOR, straw, R. H.	
		1	916943 BOLT	
		2	907727 CAPSCREW	
		3	919310 LOCKWASHER	
		3	916622 NUT	
--	915677	1	TRANSFER, "Allis-Chalmers"	



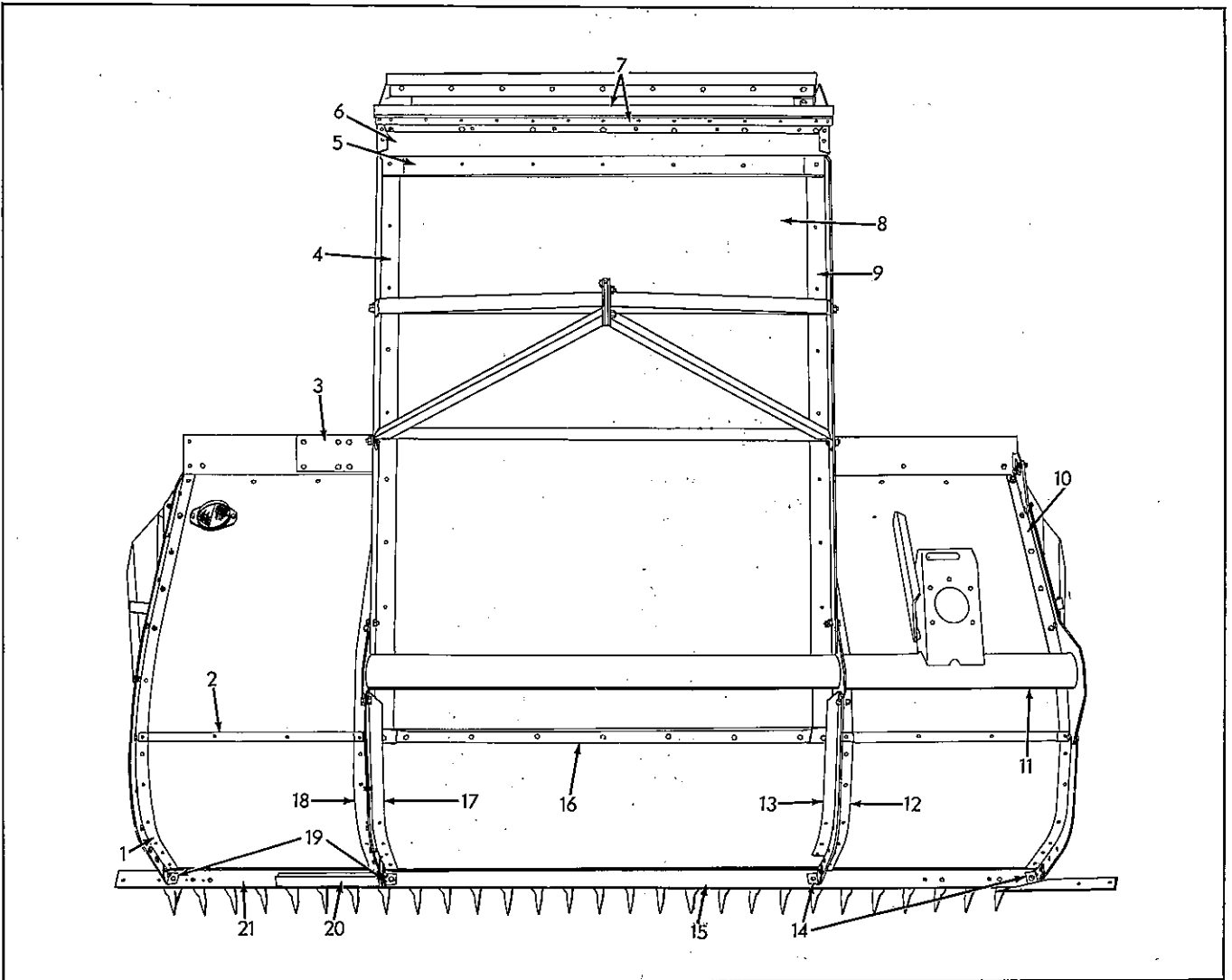
HEADER PLATFORM
Rear View

ITEM	PART NUMBER	QTY.	DESCRIPTION	ASSEMBLY OR PACKAGE NO.
1	522251	2	STIFFENER, header side, upper 1 908295 CAPSCREW 1 916532 SCREW	
2	522778	1	CLIP, corner, lower L. H. 2 919310 LOCKWASHER 2 916622 NUT	
3	641469	1	MARKER, red 1 907722 SCREW 2 919310 LOCKWASHER 2 916622 NUT	
4	526943	1	SIDE, feeder, L. H. 1 917396 CAPSCREW 2 916081 SCREW 2 919310 LOCKWASHER 2 916622 NUT	
5	526929	1	RAIL ASSY., feeder, upper, L. H. 11 910516 RIVET 4 917933 RIVET 4 910280 RIVET	
6	520765	1	BRACKET, header pivot, L. H. 10 910516 RIVET 3 910298 RIVET 2 910924 RIVET 1 917933 RIVET	
7	520780	2	CLIP, holder to feeder rail 2 910924 RIVET 2 910297 RIVET 4 917933 RIVET 4 910280 RIVET	
8	526952	1	CROSS ANGLE, feeder cover, upper 1 910298 RIVET 1 910297 RIVET	
9	526953	1	CROSS ANGLE, feeder cover, lower 2 910282 RIVET 2 910298 RIVET 5 910516 RIVET 2 910298 RIVET	

Continued

HEADER PLATFORM (Cont'd.)
Rear View

ITEM	PART NUMBER	QTY.	DESCRIPTION	ASSEMBLY OR PACKAGE NO.
10	526950	1	HOLDER, feeder closure strip, upper 2 910297 RIVET	
11	526948	1	REINFORCEMENT, closure strip, upper	
12	526949	1	CLOSURE, strip, feeder upper 9 916019 CAPSCREW 9 919310 LOCKWASHER 9 916622 NUT	
13	526927	1	RAIL ASSY., feeder, upper, R. H. 7 910516 RIVET 3 910298 RIVET 2 910924 RIVET 1 917933 RIVET	
14	520764	1	BRACKET, header pivot, R. H. 2 916924 RIVET 2 910297 RIVET 4 917933 RIVET 4 910280 RIVET	
15	526942	1	SIDE, feeder, R. H. 10 910516 RIVET 4 917933 RIVET 4 910280 RIVET	
16	527473	2	FLANGE, cable quadrant 2 919357 CAPSCREW 2 919312 LOCKWASHER 2 916950 NUT	
17	527453	1	FRAME ASSY., lift cable 4 919960 CAPSCREW 4 918199 LOCKWASHER 4 918213 NUT	



HEADER PLATFORM
Bottom View

ITEM	PART NUMBER	QTY.	DESCRIPTION	ASSEMBLY OR PACKAGE NO.
1	520639	1	RIB, header frame, outer, L. H.	
			6 908295 CAPSCREW	
			3 907727 CAPSCREW	
			9 919310 LOCKWASHER	
			9 916622 NUT	
			5 910282 RIVET	
			1 910516 RIVET	
			1 915754 RIVET	
2	527353	2	STRIP, header back	
			2 910282 RIVET	
			2 915754 RIVET	
3	527364	1	SPLICE, header back rail	
			8 919414 BOLT	
			8 919311 LOCKWASHER	
			8 917372 NUT	
4	526941	1	RAIL, feeder, lower, L. H.	
			13 910516 RIVET	
			1 910298 RIVET	
			3 917933 RIVET	
5	526946	1	CROSS ANGLE, feeder floor, upper	
			2 910298 RIVET	
			5 915261 RIVET	

Continued

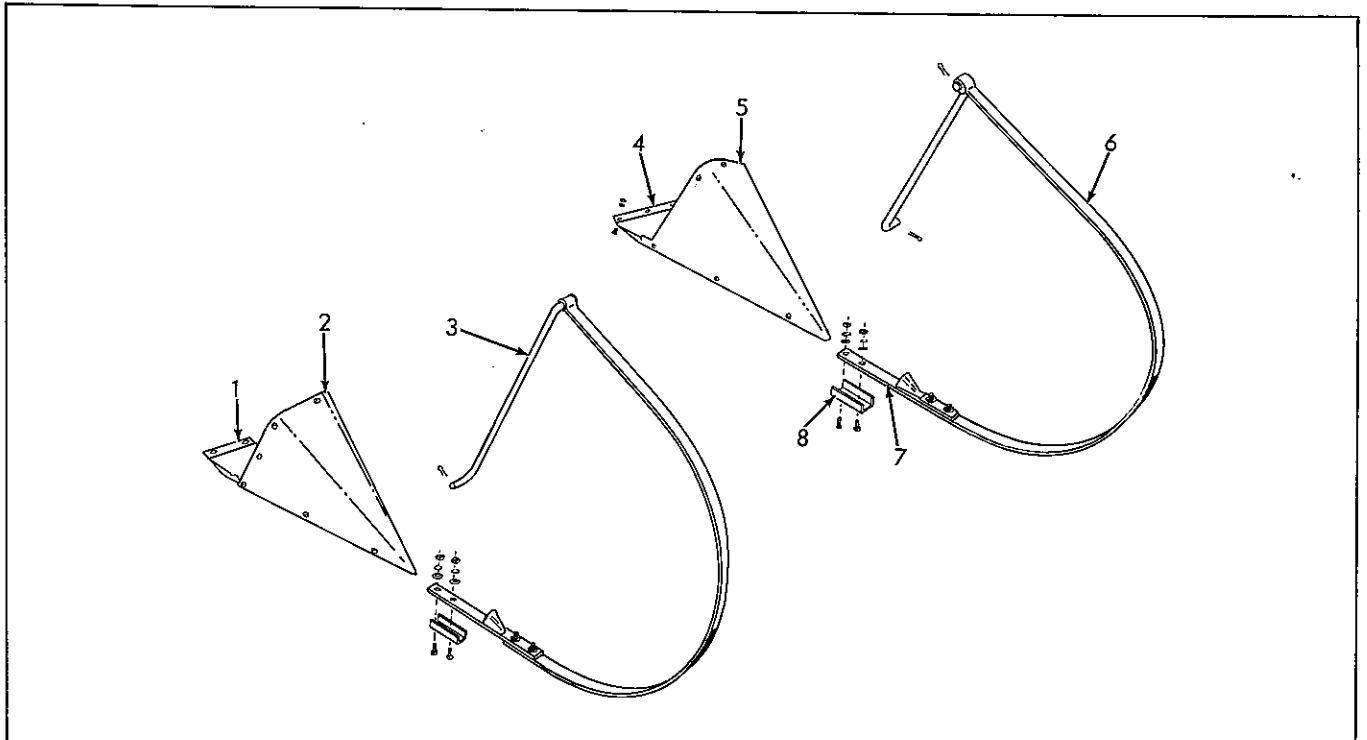
HEADER PLATFORM (Cont'd.)
Bottom View

ITEM	PART NUMBER	QTY.	DESCRIPTION	ASSEMBLY OR PACKAGE NO.
6	526947	1	EXTENSION, feeder floor, upper end 4 910297 RIVET 2 910298 RIVET 5 915261 RIVET	
7	526936	1	SEAL ASSY., feeder floor, upper (Incl. HOLDER, SEAL and REINFORCEMENT) 7 919338 BOLT 7 919310 LOCKWASHER 7 916622 NUT	
8	526945	1	BOTTOM, feeder 16 910516 RIVET 5 915261 RIVET 2 910298 RIVET	
9	526940	1	RAIL, feeder, lower, R. H. 12 910516 RIVET 1 910298 RIVET 3 917933 RIVET	
10	520653	1	RIB, header frame, R. H. 1 908127 CAPSCREW 4 907727 CAPSCREW 6 910282 RIVET 1 910994 RIVET 1 919312 LOCKWASHER 4 919310 LOCKWASHER 1 916950 NUT 4 916622 NUT	
11	527332	1	TUBE ASSY., header torque 3 917397 CAPSCREW 2 919351 CAPSCREW 4 907727 CAPSCREW 2 908127 CAPSCREW 6 919310 LOCKWASHER 3 919311 LOCKWASHER 2 919312 LOCKWASHER 6 910297 RIVET 6 916622 NUT 3 917372 NUT 2 919312 NUT	
12	528986	1	RIB, center 1 910516 RIVET 1 915754 RIVET 6 910282 RIVET	
13	520648	1	BRACE, center rib 3 910282 RIVET 4 910297 RIVET	
14	520649	2	BRACKET, sickle bar angle, R. H. 1 910994 RIVET 2 910297 RIVET (Center) 2 910298 RIVET (R. Center) 2 919351 CAPSCREW 2 916622 NUT 2 919310 LOCKWASHER	
15	527347	1	ANGLE, sickle bar, long 3 910994 RIVET 1 911553 RIVET	
16	526944	1	CROSS ANGLE, feeder floor, lower 2 916944 BOLT 4 916943 BOLT 6 919310 LOCKWASHER 3 919413 BOLT 3 919311 LOCKWASHER 6 916622 NUT 3 917372 NUT	
17	527349	1	BRACE, header frame rib, L. H. 3 910282 RIVET 1 910994 RIVET 4 907727 CAPSCREW 4 919310 LOCKWASHER 4 916622 NUT	

Continued

HEADER PLATFORM (Cont'd.)
Bottom View

ITEM	PART NUMBER	QTY.	DESCRIPTION	ASSEMBLY OR PACKAGE NO.
18	528987	1	RIB, header frame, inner, L. H. 6 910282 RIVET 1 910516 RIVET 1 915754 RIVET	
19	520638	2	BRACKET, sickle bar angle, L. H. 1 910994 RIVET 2 907727 CAPSCREW 2 919310 LOCKWASHER 2 916622 NUT	
20	527344	1	SPLICE ASSY., sickle bar angle 4 919357 CAPSCREW 2 919351 CAPSCREW 4 919312 LOCKWASHER 2 919310 LOCKWASHER	
21	527363	1	ANGLE, sickle bar, short 1 910994 RIVET	



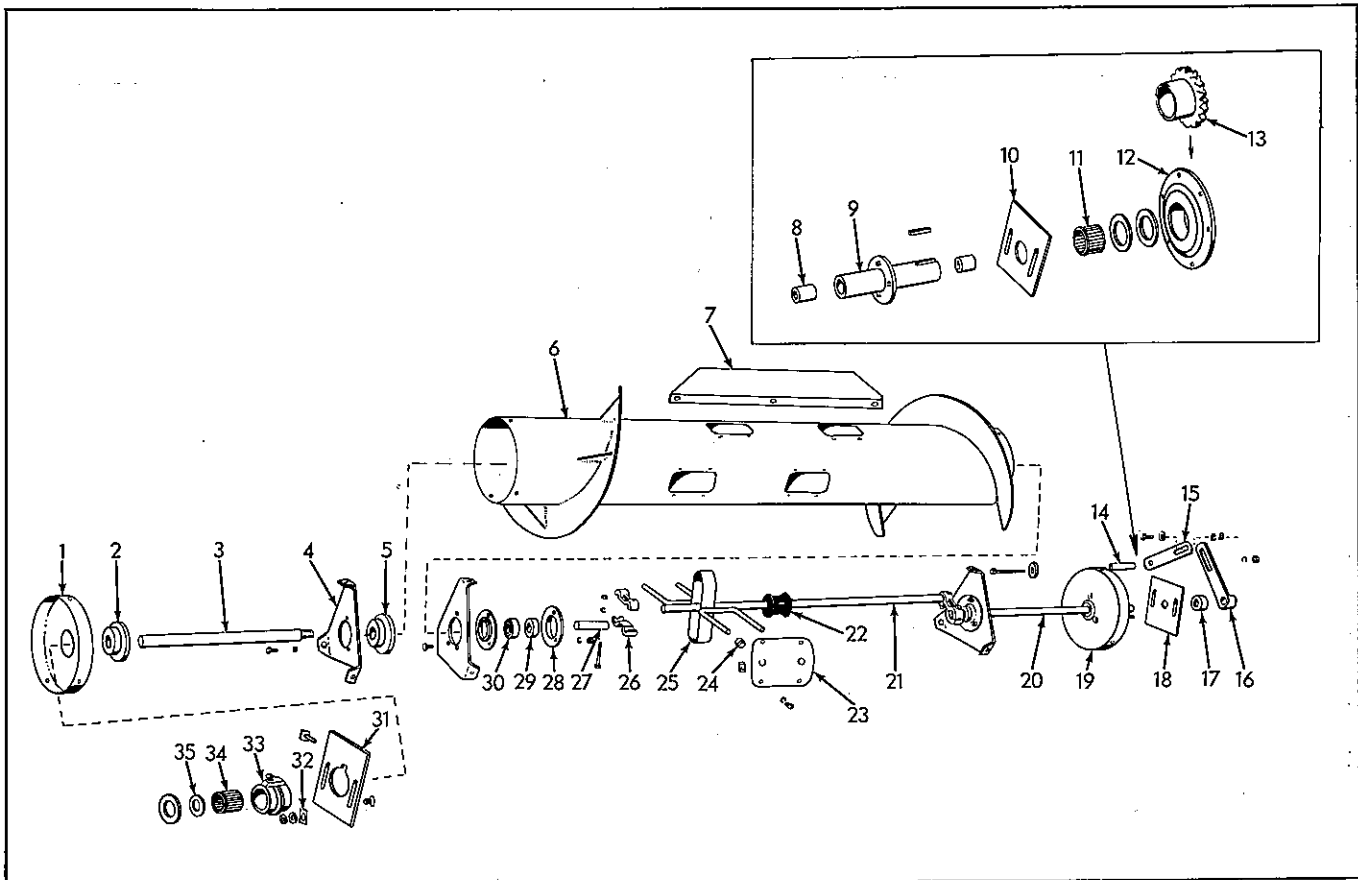
DIVIDERS

ITEM	PART NUMBER	QTY.	DESCRIPTION	ASSEMBLY OR PACKAGE NO.
1	527356	1	BASE, divider, R. H. 2 919318 CAPSCREW 1 907727 BOLT 2 919311 LOCKWASHER 1 919310 LOCKWASHER 1 916622 NUT	
2	520657	1	DIVIDER, R. H. 12 916081 SCREW, mach. 12 919310 LOCKWASHER 12 916622 NUT	
3	520636	2	LINK, divider extension 2 919327 WASHER 2 918452 PIN, cotter	
4	520635	1	BASE, divider, L. H. 2 917397 CAPSCREW 2 919311 LOCKWASHER 2 917372 NUT	

Continued

DIVIDERS (Cont'd.)

ITEM	PART NUMBER	QTY.	DESCRIPTION	ASSEMBLY OR PACKAGE NO.
5	520634	1	DIVIDER, L. H.	
			9 916081 SCREW	
			9 919310 LOCKWASHER	
			9 916622 NUT	
6	532072	2	EXTENSION ASSY., divider front (Supersedes 520617)	
			2 921158 BOLT	
			2 919311 LOCKWASHER	
			2 917372 NUT	
7	521655	2	EXTENSION ASSY., divider, rear	
			2 916532 SCREW, mach.	
			2 917377 WASHER	
			2 919310 LOCKWASHER	
			2 916622 NUT	
8	523858	2	CLIP, Divider extension	



RETRACTABLE FINGER AUGER

ITEM	PART NUMBER	QTY.	DESCRIPTION	ASSEMBLY OR PACKAGE NO.
-	526970	1	AUGER ASSY., complete (Less R. H. Bearing)	
1	526972	1	BULKHEAD, round (Drive end)	
			3 920744 CAPSCREW	
			3 919312 LOCKWASHER	
			3 916602 NUT	
2	523966	1	HUB, drive shaft, outer (1" bore)	
			3 919318 CAPSCREW	
			3 919311 LOCKWASHER	
3	523977	1	SHAFT, drive (1" x 15-1/4")	
4	528343	3	BULKHEAD, intermediate (Triangular)	
			3 920744 CAPSCREW	
			3 919312 LOCKWASHER	
			3 916602 NUT	

Continued

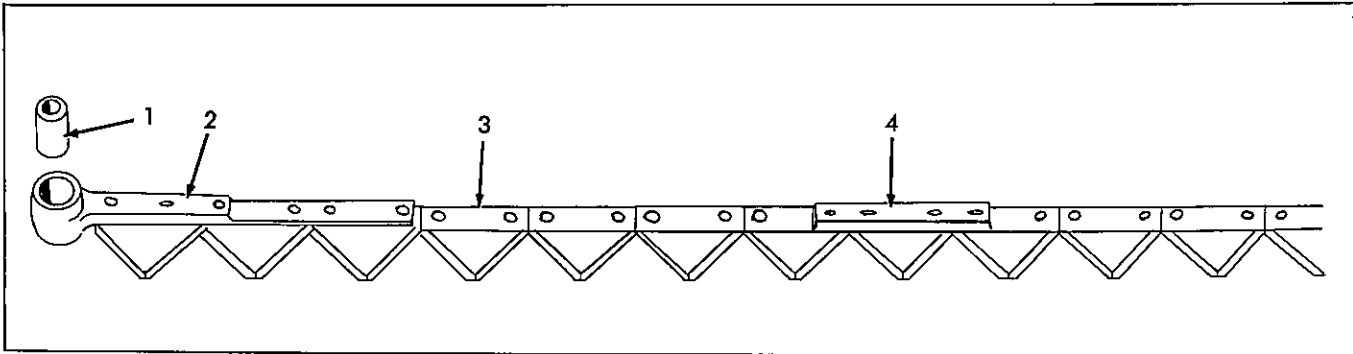
RETRACTABLE FINGER AUGER (Cont'd.)

ITEM	PART NUMBER	QTY.	DESCRIPTION	ASSEMBLY OR PACKAGE NO.
5	523965	1	HUB, drive shaft, inner, (Threaded)	
			3 919318 CAPSCREW	
			3 919311 LOCKWASHER	
6	526971	1	TUBE ASSY., auger (7 ft.)	
7	525837	1	PADDLE, header auger	
			3 920744 CAPSCREW	
			3 919312 LOCKWASHER	
			3 916602 NUT	
8	523986	2	BUSHING, gudgeon	
9	523985	1	GUDGEON, pick-up drive (Incl. Bushings)	
			3 919414 BOLT	
			3 919311 LOCKWASHER	
			3 917372 NUT	
10	533592	1	SUPPORT, auger (Used w/pick-up drive) (Supersedes 523984)	
			2 916947 BOLT	
			2 919312 LOCKWASHER	
			2 916950 NUT	
11	523987	1	BEARING, roller	
12	525121	1	CENTER, rotary pick-up drive sheave	
			1 905856 KEY	
			1 911712 SETSCREW	
			1 902872 SETSCREW	
			1 912499 FITTING, lubrication	
			2 922679 WASHER, plain	
13	523983	1	SPROCKET, pick-up drive (f/draper pickup)	
			1 905856 KEY	
			1 911712 SETSCREW	
			1 902872 SETSCREW	
			1 914465 FITTING, lubrication	
			2 922679 WASHER, plain	
14	537966	1	SPACER, finger adjusting bracket	
15	530518	1	BRACKET, finger adjustment (Supersedes 523978)	
			1 920125 BOLT, 3/8 x 4-1/4	
			1 919312 LOCKWASHER	
			1 916950 NUT	
16	523979	1	ARM, control	
			1 918041 BOLT	
			1 918199 LOCKWASHER	
			1 918430 LOCKWASHER	
			1 905850 KEY, plain	
			1 911712 SETSCREW	
17	516090	1	COLLAR (7/8")	
			1 902872 SETSCREW	
18	533168	1	SUPPORT, auger, L. H. (Supersedes 523976)	
			2 916947 BOLT	
			2 919312 LOCKWASHER	
			2 916950 NUT	
19	526974	1	BULKHEAD ASSY., L. H. (round) (Hub bolts welded in place)	
			3 921952 CAPSCREW	
			3 919312 LOCKWASHER	
			3 916602 NUT	
20	526973	1	SHAFT, control (7/8" x 30-3/16")	
21	523969	1	SHAFT, roller (7/8" x 34-1/2")	
22	523975	4	SPOOL (rubber)	
23	523967	8	PLATE ASSY.	
			4 915939 SCREW	
			4 915999 NUT	
24	523968	16	BUSHING, finger (rubber)	
25	523971	4	FINGER AND TRACK ASSY.	
26	523970	4	ARM, crank	
			2 907730 CAPSCREW	
			2 919311 LOCKWASHER	
			2 917372 NUT	
27	523972	1	SHAFT, stub (7/8" x 3-5/16")	
28	1114839	6	FLANGE, bearing	
			3 919414 BOLT	
			3 919311 LOCKWASHER	
			3 917372 NUT	
29	522328	3	COLLAR, bearing	
			1 905759 SETSCREW	
30	1113372	3	BEARING & COLLAR, ball	

Continued

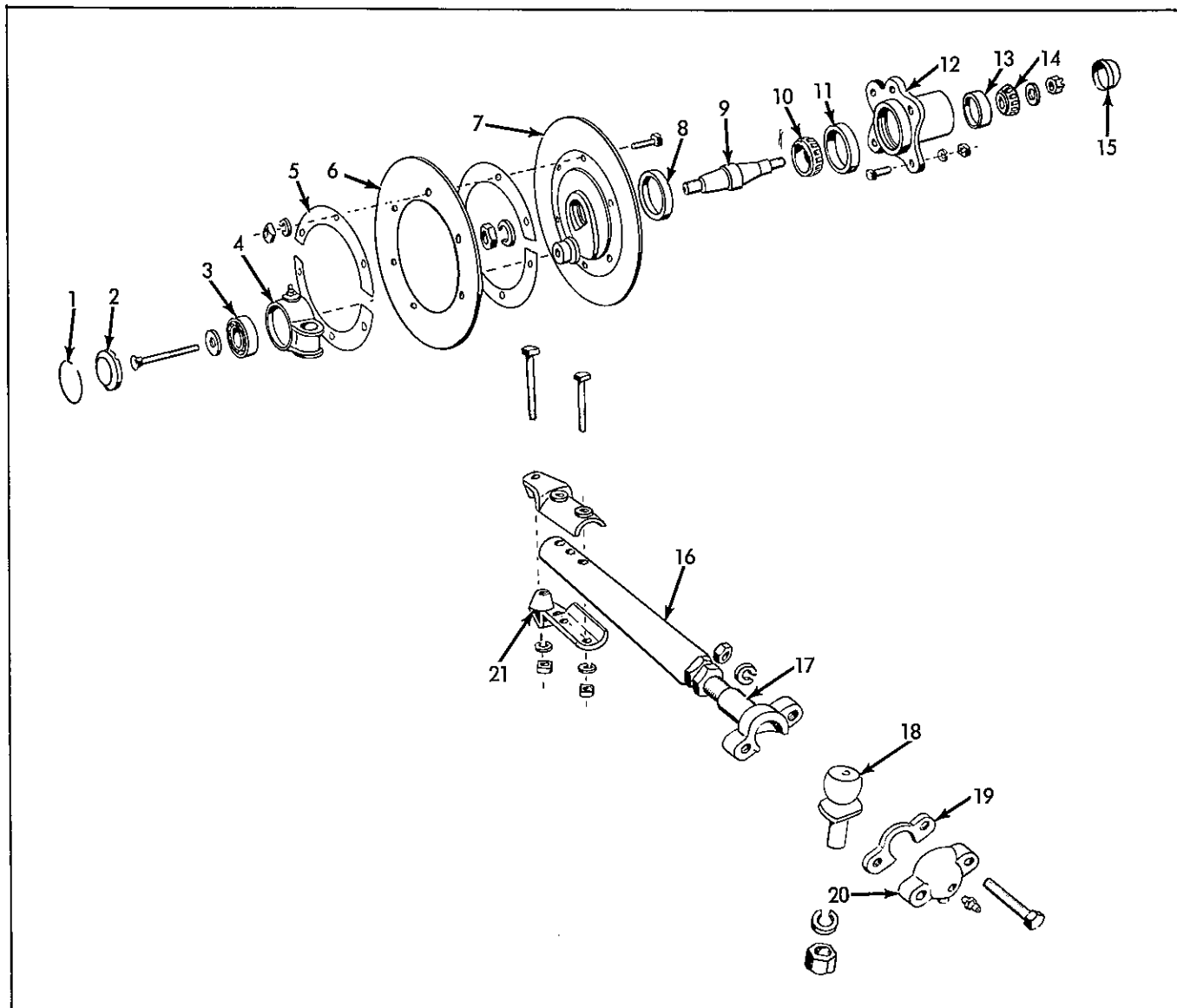
RETRACTABLE FINGER AUGER (Cont'd.)

ITEM	PART NUMBER	QTY.	DESCRIPTION	ASSEMBLY OR PACKAGE NO.
31	523794	1	PLATE, bearing, R. H.	
		2	916947 BOLT	
		2	919312 LOCKWASHER	
		2	916950 NUT	
32	520681	4	WASHER, bearing plate	
33	523067	1	HOUSING ASSY., R. H. (Incl. BEARING & CAP)	
		1	915275 FITTING, lubrication	
		1	919329 WASHER	
34	507266	1	BEARING, roller	
35	520679	1	CAP, bearing	



SICKLE

ITEM	PART NUMBER	QTY.	DESCRIPTION	ASSEMBLY OR PACKAGE NO.
-	527065	1	SICKLE COMPLETE (7 ft.) (Serrated sections)	
	527585	1	SICKLE COMPLETE (7 ft.) (Smooth sections) (Special)	
	532624	1	SICKLE COMPLETE (9 ft.) (Soy Bean Attachment)	
		1	910370 CAPSCREW	
		1	919312 LOCKWASHER	
		1	919423 NUT	
1	527068	1	BUSHING, sickle head	
2	527066	1	HEAD ASSY. (Incl. BUSHING)	
		3	918731 RIVET	
		3	912381 RIVET	
3	500760	30	SECTION, sickle, serrated	
	507458	30	SECTION, sickle, smooth (Special)	
		2	910930 RIVET	
4	535537	3	PLATE, rub	
			4 915702 RIVET	



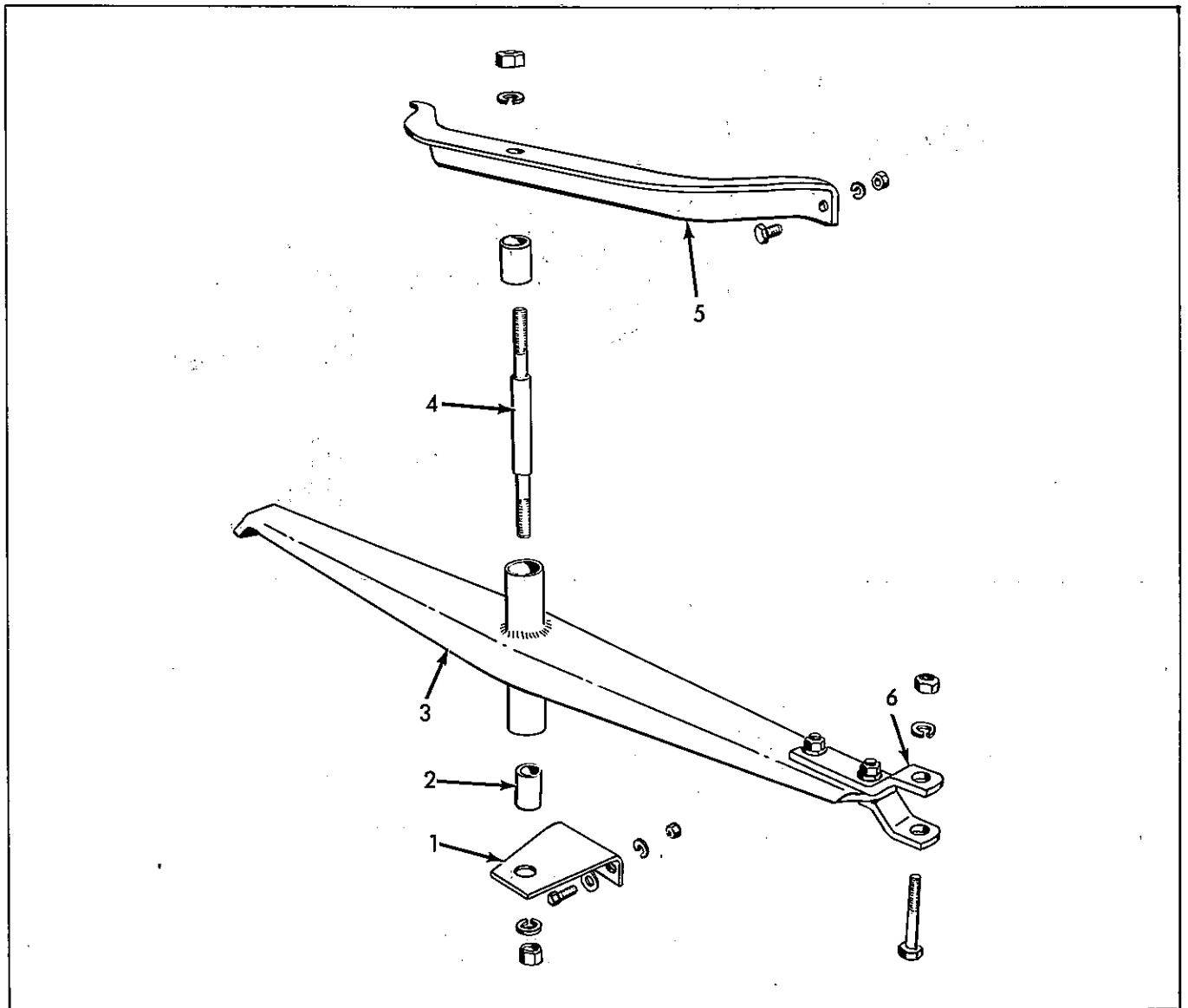
SICKLE PITMAN

ITEM	PART NUMBER	QTY.	DESCRIPTION	ASSEMBLY OR PACKAGE NO.
1	524001	1	RING, snap	
2	507079	1	CAP, bearing housing	
3	226059 805050	1	BEARING, ball	
		1	921937 BOLT	
		1	922096 WASHER	
		1	919312 LOCKWASHER	
		1	916950 NUT	
4	524000	1	HOUSING, pitman bearing	
		1	914465 FITTING, lubrication	
5	511077	6	SPACER, sickle pitman sheave	
6	521368	1	SHEAVE, sickle pitman, outer	
		6	907729 CAPSCREW	
		6	919311 LOCKWASHER	
		6	917372 NUT	
7	525327	1	HUB, pitman sheave	
		1	919332 LOCKWASHER	
		1	919333 NUT	
8	521371	1	SEAL, oil	
9	521370	1	SHAFT, pitman crank	
10	320213	1	CONE, bearing (large)	
11	517381	1	CUP, bearing (large)	

Continued

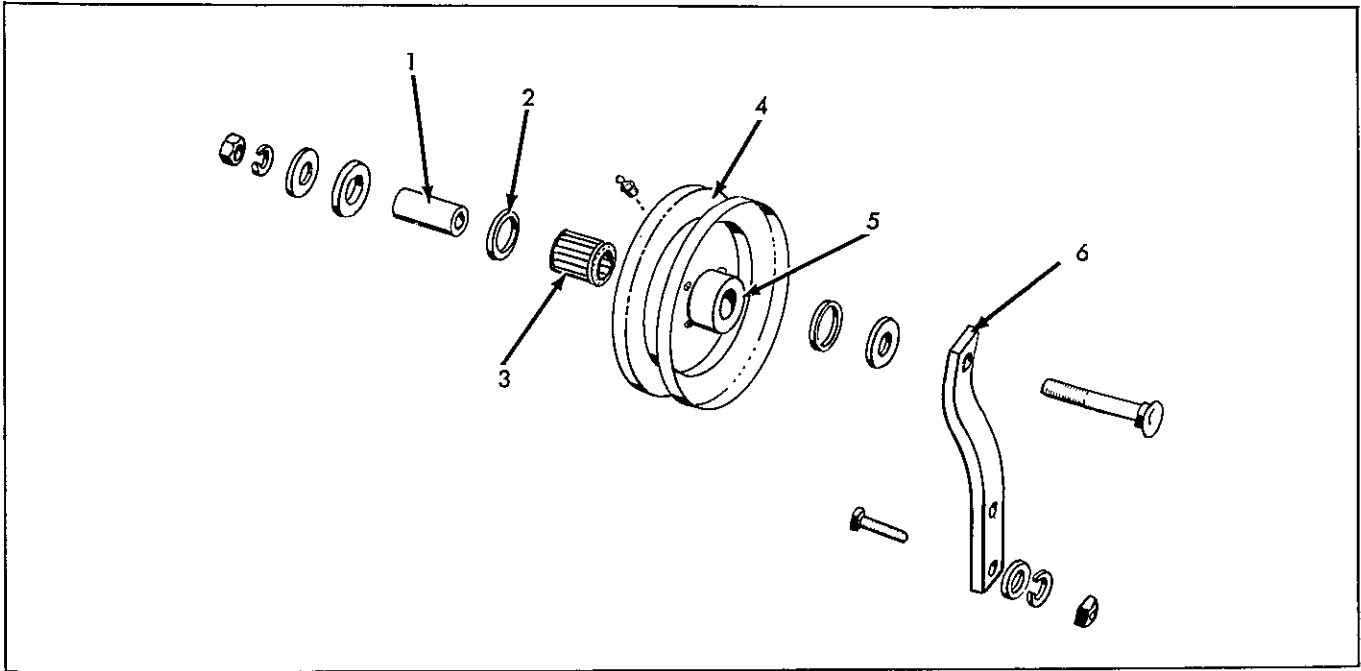
SICKLE PITMAN (Cont'd.)

ITEM	PART NUMBER	QTY.	DESCRIPTION	ASSEMBLY OR PACKAGE NO.
12	521369	1	HOUSING, sickle crank bearing	
			4 919358 CAPSCREW	
			4 919312 LOCKWASHER	
			4 916950 NUT	
13	211897	1	CUP, bearing (small)	
14	521373	1	CONE, bearing (small)	
			1 917377 WASHER	
			1 919437 NUT	
			1 920117 PIN, cotter	
15	521372	1	CAP, hub	
16	526661	1	PITMAN ASSY. (welded)	
17	524302	1	STUD, sickle link	
18	521363	1	BALL, pitman stud	
			1 917373 LOCKWASHER	
			1 915726 NUT	
19	522983	3	SHIM, pitman link ball (.005)	
	521359	4	SHIM, pitman link ball	
20	521360	1	CAP, pitman link ball	
			2 919361 BOLT	
			2 919312 LOCKWASHER	
			1 915538 FITTING, lubrication	
			2 916950 NUT	
21	506634	2	END, pitman	
			2 919363 CAPSCREW	
			3 919312 LOCKWASHER	
			1 916607 CAPSCREW	
			3 916950 NUT	



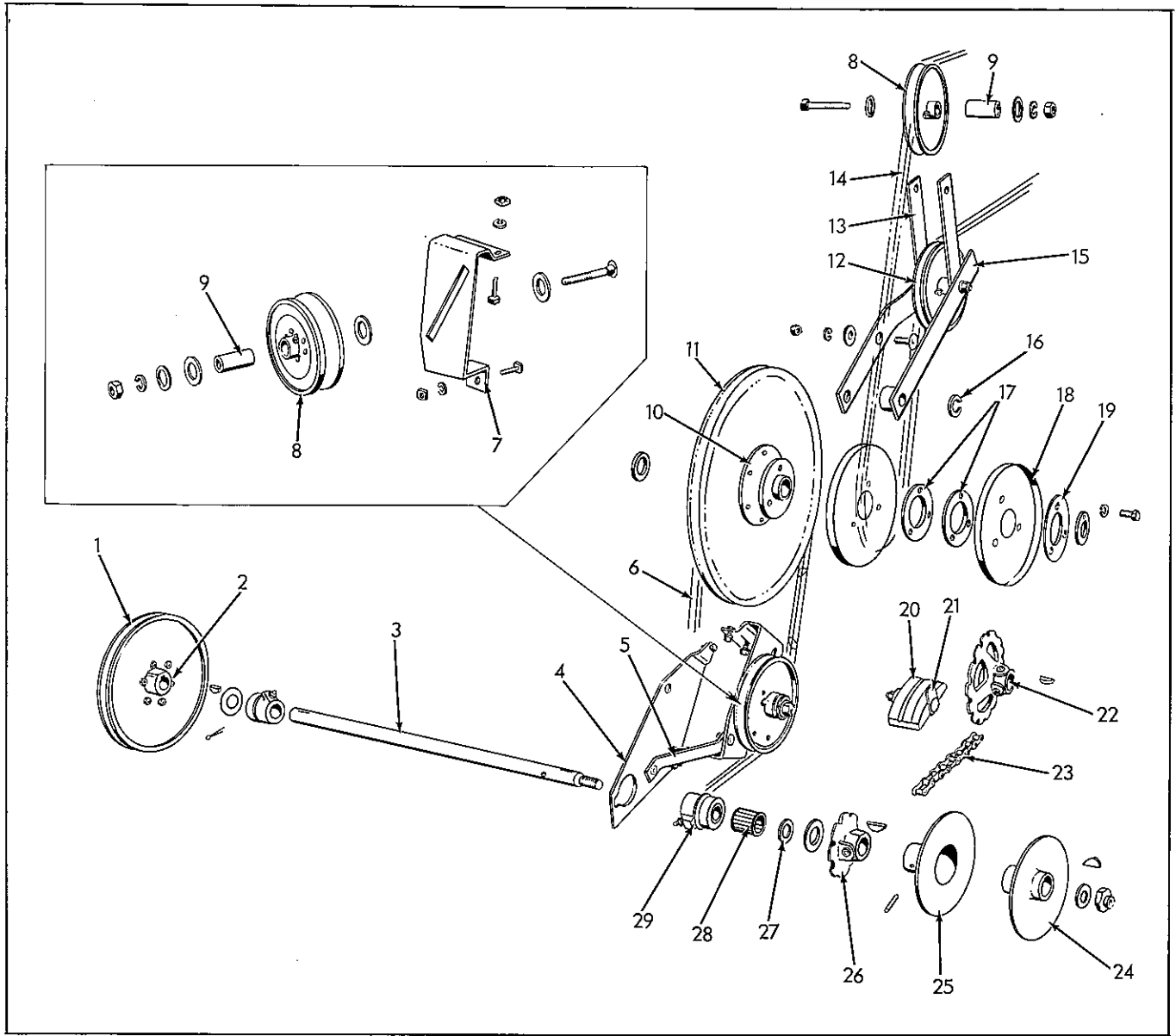
SICKLE ROCKER ARM

ITEM	PART NUMBER	QTY.	DESCRIPTION	ASSEMBLY OR PACKAGE NO.
1	520666	1	SUPPORT, rocker arm, lower	
2	527336	2	BUSHING, sickle rocker arm	
3	527508	1	ARM & BUSHING ASSY., sickle rocker (Incl. BUSHINGS & PIVOT PIN)	
4	527337	1	PIN, sickle rocker arm pivot	
	2 917373		LOCKWASHER	
	2 918241		NUT	
5	527359	1	SUPPORT, sickle rocker arm, upper	
	2 907731		BOLT	
	2 919312		LOCKWASHER	
	2 916950		NUT	
6	527338	2	BRACKET, sickle bushing	
	2 920353		CAPSCREW	
	2 918199		LOCKWASHER	
	2 913901		NUT	
	1 910370		CAPSCREW	
	1 916966		LOCKWASHER	
	1 913248		NUT	



SICKLE DRIVE IDLER

ITEM	PART NUMBER	QTY.	DESCRIPTION	ASSEMBLY OR PACKAGE NO.	
1	507216	1	BUSHING, idler		
2	535475	1	CAP, bearing		
3	507226	1	BEARING, roller		
4	508623	1	IDLER ASSY. (Incl. SHEAVE, HUB & BEARING)		
	503080	1		SHEAVE, idler	
5	508624	1	HUB ASSY., idler (Incl. BEARING & CAP)		
			4 913163	RIVET	
			1 922101	BOLT	
			1 919392	WASHER	
			2 918431	WASHER	
			1 920753	WASHER	
			1 916966	LOCKWASHER	
			1 914465	FITTING, lubrication	
6	521365	1	ARM, idler		
			1 919360	CAPSCREW	
			1 917400	CAPSCREW	
			2 919312	LOCKWASHER	
			1 917378	WASHER, plain	



HEADER & REEL DRIVE

ITEM	PART NUMBER	QTY.	DESCRIPTION	ASSEMBLY OR PACKAGE NO.
1	521308	1	SHEAVE, countershaft driven	
			6 916019 CAPSCREW	
			6 919310 LOCKWASHER	
			6 916622 NUT	
2	525219	1	HUB, Countershaft sheave	
			1 902872 SETSCREW	
3	526841	1	COUNTERSHAFT, header (7/8" x 23-5/8")	
4	527358	1	BRACKET, header countershaft, R. H.	
			1 917397 CAPSCREW	
			1 916431 CAPSCREW	
			2 919311 LOCKWASHER	
5	527361	1	BRACE, header countershaft bracket, R. H.	
			2 919414 BOLT	
			2 919311 LOCKWASHER	
			2 917372 NUT	
6	509860	1	BELT, reel drive, inner	

Continued

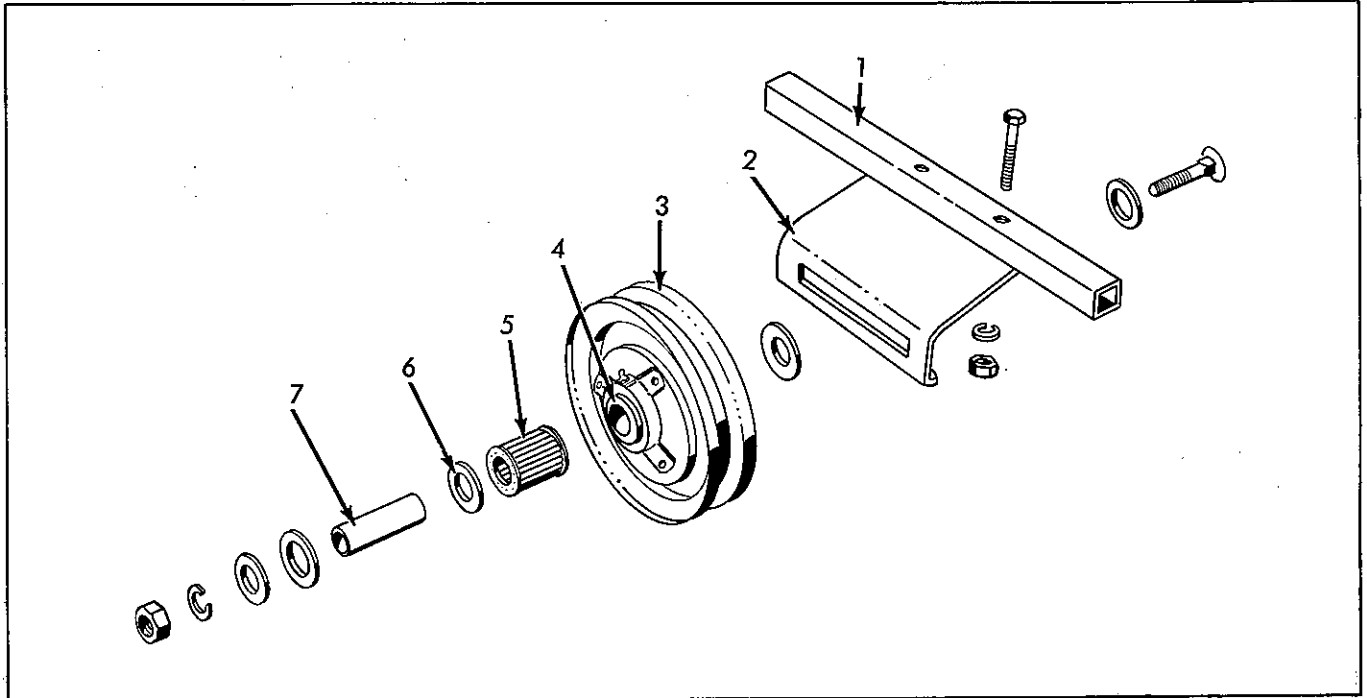
HEADER & REEL DRIVE (Cont'd.)

ITEM	PART NUMBER	QTY.	DESCRIPTION	ASSEMBLY OR PACKAGE NO.
7	527357	1	BRACKET, reel drive belt idler	
			2 907727 CAPSCREW	
			1 916431 BOLT	
			2 919310 LOCKWASHER	
			1 919311 LOCKWASHER	
			2 916622 NUT	
			2 917372 NUT	
8	517754	2	SHEAVE, reel drive idler, V type	
			2 919392 WASHER	} Reel Drive Belt
			1 908529 CAPSCREW	
			2 919388 WASHER	} Countershaft Drive Belt
			1 922090 WASHER	
			1 922101 BOLT	
			1 916966 LOCKWASHER	
			1 912808 FITTING, lubrication	
			1 916951 NUT	
9	507216	3	BUSHING, idler	
10	526840	1	HUB, reel drive sheave	
			2 919393 WASHER	
11	501213	1	SHEAVE, reel drive	
			6 908295 CAPSCREW	
			6 919310 LOCKWASHER	
			6 916622 NUT	
12	523699	1	IDLER, reel drive (Flat groove)	
			2 919392 WASHER	
			1 919256 CAPSCREW	
			1 916966 LOCKWASHER	
			1 912808 FITTING, lubrication	
			1 916951 NUT	
13	525656	1	ARM ASSY., reel drive chain idler, inner	
			1 922099 BOLT	
			1 918431 WASHER	
			1 916966 LOCKWASHER	
			1 916951 NUT	
14	526842	1	BELT, reel drive	
15	526838	1	ARM ASSY., reel drive chain idler, outer	
16	526843	1	RING, snap	
17	502804	2	SPACER, reel drive sheave	
18	527540	2	SHEAVE, reel drive	
			3 908127 CAPSCREW	
			3 919312 LOCKWASHER	
			3 916950 NUT	
19	535527	1	PLATE, sheave reinforcing	
20	521316	1	SLIDE, Conveyor drive chain	
			1 917378 WASHER	
			1 921937 BOLT	
			1 919312 LOCKWASHER	
			1 916950 NUT	
21	502926	1	LATCH, chain guide	
	538299	1	SPROCKET ASSY., conveyor driven(14T) (Incl. SETSCREWS) (Supersedes 526364)	
22	538302	1	SPROCKET ASSY., conveyor driven (17T) (Incl. SETSCREWS) (Supersedes 526365)	
			1 905126 KEY	
			2 902872 SETSCREW	
	-----	1	CHAIN, conveyor drive (Incl. 3 OFFSET AND 1 CONNECTING LINK)	
	921052	-	CHAIN (Bulk 10 ft. length)	
23	918208	1	LINK, connecting	
	918562	3	LINK, offset	
	918563	-	LINK, roller	
24	521312	1	SHEAVE, reel drive, outer half	
			1 905126 KEY, woodruff	
			1 919328 WASHER	
			1 922022 NUT	
25	521311	1	SHEAVE, reel drive, inner half	
			1 916171 PIN	
26	526362	1	SPROCKET ASSY., header conveyor drive (8T) (Incl. SET-SCREW)	
			1 902872 SETSCREW	
			1 905126 KEY, woodruff	
			1 920753 WASHER	

Continued

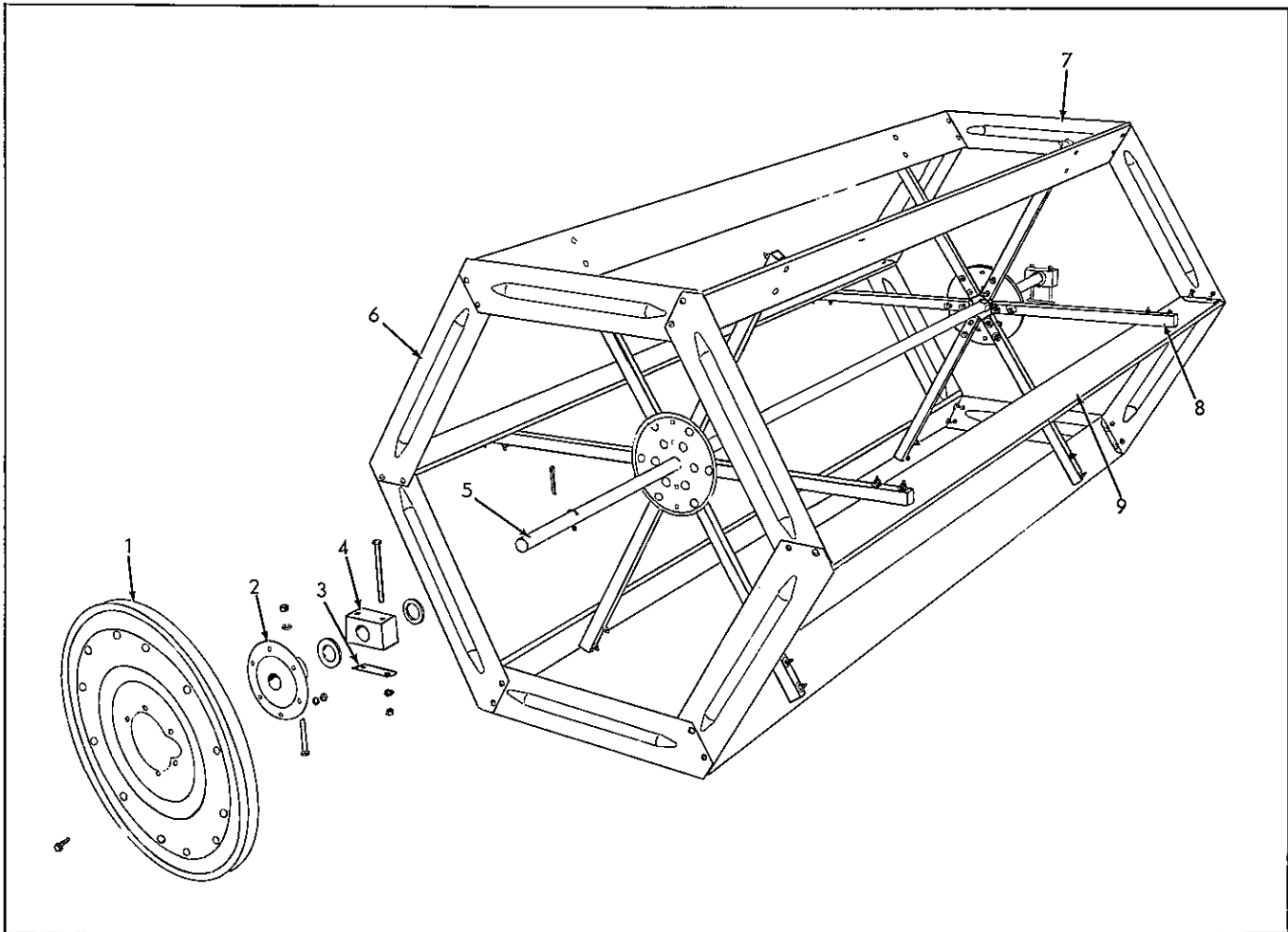
HEADER & REEL DRIVE (Cont'd.)

ITEM	PART NUMBER	QTY.	DESCRIPTION	ASSEMBLY OR PACKAGE NO.
27	535475	2	CAP, bearing	
28	507226	2	BEARING, roller	
29	501941	2	HOUSING ASSY., countershaft bearing	
		1	921134 WASHER	
		1	914465 FITTING, lubrication	
		1	918458 PIN, cotter	



HEADER COUNTERSHAFT DRIVE IDLER

ITEM	PART NUMBER	QTY.	DESCRIPTION	ASSEMBLY OR PACKAGE NO.
1	526811	1	RAIL, idler bracket	
		2	919361 CAPSCREW	
		2	919312 LOCKWASHER	
		2	916950 NUT	
2	521332	1	BRACKET, idler	
		2	919361 CAPSCREW	
		2	919312 LOCKWASHER	
		2	916950 NUT	
3	508623	1	IDLER ASSY. (Incl. SHEAVE & BEARING)	
		2	912022 WASHER	
		1	920753 WASHER	
		1	919312 WASHER	
		1	916966 LOCKWASHER	
		1	914465 FITTING, lubrication	
		1	922101 BOLT	
		1	918431 WASHER	
		1	916951 NUT	
	503080	1	SHEAVE, idler	
		4	913163 RIVET	
4	508624	1	HUB ASSY., idler (Incl. BEARING)	
5	507226	1	BEARING, roller	
6	535475	1	CAP, bearing	
7	507216	1	BUSHING, idler	



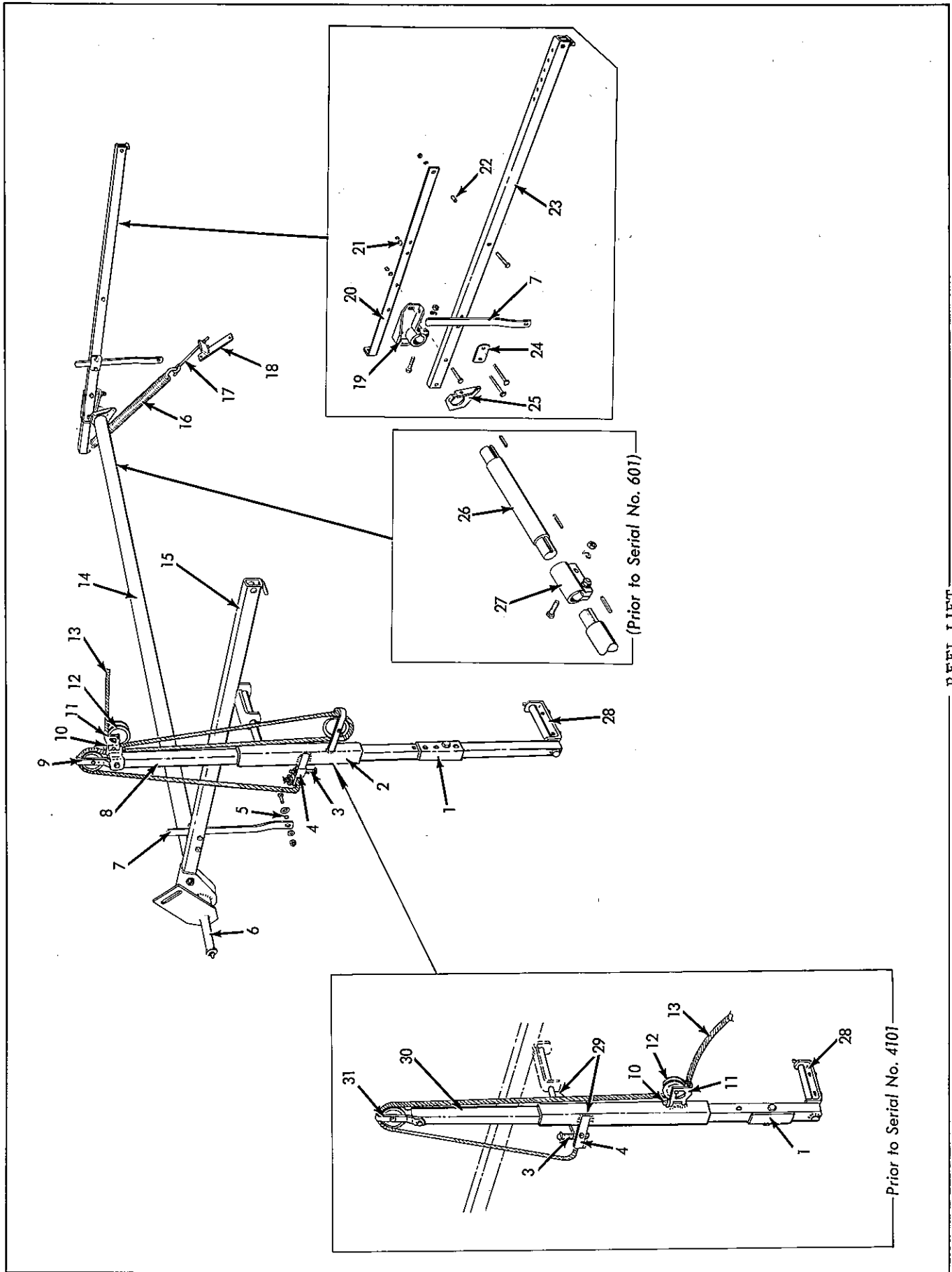
REEL

ITEM	PART NUMBER	QTY.	DESCRIPTION	ASSEMBLY OR PACKAGE NO.
1	520665	1	SHEAVE, reel driven	
			6 916019 CAPSCREW	
			6 919310 LOCKWASHER	
			6 916622 NUT	
2	528656	1	HUB ASSY. (Incl. BOLT)	
			1 907730 CAPSCREW	
			1 919311 LOCKWASHER	
			1 917372 NUT	
3	527073	2	PLATE, bearing washer	
4	520932	2	BEARING, reel	
			2 919320 CAPSCREW	
			2 919311 LOCKWASHER	
			2 919330 WASHER	
			2 918459 PIN, cotter	
			2 917372 NUT	
5	527063	1	SHAFT ASSY., reel	
6	520930	6	PANEL, R. H.	
			2 921908 BOLT	
			2 919308 SCREW, machine	
			2 917377 WASHER	
			4 919310 LOCKWASHER	
			2 916622 NUT	
7	520931	6	PANEL, L. H.	
			2 921908 BOLT	
			2 919308 SCREW, machine	
			3 917377 WASHER	
			4 919310 LOCKWASHER	
			4 916622 NUT	

Continued

REEL (Cont'd.)

ITEM	PART NUMBER	QTY.	DESCRIPTION	ASSEMBLY OR PACKAGE NO.
8	520928	12	ARM, reel 1 921920 BOLT 2 921927 BOLT 1 917377 WASHER 2 917642 WASHER 1 919310 LOCKWASHER 2 919311 LOCKWASHER 1 916622 NUT 2 917372 NUT	
9	527070	6	BAT, reel 4 921922 BOLT 4 917377 WASHER 4 919310 LOCKWASHER 4 916622 NUT	



Prior to Serial No. 4101

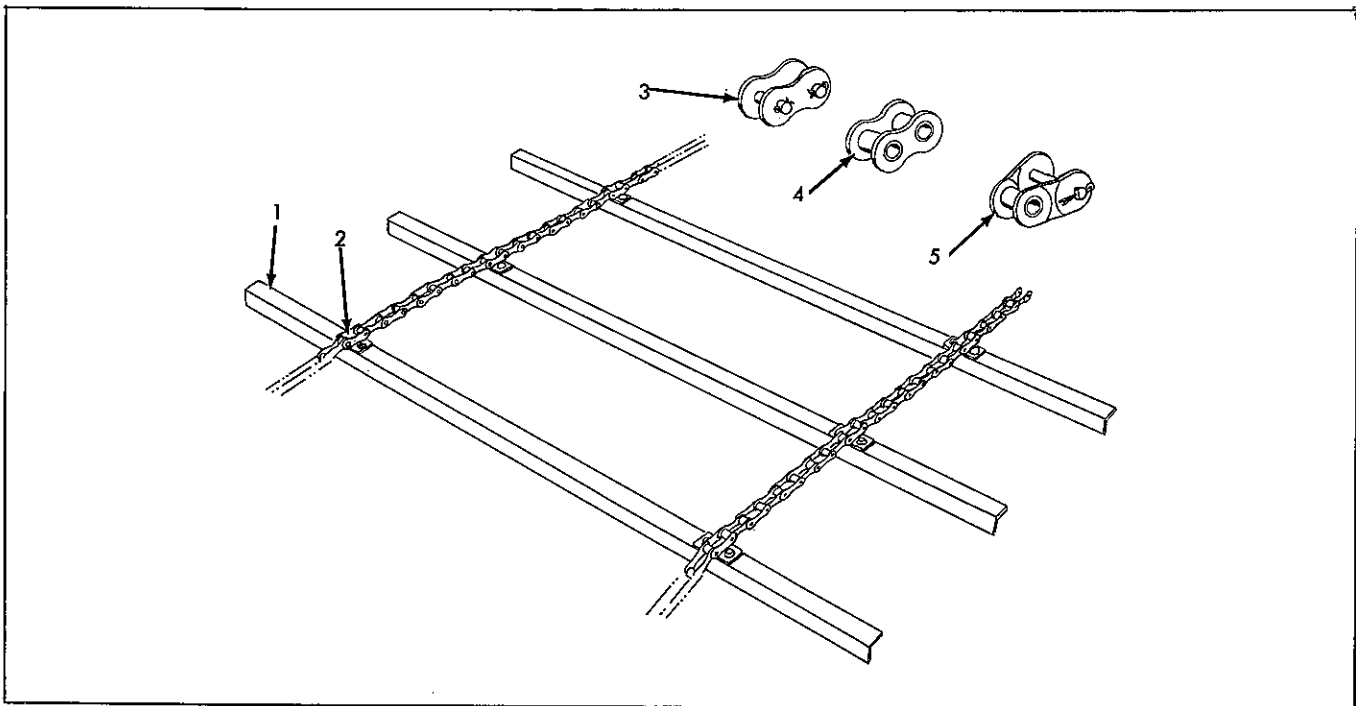
REEL LIFT

REEL LIFT

ITEM	PART NUMBER	QTY.	DESCRIPTION	ASSEMBLY OR PACKAGE NO.
1	527079	1	STOP, reel post 1 919312 LOCKWASHER 1 919361 BOLT 1 916950 NUT	
2	532136	1	GUIDE ASSY., reel post (Used S/N 4101 & up)	
3	504172	1	SPRING, lift-latch 1 919352 CAPSCREW 1 917377 WASHER 1 920114 NUT	
4	503786	1	LATCH, reel	
5	521229	2	SPACER, snubber	
6	527076	1	PIN, reel torque tube, R. H. 1 918110 PIN, roll	
7	523857	2	SNUBBER, reel 1 907731 CAPSCREW 1 916956 WASHER 1 919312 LOCKWASHER 1 916950 NUT	
8	532144	1	POST ASSY., reel lift (Used S/N 4101 & up) 1 918459 PIN, cotter	
9	532141	1	PULLEY ASSY. (Incl. TOP PULLEY) (Used S/N 4101 & up) 1 919361 CAPSCREW 1 919312 LOCKWASHER 1 916950 NUT	
10	532452	2	PIVOT, swivel 1 918448 PIN, cotter	
11	503952	1	PULLEY ASSY., reel swivel	
12	535582	2	PULLEY, reel rope 1 911085 RIVET	
13	508252	1	ROPE, reel adjusting	
14	528935	1	TUBE ASSY., reel torque (Supersedes 527294)	
15	527289	1	ARM ASSY., reel support, R. H. 2 917402 CAPSCREW 2 919312 LOCKWASHER 2 916950 NUT	
16	523779	-	SPRING, balance (Two used prior to S/N 401; one used S/N 401 & up)	
17	528637	-	BOLT, lift spring (Two used prior to S/N 401; one used S/N 401 & up)	
	526385	1	BRACKET, reel lift spring, R. H. (Used prior to S/N 401)	
	526386	1	BRACKET ASSY., reel lift spring, L. H. 2 916019 CAPSCREW 2 919310 LOCKWASHER 2 916622 NUT	
18				
19	521811	1	BRACKET, reel arm adjusting, L. H. 1 919362 BOLT 1 919312 LOCKWASHER 1 905857 KEY 1 902214 SETSCREW 1 913744 NUT 1 916950 NUT	
20	523788	-	ARM, lift spring (Two used prior to S/N 401; one used on S/N 401 & up) 1 917378 WASHER 2 919362 BOLT 2 919312 LOCKWASHER 1 919354 BOLT 1 911989 WASHER 1 919311 LOCKWASHER 2 916950 NUT 2 917372 NUT	
21	527296	2	SPRING, reel snubber	
22	522854	1	SPACER, lift spring arm	
23	521789	1	ARM ASSY., reel support, L. H. 2 919362 BOLT 2 919312 LOCKWASHER 2 916950 NUT	
24	521803	2	CLIP, reel snubber 2 907730 CAPSCREW (f/RH side) 2 919438 NUT 2 920271 CAPSCREW (f/ LH side)	
25	527352	1	BEARING, reel pivot, L. H. 1 917396 CAPSCREW 1 916019 CAPSCREW 2 919310 LOCKWASHER 2 916622 NUT	

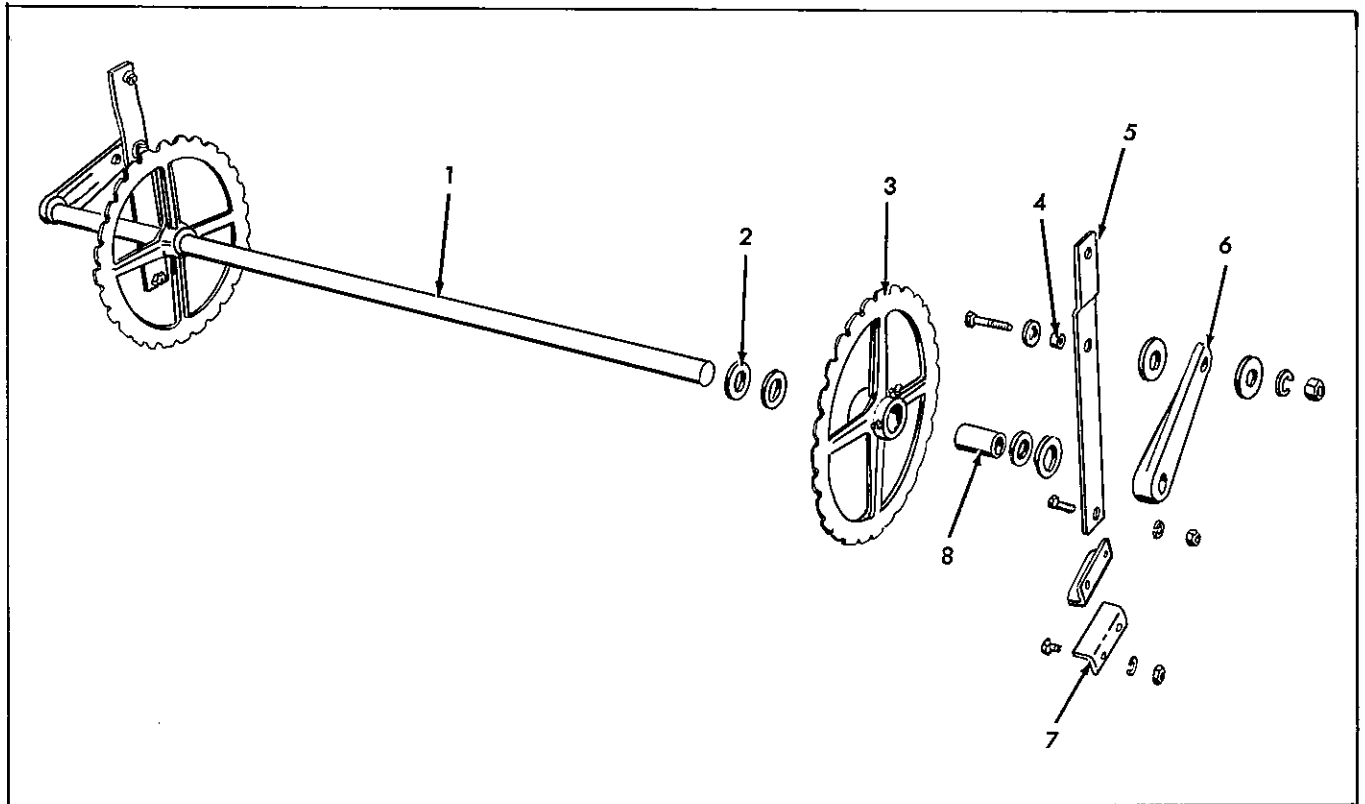
REEL LIFT (Cont'd.)

ITEM	PART NUMBER	QTY.	DESCRIPTION	ASSEMBLY OR PACKAGE NO.
26	527297	1	EXTENSION ASSY., tube (Used prior to S/N 601)	
27	521969	1	COUPLING, reel torque tube (Used prior to S/N 601)	
	2 919983		CAPSCREW	
	2 919312		LOCKWASHER	
	1 905857		KEY, plain	
	2 916950		NUT	
28	527360	1	PIVOT, reel lift post	
	2 919318		CAPSCREW	
	2 919311		LOCKWASHER	
29	527285	1	GUIDE ASSY., reel post (Used prior to S/N 4101)	
	1 918458		PIN, cotter	
30	527291	1	POST ASSY., reel lift (Used prior to S/N 4101)	
	1 918459		PIN, cotter	
31	527284	1	PULLEY ASSY., reel post (Incl. BRACKET) (Used prior to S/N4101)	
	1 919361		CAPSCREW	
	1 919312		LOCKWASHER	
	1 916950		NUT	



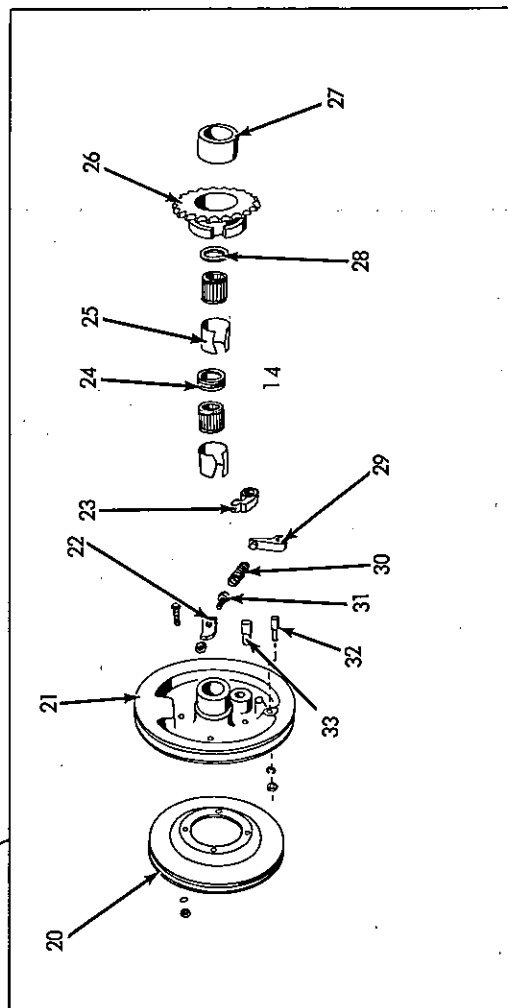
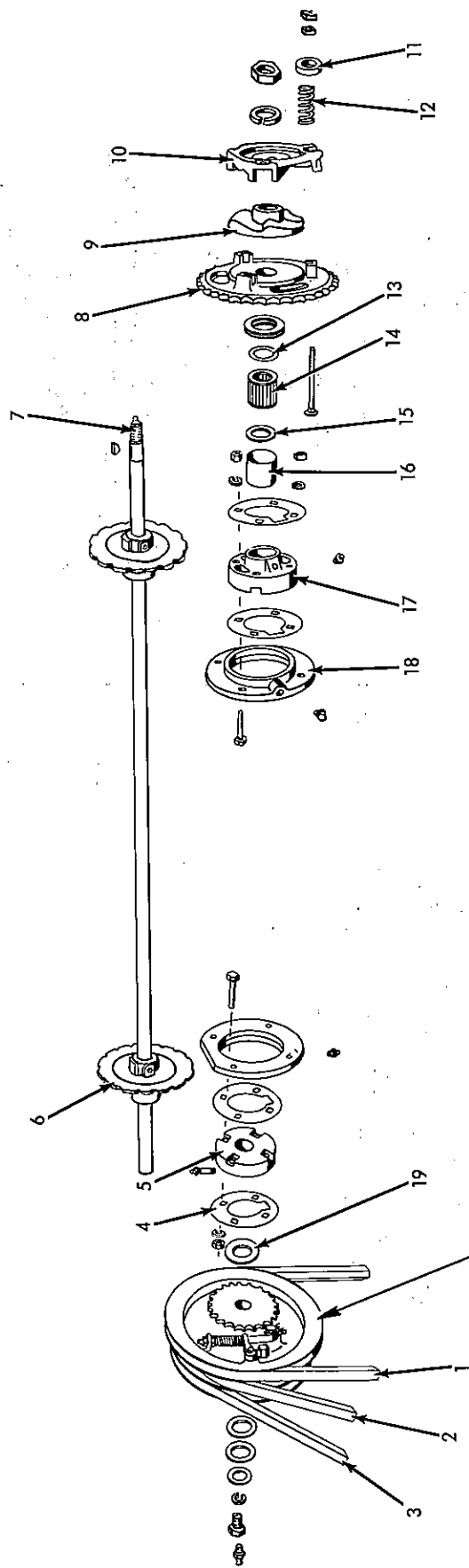
FEEDER RADDLE

ITEM	PART NUMBER	QTY.	DESCRIPTION	ASSEMBLY OR PACKAGE NO.
-	526933	1	RADDLE ASSY., complete	
1	526935	11	SLAT, feeder raddle	
	4 910520		RIVET	
2	520761	22	LINK, attachment	
	2 910520		RIVET	
3	918208	--	LINK, connecting, cotter pin type	
4	918563	--	LINK, roller	
5	918562	--	LINK, offset	



FEEDER RADDLE IDLER

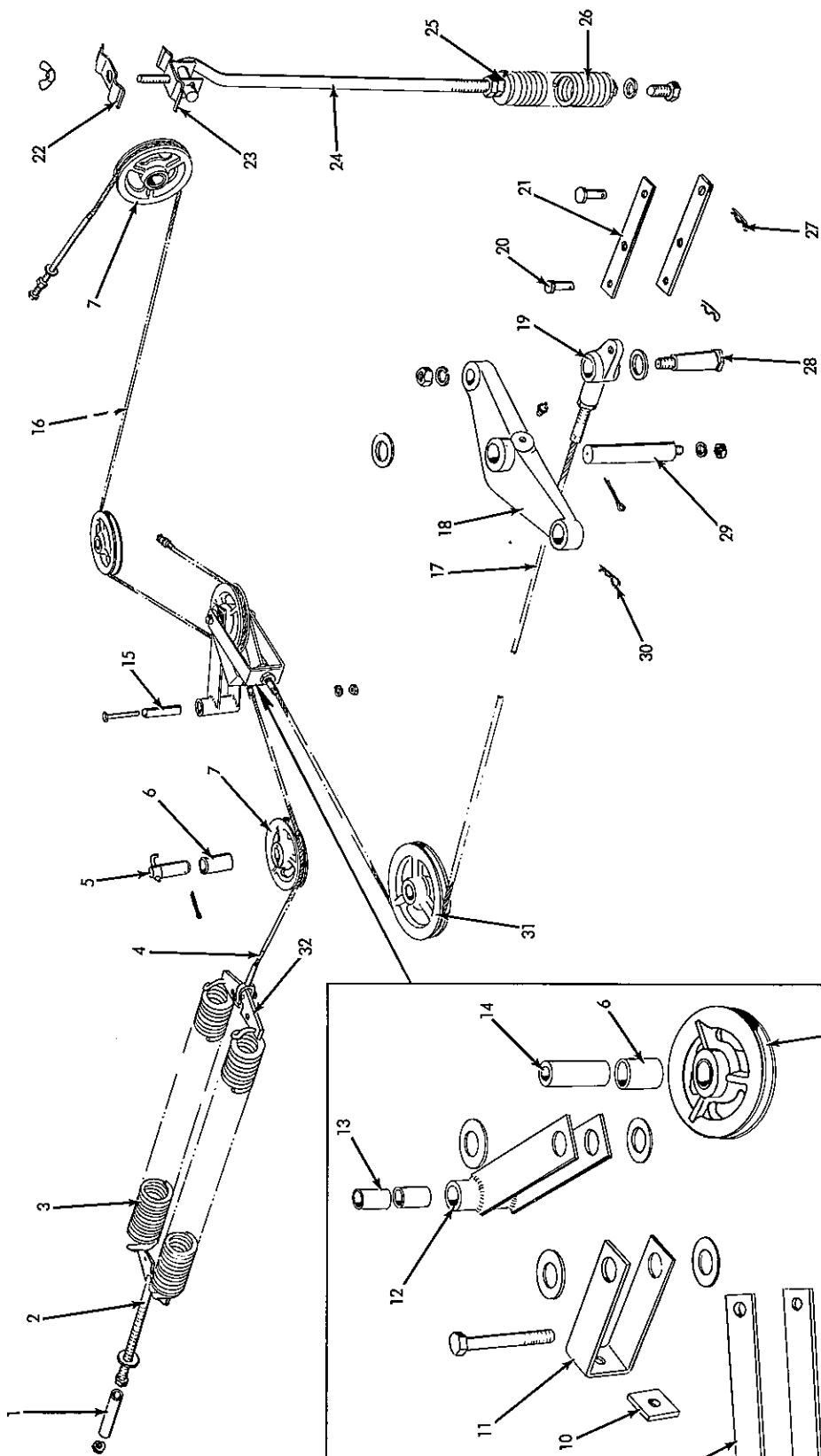
ITEM	PART NUMBER	QTY.	DESCRIPTION	ASSEMBLY OR PACKAGE NO.
1	527082	1	SHAFT, raddle, lower (1" x 44-5/8")	
2	511031	4	WASHER, special	
3	527080	2	SPROCKET ASSY., raddle idler (Incl. BUSHING)	
		2	919394 WASHER	
		2	918459 PIN, cotter	
		1	914465 FITTING, lubrication	
4	509412	2	SPACER	
5	526704	2	BRACKET, feeder raddle arm	
		2	907731 BOLT	
		2	919312 LOCKWASHER	
		2	916950 NUT	
6	527077	2	ARM, raddle idler	
		2	915729 WASHER	
		1	918430 WASHER	
		1	917403 CAPSCREW	
		1	918199 LOCKWASHER	
		1	918213 NUT	
		1	918463 PIN, cotter	
		1	918459 PIN, cotter	
7	527350	4	STOP, feeder raddle idler	
		1	917397 CAPSCREW	
		2	919311 LOCKWASHER	
		1	916431 BOLT	
		1	917642 WASHER	
		2	917372 NUT	
8	518141	2	BUSHING, idler	



FEEDER RADDLE DRIVE SHAFT

FEEDER RADDLE DRIVE SHAFT

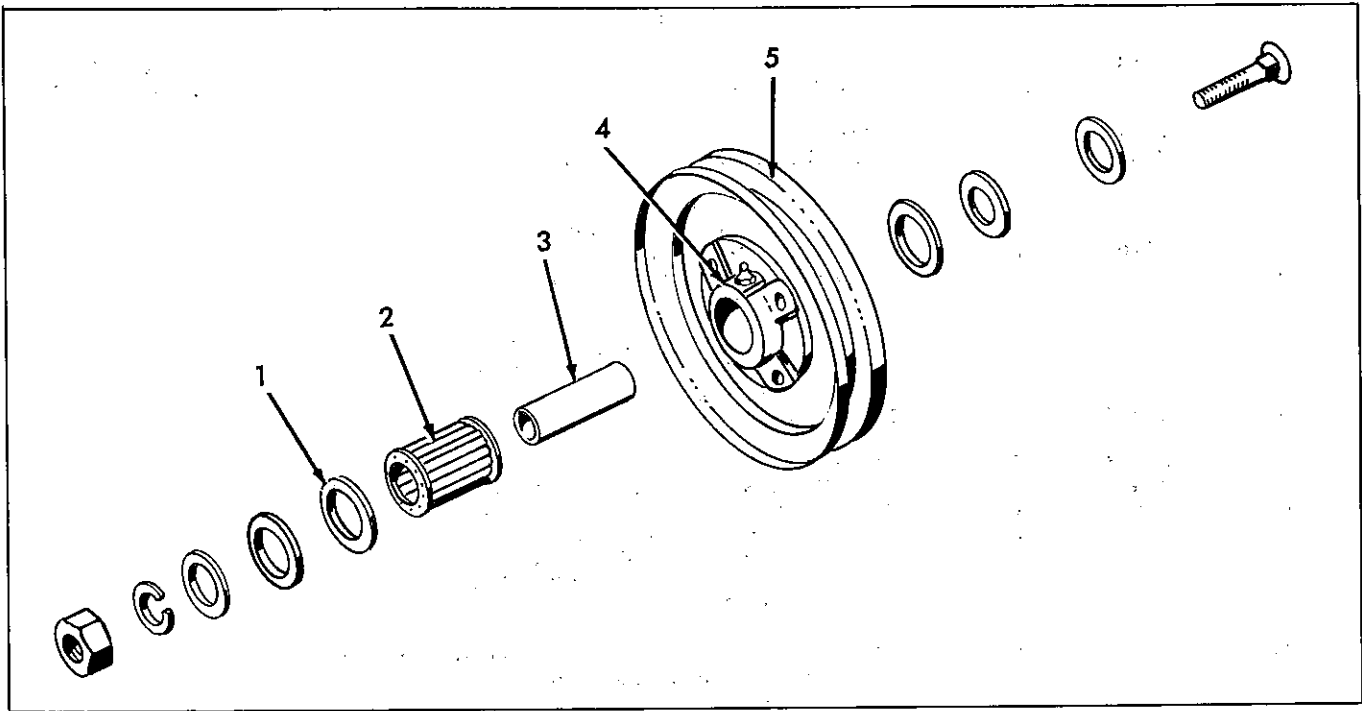
ITEM	PART NUMBER	QTY.	DESCRIPTION	ASSEMBLY OR PACKAGE NO.
1	526898	1	BELT, header drive	
2	526899	1	BELT, header countershaft drive	
3	525596	1	BELT, sickle drive	
4	521066	4	WASHER, header pivot bearing retainer	
5	524295	1	BEARING, header pivot, R. H.	
		4	919958 CAPSCREW	
		4	919312 LOCKWASHER	
		4	916950 NUT	
		1	901469 NIPPLE	
		1	914767 FITTING, lubrication	
6	526655	2	SPROCKET ASSY., raddle drive (Incl. SETSCREW)	
		2	915300 SETSCREW	
		1	911273 KEY	
7	526896	1	SHAFT, raddle, upper (1" x 52-3/4")	
		1	914465 FITTING, lubrication	
8	521063	1	SPROCKET, drive shaft clutch	
		3	919329 WASHER	
9	521062	1	HUB, drive shaft clutch	
		1	919332 LOCKWASHER	
		1	913160 NUT	
		1	911233 KEY	
10	516506	1	RING, drive shaft clutch clamp	
		3	919355 CAPSCREW	
		3	917372 NUT	
		3	919311 LOCKWASHER	
11	550244	3	CAP, clutch spring	
12	501294	3	SPRING, clutch	
13	506320	2	CAP, bearing, outer	
14	512164	4	BEARING, roller	
15	521065	2	WASHER, bearing, inner	
16	522474	2	RACE, bearing	
17	523203	1	BEARING, header pivot, L. H.	
		4	919958 CAPSCREW	
		4	919312 LOCKWASHER	
18	516640	2	RING, pivot bearing	
		4	913167 RIVET	
19	522335	2	WASHER, special	
20	518121	1	SHEAVE, sickle drive	
		4	907729 CAPSCREW	
		1	919311 LOCKWASHER	
		1	917372 NUT	
21	521068	1	SHEAVE, header driven	
		5	919329 WASHER	
		1	915273 FITTING, lubrication	
		1	910825 WASHER	
		1	907731 CAPSCREW	
		1	919312 LOCKWASHER	
		1	916950 NUT	
22	521074	1	CLIP, clutch spring	
		1	919318 CAPSCREW	
		1	919311 LOCKWASHER	
23	521070	1	DOG, feed roll clutch	
		1	914852 FITTING, lubrication	
		1	918452 PIN, cotter	
24	521075	1	SPACER, drive sheave bearing	
25	042829	2	RACE, bearing	
26	521056	1	SPROCKET ASSY., drive (Incl. BUSHING)	
27	521060	1	BUSHING, drive shaft sprocket	
28	521076	1	CAP, bearing	
29	521071	1	LATCH, feed roll clutch	
		1	918452 PIN, cotter	
30	518932	1	SPRING, clutch plunger	
31	521073	1	STUD, clutch tension	
		1	917372 NUT	
32	521072	1	PIN, clutch latch	
		1	919311 LOCKWASHER	
		1	917372 NUT	
33	521069	1	PIN, clutch dog	



HEADER LIFT

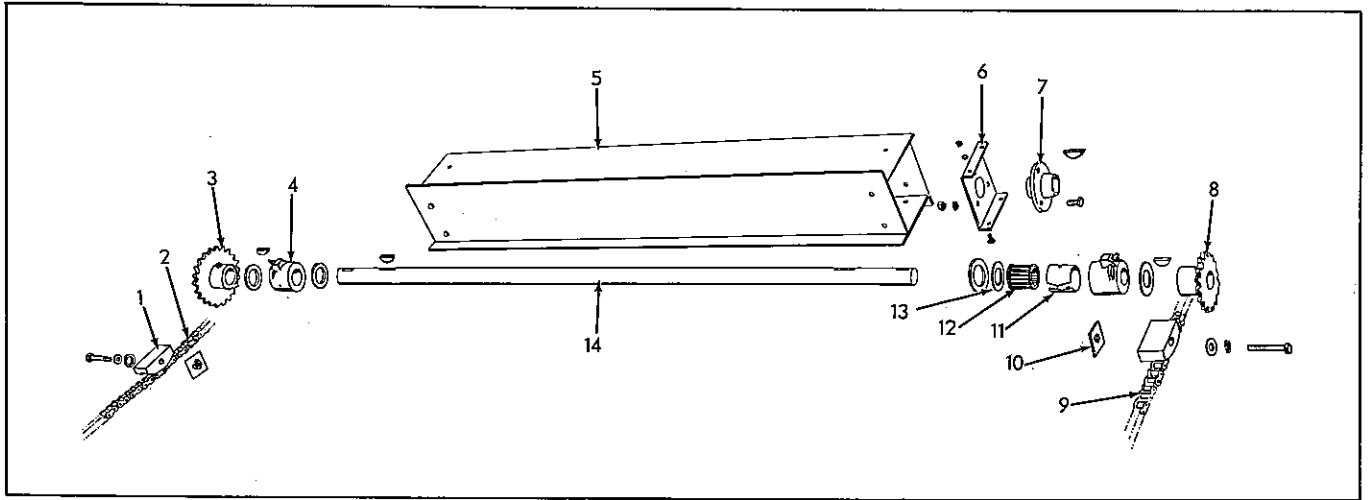
HEADER LIFT

ITEM	PART NUMBER	QTY.	DESCRIPTION	ASSEMBLY OR PACKAGE NO.
1	527477	1	SPACER, lift spring adjusting	
2	527450	1	BRACKET ASSY., lift spring adjusting	
			1 913160 NUT	
			1 922013 NUT	
			1 919389 WASHER	
3	522107	2	SPRING, counterbalance	
4	527469	1	CABLE, counterbalance spring	
			1 913744 NUT	
			1 916951 NUT	
			1 919958 CAPSCREW	
			1 919312 LOCKWASHER	
			1 916950 NUT	
5	527444	4	PIN ASSY., lift sheave	
			1 918459 PIN, cotter	
6	526573	5	BUSHING, sheave	
7	527442	4	SHEAVE ASSY., cable (small) (Incl. BUSHING)	
8	527472	1	REINFORCEMENT, lift sheave cable anchor	
9	527468	1	ANCHOR, lift sheave cable	
			1 919256 CAPSCREW	
			1 916966 LOCKWASHER	
			2 919329 WASHER	
			1 916951 NUT	
10	527470	1	REINFORCEMENT, counterbalance spring cable anchor	
11	527471	1	ANCHOR, counterbalance spring cable	
			2 919329 WASHER	
12	527446	1	PLATE ASSY., lift sheave (Incl. BUSHINGS)	
			1 919256 BOLT	
			1 916966 LOCKWASHER	
			1 916951 NUT	
13	521232	2	BUSHING	
14	527467	1	BUSHING, lift sheave	
15	527474	1	BUSHING, lift sheave pivot (Steel)	
16	527475	1	CABLE, header lift, rear	
			2 919327 WASHER	
			4 913744 NUT	
17	527465	1	CABLE, lift, front	
			2 918935 NUT	
			1 915726 NUT	
18	527466	1	ARM, header lift ram	
			1 918459 PIN	
			1 914465 FITTING, lubrication	
			1 919329 WASHER	
19	527463	1	PIVOT, header lift latch	
20	916585	1	PIN, headed drilled (1/2" x 1-1/2")	
21	527462	2	LATCH, header lift lock	
22	517627	1	CLAMP, hose support	
			1 916953 NUT, wing	
23	517626	1	CLAMP ASSY., hose support	
			1 918452 PIN, cotter	
24	517630	1	SUPPORT, hydraulic hose	
			1 918935 NUT	
25	517635	2	PLUG, spring	
26	517633	1	SPRING ASSY., hydraulic hose support (Incl. PLUGS)	
			1 919371 CAPSCREW	
			1 917373 LOCKWASHER	
27	526745	1	PIN, lock (For 1/2" shaft)	
28	527464	1	PIN, header lift cable pivot	
			1 917373 LOCKWASHER	
			1 918241 NUT	
			1 919394 WASHER	
29	527142	1	PIN, header lift ram arm pivot	
			1 916966 LOCKWASHER	
			1 913744 NUT	
30	527461	2	PIN, lock (f/1" shaft)	
31	527440	1	SHEAVE ASSY., cable (large) (Incl. BUSHING)	
32	527476	1	BRACKET, balance spring, front	



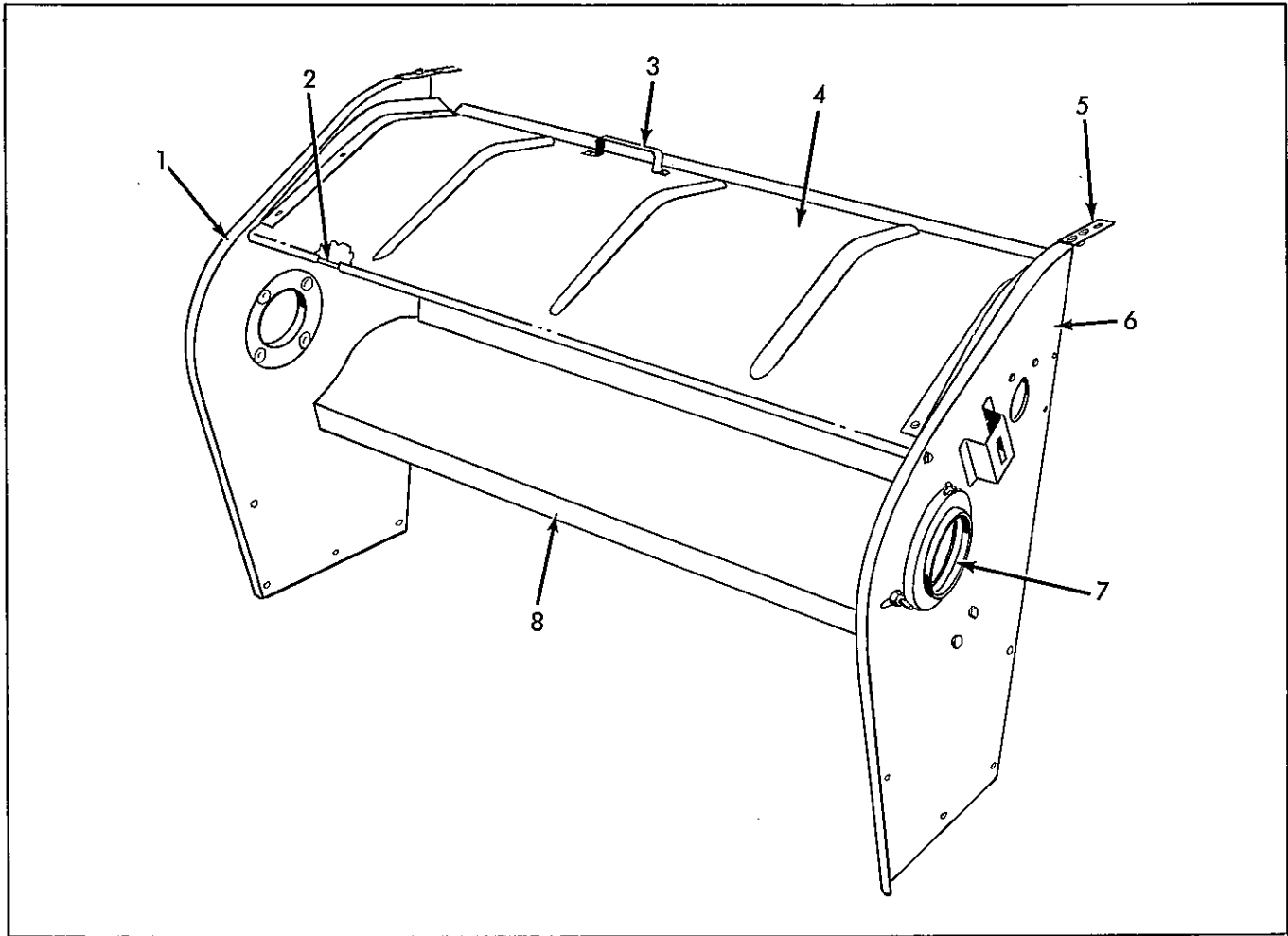
HEADER DRIVE IDLER

ITEM	PART NUMBER	QTY.	DESCRIPTION	ASSEMBLY OR PACKAGE NO.	
1	535475	1	CAP, bearing		
2	507226	1	BEARING, roller		
3	507216	1	BUSHING, idler		
4	508624	1	HUB ASSY., idler (Incl. BEARING & CAP)		
5	508623	1	IDLER ASSY. (Incl. SHEAVE, HUB & BEARING)		
			1 922101 BOLT		
			1 920753 WASHER		
			2 912022 WASHER		
			1 918432 WASHER		
			1 919392 WASHER		
			1 916966 LOCKWASHER		
			1 914465 FITTING, lubrication		
			1 503080 SHEAVE, idler	1	
			4 913163 RIVET		



CYLINDER FEED BEATER

ITEM	PART NUMBER	QTY.	DESCRIPTION	ASSEMBLY OR PACKAGE NO.
1	504066	2	SLIDE, beater and raddle drive	
			1 919362 CAPSCREW	
			1 919312 LOCKWASHER	
			1 917378 WASHER	
			1 916950 NUT	
2	-----	1	CHAIN, beater drive (Incl. 52 links 921049, 2 - 913680 and 1 - 913682)	
			- 913680 LINK, offset	
			- 913681 LINK, roller	
			- 913682 LINK, connecting	
3	921049 521096	- 1	CHAIN, bulk, 10' length	
			SPROCKET ASSY., driven	
			1 905126 KEY	
			1 902872 SETSCREW	
4	521118	2	HOUSING ASSY., bearing (Incl. BEARING and CAP)	
			2 919329 WASHER	
			1 914465 FITTING, lubrication	
5	527204	1	BEATER, feed	
			8 908295 CAPSCREW	
			8 919310 LOCKWASHER	
			8 916622 NUT	
6	527210	2	HEAD, beater	
			3 908127 CAPSCREW	
			3 919312 LOCKWASHER	
			3 916951 NUT	
7	511002	2	HUB, beater	
			1 911273 KEY	
8	521099	1	SPROCKET ASSY., drive (16 T) (Incl. SETSCREW)	
			1 905126 KEY	
			1 902872 SETSCREW	
9	-----	1	CHAIN, raddle drive (Incl. 53 links 921049, 2 - 913680 and 1 - 913682)	
			- 913680 LINK, offset	
			- 913681 LINK, roller	
			- 913682 LINK, connecting	
	921049	-	CHAIN, bulk, 10' length	
10	527042	2	WASHER ASSY., slide bracket	
11	519751	2	RACE, bearing, outer	
12	507266	2	BEARING, roller	
13	506320	2	CAP, bearing	
14	527209	1	SHAFT, beater (1" x 46-11/16")	



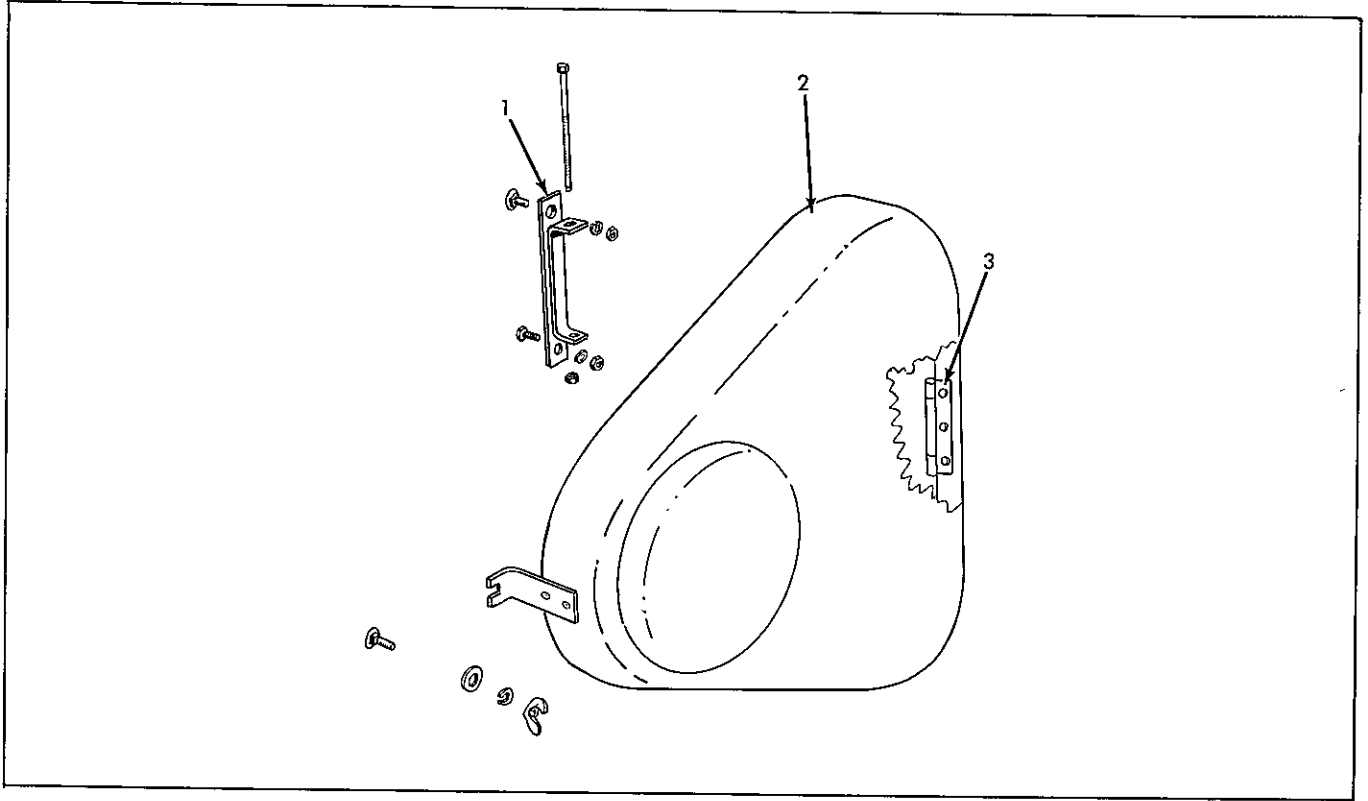
CYLINDER FEED BEATER HOUSING

ITEM	PART NUMBER	QTY.	DESCRIPTION	ASSEMBLY OR PACKAGE NO.
1	526652	1	PLATE ASSY., beater side, R. H.	
			2 919318 CAPSCREW	
			2 919311 LOCKWASHER	
			3 916946 BOLT	
			3 919312 LOCKWASHER	
			2 917372 NUT	
			2 916950 NUT	
2	527207	1	ROD, cylinder side plate extension	
			2 918199 LOCKWASHER	
			2 918213 NUT	
3	507779	1	HANDLE, door	
			2 910282 RIVET	
4	527192	1	DOOR ASSY., beater (Incl. HANDLE)	
5	527208	2	CLIP, cylinder side plate tie	
			3 916943 BOLT	
			1 916944 BOLT	
			4 919310 LOCKWASHER	
			4 916622 NUT	
6	526653	1	PLATE ASSY., beater side, L. H.	
			2 919318 BOLT	
			1 919311 LOCKWASHER	
			3 916946 BOLT	
			3 919312 LOCKWASHER	
			2 917372 NUT	
			3 916950 NUT	
7	516640	2	RING, header pivot bearing	
			4 913167 RIVET	
			1 914465 FITTING, lubrication	

Continued

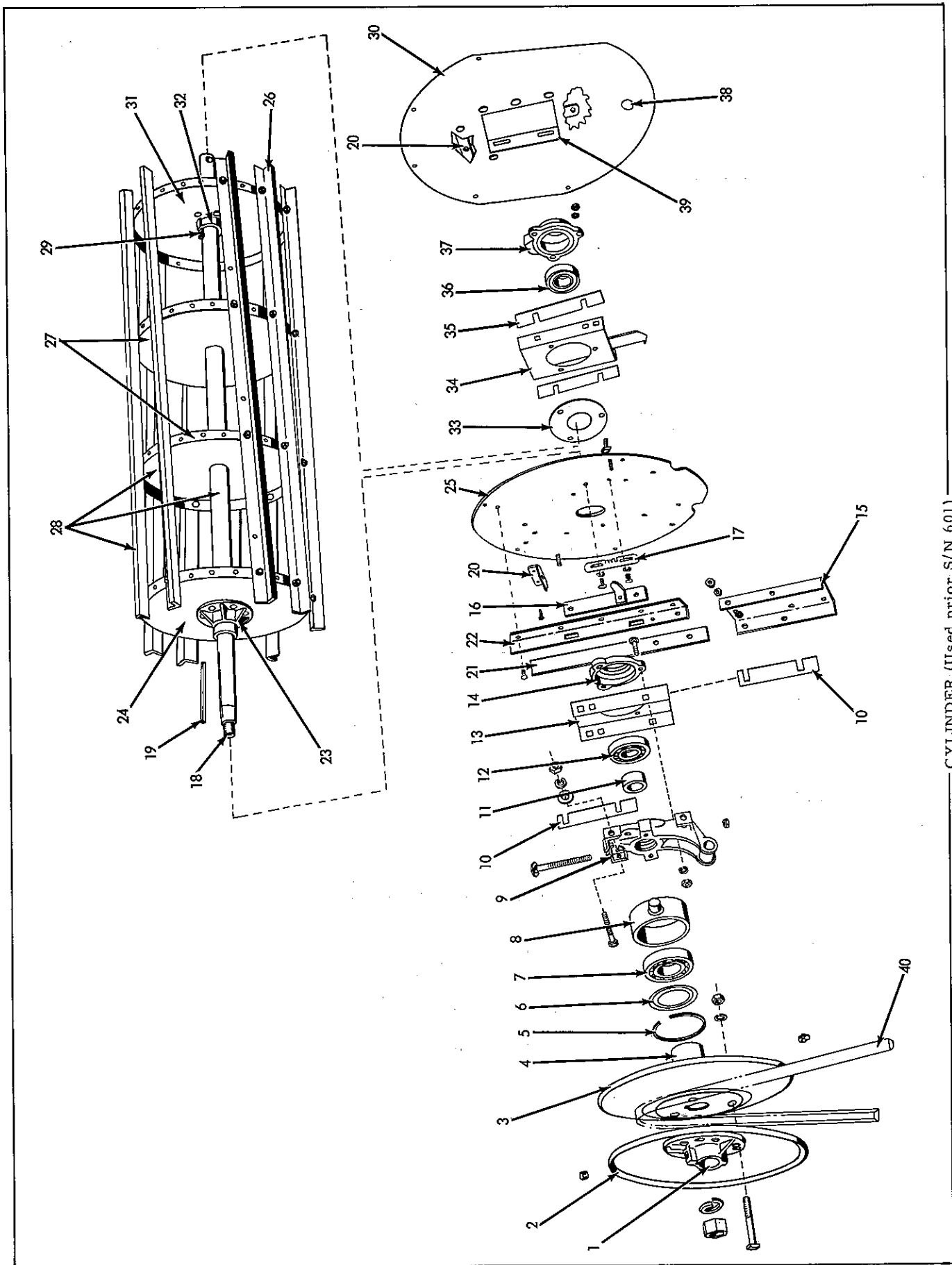
CYLINDER FEED BEATER HOUSING (Cont'd.)

ITEM	PART NUMBER	QTY.	DESCRIPTION	ASSEMBLY OR PACKAGE NO.
8	527201	1	FILLER ASSY., feed beater	
			9 919311 LOCKWASHER	
			9 917397 CAPSCREW	
			5 919326 WASHER	
			4 917642 WASHER	



FEEDER DRIVE CHAIN SHIELD

ITEM	PART NUMBER	QTY.	DESCRIPTION	ASSEMBLY OR PACKAGE NO.
1	526978	1	BASE ASSY., shield hinge	
			1 919413 BOLT	
			1 919357 CAPSCREW	
			1 919311 LOCKWASHER	
			1 919312 LOCKWASHER	
			1 917372 NUT	
			1 916950 NUT	
2	526981	1	SHIELD ASSY., drive chain (Incl. OUTER HINGE)	
			1 916944 BOLT	
			1 917377 WASHER	
			1 917058 CAPSCREW	
			1 919310 LOCKWASHER	
			1 916952 NUT	
			1 920114 NUT	
3	526983	1	HINGE, outer	
			4 910516 RIVET	
			1 917058 CAPSCREW	
			1 920114 NUT, lock	



CYLINDER (Used prior S/N 601)

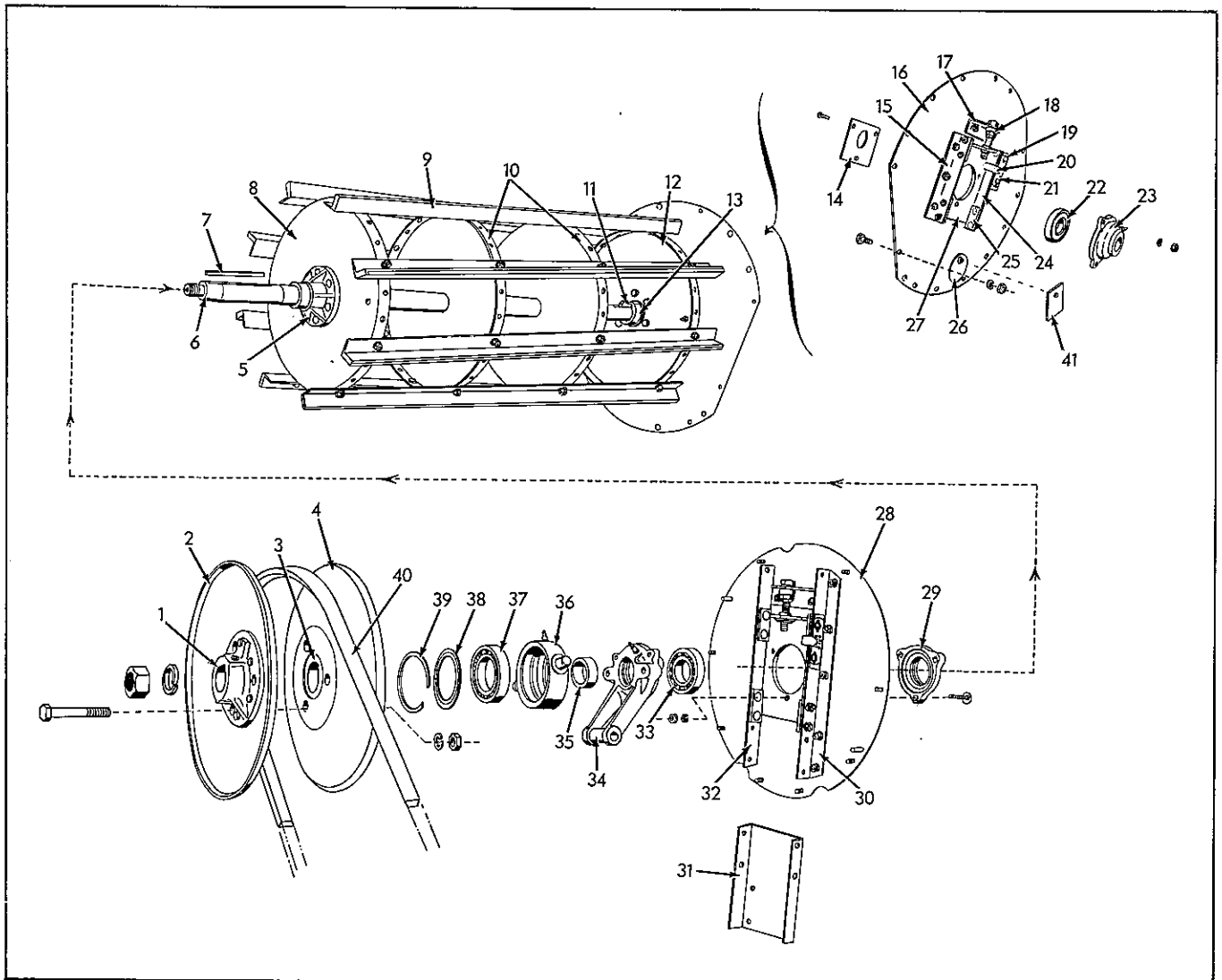
CYLINDER
(Prior to Serial No. 601)

ITEM	PART NUMBER	QTY.	DESCRIPTION	ASSEMBLY OR PACKAGE NO.
1	517948	1	HUB ASSY., outer (Incl. SETSCREW)	
			1 902872 SETSCREW	
	524140	1	SHEAVE ASSY., outer (Incl. HUB)	
			1 922020 LOCKWASHER	
2			1 921696 NUT	
	524142	1	SHEAVE, cylinder	
			6 913613 RIVET	
	524141	1	SHEAVE ASSY., inner (Incl. HUB)	
			3 920207 CAPSCREW	
			3 916966 LOCKWASHER	
3			3 916951 NUT	
	524142	1	SHEAVE, cylinder	
			6 913613 RIVET	
4	510237	1	HUB, cylinder driven sheave, inner	
			6 913613 RIVET	
			1 914465 FITTING, lubrication	
5	507116	1	RING, snap	
6	510314	1	SEAL, cylinder sheave bearing	
7	510313	1	BEARING, ball, cylinder sheave	
8	510239	1	HOUSING, bearing, cylinder sheave hub	
			1 915273 FITTING, lubrication	
9	510235	1	HOUSING, cylinder bearing, R. H.	
			1 918725 CAPSCREW	
			1 917378 WASHER	
			1 919442 NUT	
			2 913606 BOLT	
			2 918199 LOCKWASHER	
			1 915273 FITTING, lubrication	
10	507110	2	SHIM, bearing bracket, R. H.	
11	510310	1	COLLAR, cylinder shaft, R. H. outer	
12	528519	1	BEARING, ball, cylinder, R. H.	
13	507104	1	BRACKET, cylinder bearing slide, R. H.	
14	510236	1	CAP, bearing housing, R. H.	
			3 921934 BOLT	
			3 919312 LOCKWASHER	
			3 916950 NUT	
15	530464	1	REINFORCEMENT, cylinder side, R. H. (Supersedes 527094)	
			6 917397 CAPSCREW	
			8 919311 LOCKWASHER	
			6 917372 NUT	
16	525049	1	INDICATOR ASSY., cylinder position	
17	524245	2	SCALE, cylinder position indicator	
			2 916081 SCREW	
			2 919310 LOCKWASHER	
			1 916622 NUT (Used on L. H. end of cylinder)	
18	527092	1	SHAFT, cylinder (1-5/8 x 56-11/16")	
19	507272	1	KEY, square (5/16" x 5/16" x 5-7/8")	
20	501901	2	CLIP, bearing slide	
			2 910297 RIVET	
21	527087	1	SUPPORT, cylinder side, R. H. rear	
			5 910925 RIVET	
22	527088	1	SUPPORT, cylinder side, R. H. front	
			5 910925 RIVET	
23	510233	1	HUB, cylinder head, R. H.	
			6 910523 RIVET	
24	522296	1	HEAD ASSY., cylinder, outer, R. H.	
25	527085	1	PLATE ASSY., cylinder cap, R. H. (Riveted)	
			8 919311 LOCKWASHER	
			8 917372 NUT	
	530450	1	BUNDLE, cylinder bars (8) (Supersedes 526656)	
	527579	8	BAR, cylinder (Supersedes 527093) (Serviced in 530450 Bundle)	
26			4 921984 CAPSCREW (for 1/8" thick bar)	
			4 919312 LOCKWASHER	
			4 916602 NUT	
			4 916382 CAPSCREW (for 3/16" thick bar)	
27	520834	2	HEAD, intermediate	
28	527078	1	CYLINDER ASSY. (Incl. SHAFT, HEADS and BARS)	
29	501146	2	KEY, cylinder head hub (3/8" x 5/16" x 2-5/16")	

Continued

CYLINDER (Cont'd.)
(Prior to Serial No. 601)

ITEM	PART NUMBER	QTY.	DESCRIPTION	ASSEMBLY OR PACKAGE NO.
30	527089	1	PLATE ASSY., cylinder cap, L. H. (Riveted)	
			8 919311 LOCKWASHER	
			8 917372 NUT	
31	522309	1	HEAD ASSY., cylinder, outer, L. H.	
32	510234	1	HUB, Head, L. H.	
			6 910523 RIVET	
33	510308	1	WASHER, bearing housing, L. H.	
			3 917400 CAPSCREW	
			3 919312 LOCKWASHER	
			3 916950 NUT	
34	525047	1	BRACKET ASSY., bearing, L. H.	
			4 916947 BOLT	
			4 917378 WASHER	
			4 919312 LOCKWASHER	
			4 916950 NUT	
35	501903	2	SHIM, bearing bracket, L. H.	
36	528518	1	BEARING, ball, cylinder L. H.	
37	507103	1	HOUSING, bearing, L. H.	
			1 918725 CAPSCREW	
			1 917378 WASHER	
			1 919442 NUT	
			1 914465 FITTING, lubrication	
38	517661	1	COVER, cylinder cap inspection	
			1 919338 BOLT	
			1 919310 LOCKWASHER	
			1 917377 WASHER	
			1 916622 NUT	
39	501900	2	ANGLE, cylinder slide support, L. H.	
			3 910925 RIVET	
40	527095	1	BELT, cylinder drive	



CYLINDER
(Eff. Serial No. 601 & Up)

ITEM	PART NUMBER	QTY.	DESCRIPTION	ASSEMBLY OR PACKAGE NO.
-	528949	1	CYLINDER ASSY., complete (Incl. PLATE ASSY., BEARINGS & SHEAVES)	
			5 917397 CAPSCREW	
			3 919318 CAPSCREW	
			8 917372 NUT	
			8 919311 LOCKWASHER	
-	527078	1	CYLINDER ASSY. (Incl. BARS, SHAFT & HEAD)	
1	517948	1	HUB ASSY., driven sheave, outer (Incl. SETSCREW)	
			1 902872 SETSCREW	
	524140	1	SHEAVE ASSY., cylinder driven, outer (Incl. SHEAVE & HUB)	
			1 902872 SETSCREW	
2			1 922020 LOCKWASHER	
			1 921696 NUT	
	524142	2	SHEAVE	
			6 913613 RIVET	
3	510237	1	HUB, cylinder driven sheave, inner	
			1 914465 FITTING, lubrication	
	524141	1	SHEAVE ASSY., cylinder driven, inner (Incl. SHEAVE & HUB)	
			3 920207 BOLT	
			6 916966 LOCKWASHER	
4			1 914465 FITTING, lubrication	
	524142	2	SHEAVE	
			6 913613 RIVET	

Continued

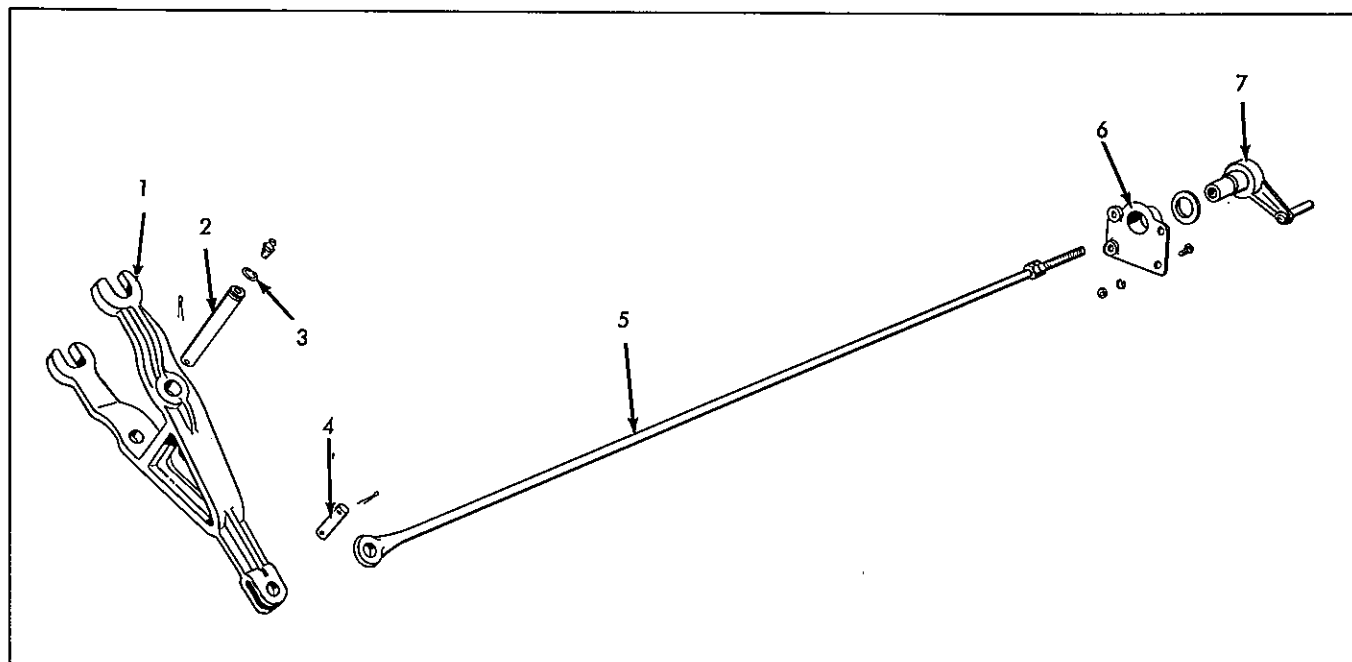
CYLINDER (Cont'd.)
(Eff. Serial No. 601 & Up)

ITEM	PART NUMBER	QTY.	DESCRIPTION	ASSEMBLY OR PACKAGE NO.
5	510233	1	HUB, cylinder head, R. H.	
			6 910523 RIVET	
6	527092	1	SHAFT, cylinder (1-5/8" x 56-11/16")	
7	507272	1	KEY, square (5/16" x 5/16" x 5-7/8")	
8	522296	1	HEAD ASSY., outer, R.H. (Incl. HEAD & HUB)	
	530450	1	BUNDLE, cylinder bars (Incl. 8 BARS) (Supersedes 526656)	
	527579	8	BAR, cylinder (Supersedes 527093)	
			4 921984 CAPSCREW (For 1/8" thick bars)	
9			4 919312 LOCKWASHER	
			4 916602 NUT	
			4 916382 CAPSCREW (For 3/16" thick bars)	
10	520834	2	HEAD, intermediate	
11	501146	2	KEY, cylinder head (3/8" x 5/16" x 2-5/16")	
12	522309	1	HEAD ASSY., outer, L. H. (Incl. HEAD & HUB)	
13	510234	1	HUB, head, L. H.	
			6 910523 RIVET	
14	528814	1	WASHER, bearing retainer, L. H.	
15	528815	2	SUPPORT, cylinder side, L. H.	
			3 919413 BOLT	
			3 919311 LOCKWASHER	
			3 917372 NUT	
16	529066	1	PLATE, cylinder cap, L. H.	
			5 917397 BOLT	
			3 919318 BOLT	
			8 919311 LOCKWASHER	
			8 917372 NUT	
17	528806	2	CLIP, cylinder bearing slide	
			2 919414 BOLT	
			2 919311 LOCKWASHER	
			2 917372 NUT	
18	528807	2	SPACER, bearing slide	
19	538285	2	SUPPORT, cylinder position indicator (Supersedes 528817)	
20	528824	2	INDICATOR, cylinder position	
			2 917390 CAPSCREW	
			2 919310 LOCKWASHER	
			2 916622 NUT	
21	524245	2	SCALE, cylinder position indicator	
			2 916081 SCREW	
			2 916955 WASHER	
			2 919310 LOCKWASHER	
			2 916622 NUT	
22	528518	1	BEARING, ball, L. H.	
23	528811	1	HOUSING, bearing, L. H.	
			2 917400 BOLT	
			3 919312 LOCKWASHER	
			1 914465 FITTING, lubrication	
24	538286	4	SHIM, bearing slide plate (Supersedes 528816)	
	538287	4	RETAINER, bearing slide plate, R. H. } (Supersedes 528825)	
	538288	4	RETAINER, bearing slide plate, L. H. }	
			2 919323 BOLT	
25			2 919311 LOCKWASHER	
			2 917372 NUT	
26	517661	1	COVER, inspection hole	
			1 916943 BOLT	
			1 917377 WASHER	
			1 919310 LOCKWASHER	
			1 916622 NUT	
27	528808	2	PLATE ASSY., bearing slide	
			1 919260 CAPSCREW	
			1 922088 WASHER	
			1 922108 NUT	
28	529064	1	PLATE ASSY., cylinder cap, R. H.	
			8 917372 NUT	
			8 919311 LOCKWASHER	
29	510236	1	CAP, bearing housing, R. H.	
			3 921934 BOLT	
			3 919312 LOCKWASHER	
			3 916950 NUT	
30	529068	1	SUPPORT, cylinder side, R. H. front	
			5 919413 BOLT	
			5 919311 LOCKWASHER	
			5 917372 NUT	

Continued
40

CYLINDER (Cont'd.)
(Eff. Serial No. 601 & Up)

ITEM	PART NUMBER	QTY.	DESCRIPTION	ASSEMBLY OR PACKAGE NO.
31	530464	1	REINFORCEMENT, cylinder side, R. H. (Supersedes 527094) (S/N 601 thru 4100)	
			6 917397 BOLT	
			6 919311 LOCKWASHER	
			6 917372 NUT	
32	529067	1	SUPPORT, cylinder side, R. H. rear	
			5 919413 BOLT	
			5 919311 LOCKWASHER	
			5 917372 NUT	
33	528519	1	BEARING, ball, R. H.	
34	528822	1	HOUSING, bearing, R. H.	
			1 915273 FITTING, lubrication	
35	510310	1	COLLAR, R. H. outer	
36	510239	1	HOUSING, bearing	
			1 915273 FITTING, lubrication	
37	510313	1	BEARING, ball	
38	510314	1	SEAL, bearing	
39	507116	1	RING, snap	
40	527095	1	BELT, cylinder drive	
41	528192	1	CLIP	
			1 916944 BOLT	
			1 919310 LOCKWASHER	
			1 916622 NUT	



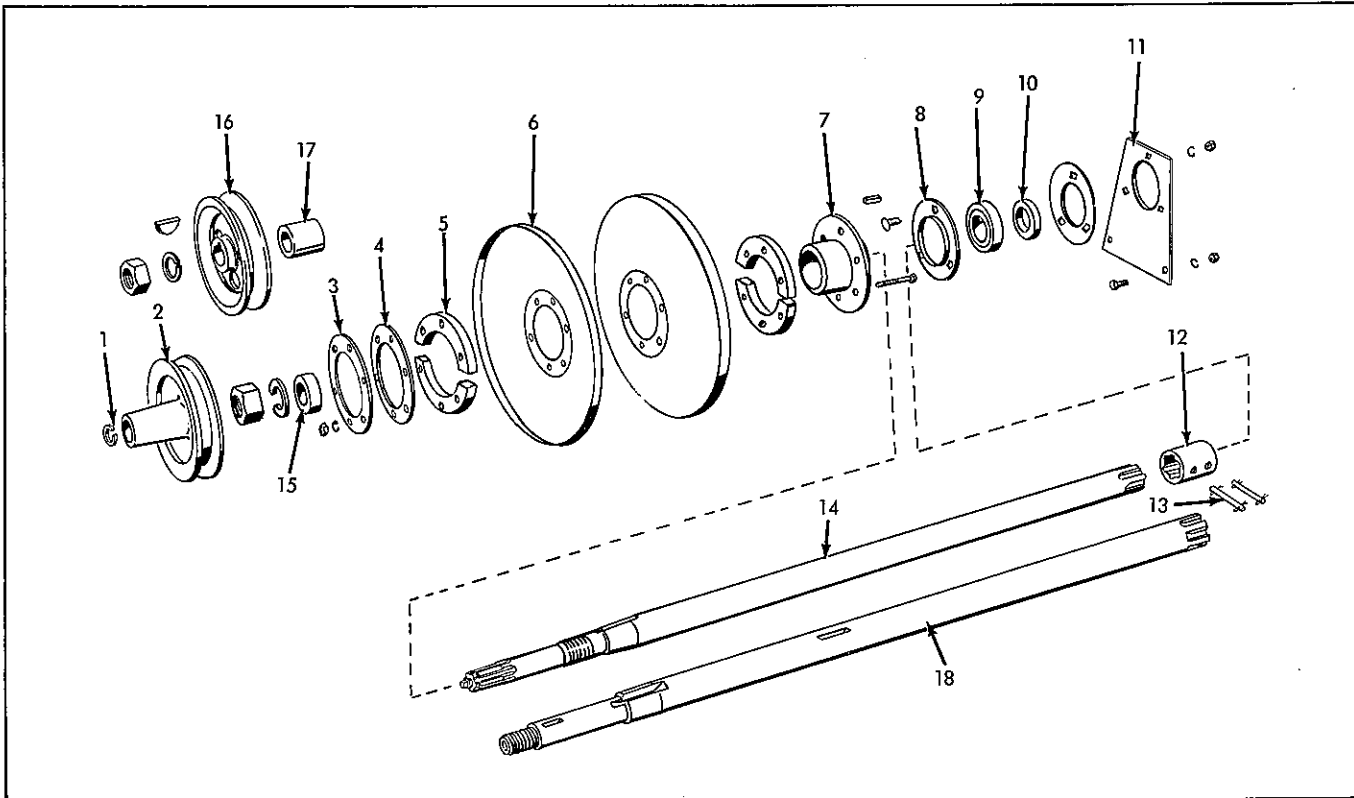
CYLINDER SPEED ADJUSTER

ITEM	PART NUMBER	QTY.	DESCRIPTION	ASSEMBLY OR PACKAGE NO.
1	507029	1	YOKE, adjusting	
2	523810	1	PIN, adjusting yoke	
			2 918458 PIN, cotter	
			1 912808 FITTING, lubrication	
3	523809	1	RING, snap	
4	917648	1	PIN, adjusting rod	
			2 918452 PIN, cotter	
5	527096	1	ROD, adjusting	
			1 916966 LOCKWASHER	
			2 916951 NUT	
6	526624	1	BEARING, speed adjusting crank	
			2 916431 BOLT	
			2 917397 BOLT	
			4 919311 LOCKWASHER	
			4 917372 NUT	

Continued
41

CYLINDER SPEED ADJUSTER (Cont'd.)

ITEM	PART NUMBER	QTY.	DESCRIPTION	ASSEMBLY OR PACKAGE NO.
7	507122	1	CRANK ASSY., speed adjusting 1 922093 WASHER	



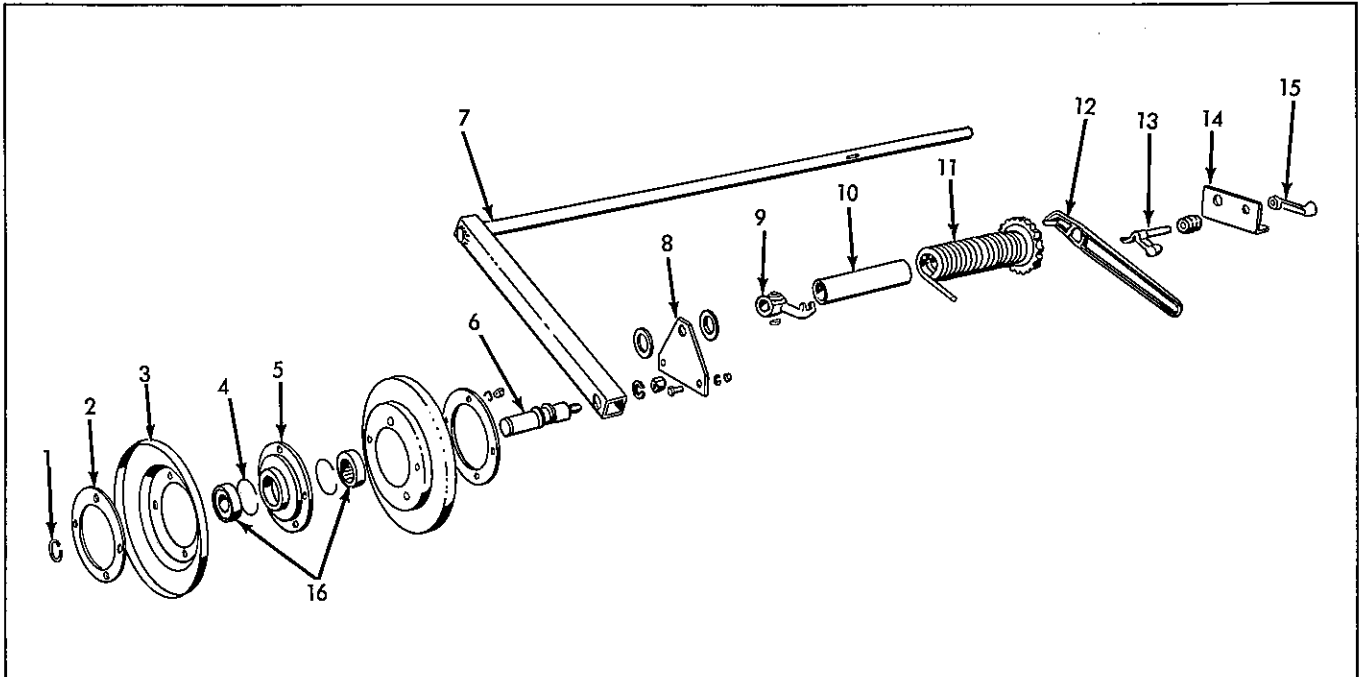
CYLINDER DRIVE SHAFT

ITEM	PART NUMBER	QTY.	DESCRIPTION	ASSEMBLY OR PACKAGE NO.
1	521895	1	RING, snap (Prior to S/N 7101)	
2	527222	1	SHEAVE, header drive (Prior to S/N 7101)	
3	507267	1	PLATE, sheave reinforcing	
4	509002	2	SPACER, drive sheave	
5	506953	4	SPACER, drive sheave	
6	524139	2	SHEAVE, cylinder drive	
			6 921719 CAPSCREW, H. T.	
			6 919311 LOCKWASHER	
			6 917372 NUT	
7	508995	1	HUB, sheave	
			1 913469 NUT	
			1 914724 LOCKWASHER	
			1 910317 KEY	
8	527220	2	FLANGE, bearing	
9	531254	1	BEARING, ball, flange type (Incl. item 10)	
			3 916947 BOLT	
			3 919312 LOCKWASHER	
			3 916950 NUT	
10	527219	1	COLLAR, bearing	
			1 902870 SETSCREW	
11	527224	1	PLATE, drive sheave bearing	
			2 907731 BOLT	
			2 919312 LOCKWASHER	
			2 916950 NUT	
12	527217	1	COUPLING, shaft (1-3/4" x 2-1/2")	
13	531307	2	PIN, coupling (Supersedes 508569)	
			2 919313 PIN, cotter	
14	527218	1	SHAFT, cylinder drive sheave (1-3/8" x 37-27/32") (Prior to S/N 7101)	
			1 901651 PLUG	

Continued

CYLINDER DRIVE SHAFT (Cont'd.)

ITEM	PART NUMBER	QTY.	DESCRIPTION	ASSEMBLY OR PACKAGE NO.
15	527223	1	SPACER, sheave (1.130 x 1-5/8 x 3/4 lg.) (Prior to S/N 7101)	
16	522268	1	SHEAVE, header drive (S/N 7101 & up)	
			1 920747 NUT	
			1 919426 LOCKWASHER	
			1 905126 KEY	
17	521382	1	SPACER, sheave (1" I. D. x 1-1/2" O. D. x 1-31/32" lg.) (S/N 7101 & up)	
18	532673	1	SHAFT, cylinder drive sheave (1-3/8 x 36-7/8") (S/N 7101 & up)	



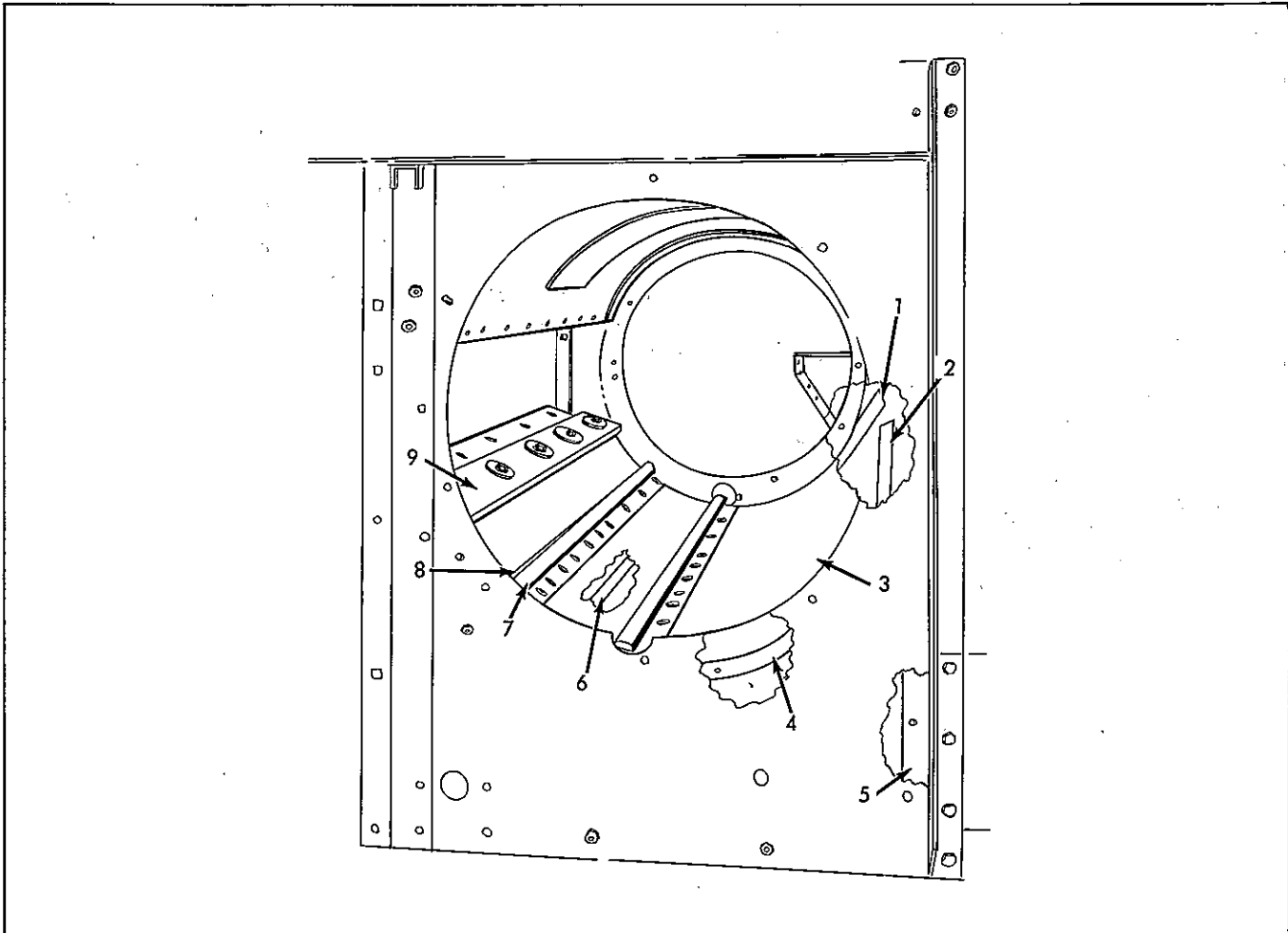
CYLINDER IDLER

ITEM	PART NUMBER	QTY.	DESCRIPTION	ASSEMBLY OR PACKAGE NO.
1	526843	2	RING, snap (small)	
2	510342	2	PLATE REINFORCING	
3	510341	2	SHEAVE, cylinder idler	
			4 917400 BOLT	
			4 919312 LOCKWASHER	
			4 916950 NUT	
4	524001	2	RING, snap, large	
5	527007	1	HUB, idler sheave	
6	527009	1	PIN, cylinder drive idler	
			1 915726 NUT	
			1 917373 LOCKWASHER	
7	527003	1	ARM ASSY., cylinder idler	
			2 919394 WASHER	
			2 918459 PIN, cotter	
8	527012	1	BEARING, idler shaft, R. H.	
			2 920677 CAPSCREW (HT)	
			2 918199 NUT	
			2 918213 LOCKWASHER	
9	527010	1	STOP ASSY., idler spring (Incl. SETSCREW)	
			1 905126 KEY	
			1 902872 SETSCREW	
10	509721	1	SPACER, idler spring	
11	527001	1	RATCHET ASSY. (Incl. SPRING)	
			1 919329 WASHER	
12	527016	1	HANDLE, idler ratchet	
13	527013	1	PAWL, idler ratchet	
			3 919387 WASHER	

Continued

CYLINDER IDLER (Cont'd.)

ITEM	PART NUMBER	QTY.	DESCRIPTION	ASSEMBLY OR PACKAGE NO.
14	527014	1	BEARING, idler shaft, L. H. 2 907731 BOLT 2 919312 LOCKWASHER 2 916950 NUT	
15	527015	1	HANDLE, ratchet pawl 1 918111 PIN, roll	
16	205754	2	BEARING, ball	



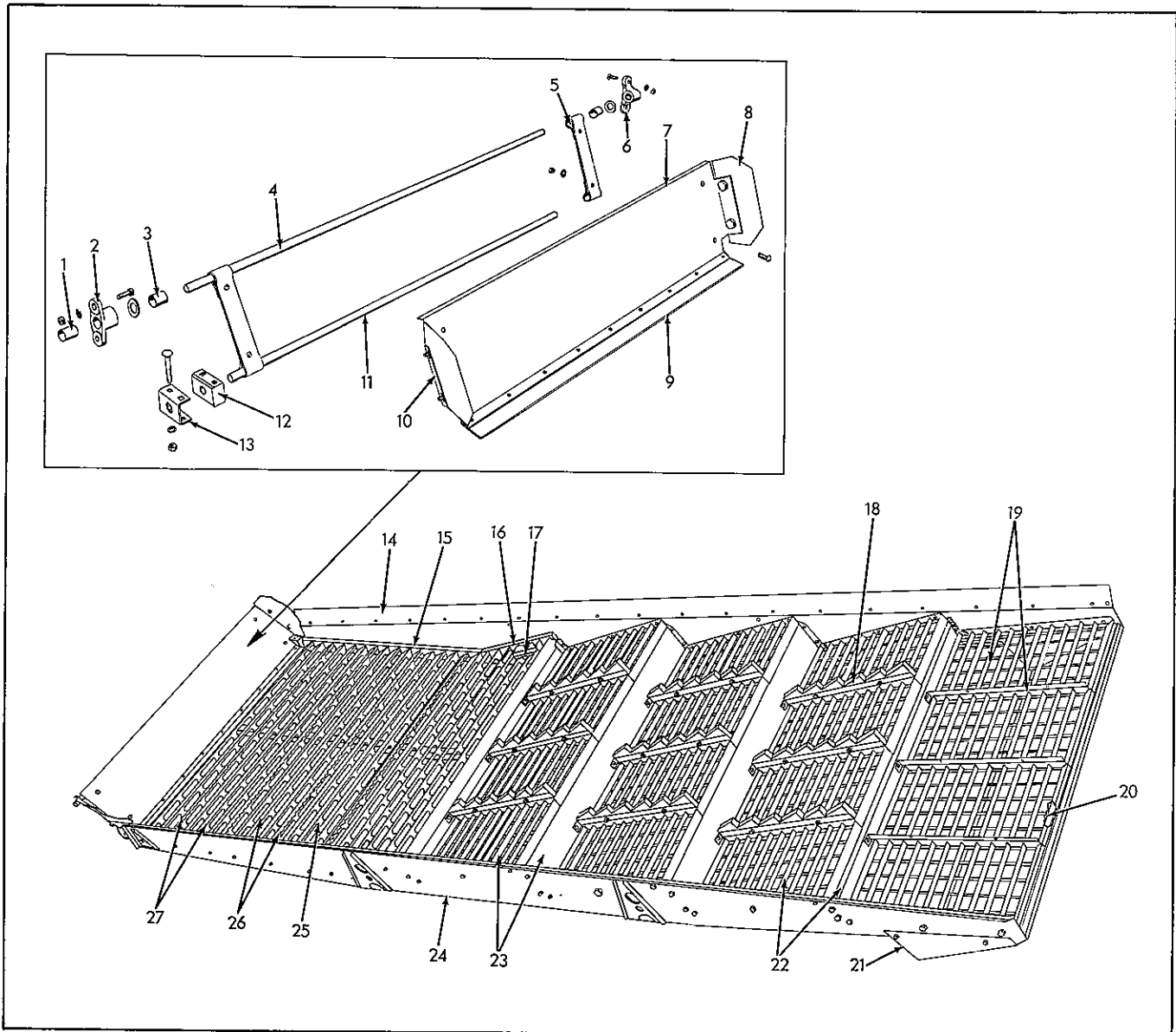
CONCAVE

ITEM	PART NUMBER	QTY.	DESCRIPTION	ASSEMBLY OR PACKAGE NO.
-	528320	1	CONCAVE ASSY. (Incl. SUPPORTS, CONCAVE & CONCAVE RUBBER) 28 910282 RIVET 5 910296 RIVET 2 910519 RIVET	
1	527166	1	SUPPORT, concave, R. H. 1 910296 RIVET 9 910282 RIVET	
2	527165	1	SUPPORT, concave, R. H. rear 1 910519 RIVET 10 910282 RIVET	
3	527177 530452	1	CONCAVE, cylinder	
		1	REINFORCEMENT, concave (repair special) 2 910925 RIVET 25 910282 RIVET 2 917740 RIVET	

Continued

CONCAVE (Cont'd.)

ITEM	PART NUMBER	QTY.	DESCRIPTION	ASSEMBLY OR PACKAGE NO.
4	527167	1	SUPPORT, concave, L. H. 10 910282 RIVET	
5	527184	1	SUPPORT, concave rear, L. H. 6 910282 RIVET 1 910519 RIVET	
6	527168	1	ANGLE, concave transverse support 5 910282 RIVET 2 917740 RIVET	
7	527183	2	BAR, concave 5 919413 BOLTS 2 917397 BOLT 7 919311 LOCKWASHER 7 917372 NUT	
8	527182	2	RUBBER, concave	
9	527148	1	PLATE, concave ledge (rubber covered) 5 918875 CAPSCREW 5 920283 WASHER 5 919311 LOCKWASHER	



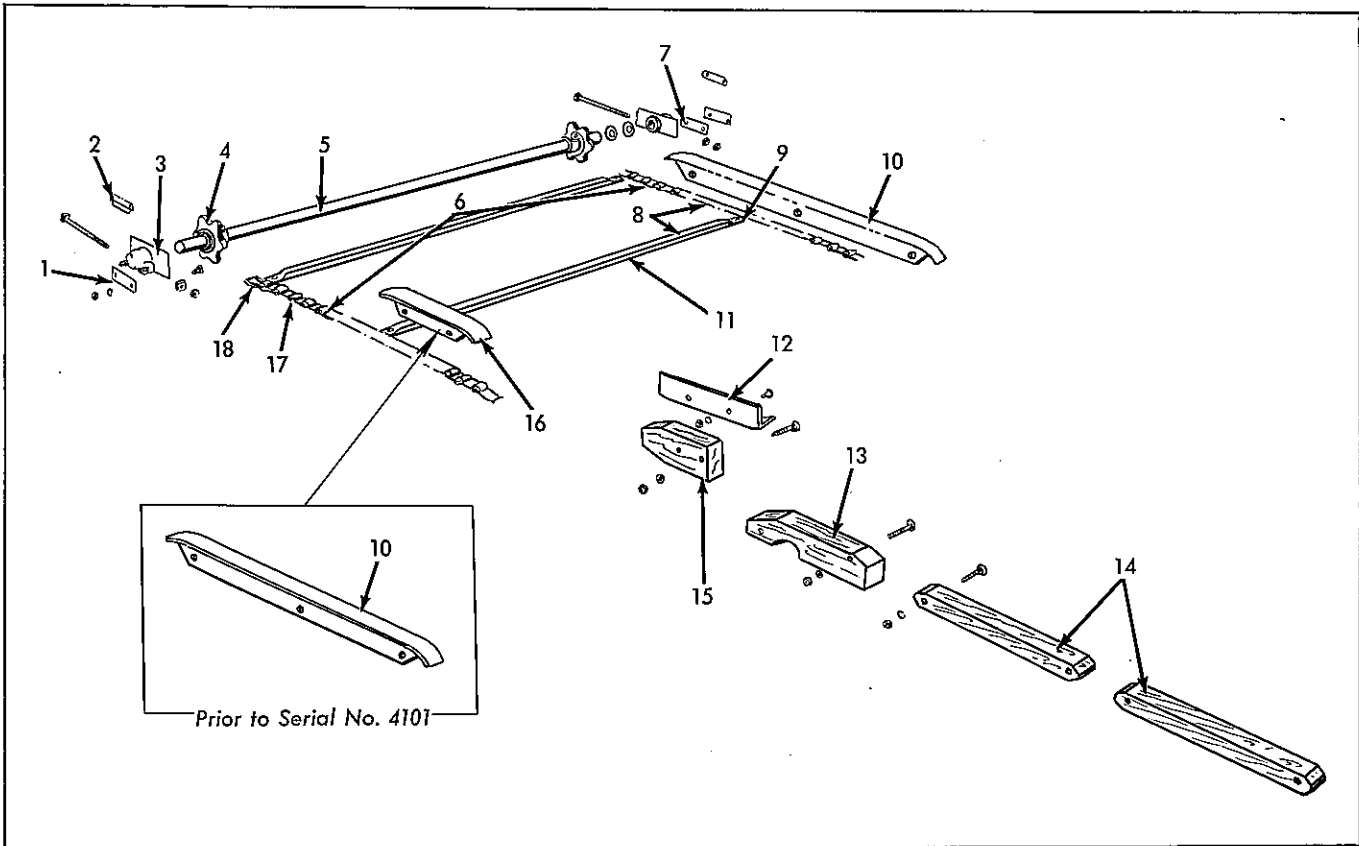
STRAW RACK

ITEM	PART NUMBER	QTY.	DESCRIPTION	ASSEMBLY OR PACKAGE NO.
-	527405	1	RACK ASSY., straw (complete) (Incl. HANGER ASSY.)	
1	527247	2	BUSHING, straw rack hanger (5/8" I.D. x 13/16" O.D. x 1")	
2	527248	1	BEARING ASSY., straw rack hanger, rear (Incl. BUSHING)	
		2	919319 BOLT	
		2	919311 LOCKWASHER	
		1	919387 WASHER	
3	520148	2	SPACER, straw rack hanger, upper-shaft	
4	520871	1	SHAFT, hanger, upper (5/8" x 37-11/16")	
5	501627	2	HANGER, straw rack	
		2	919319 BOLT	
		2	919311 LOCKWASHER	
		2	917376 NUT	
6	527245	1	BEARING ASSY., straw rack hanger, front (Incl. BUSHING)	
		2	919319 BOLT	
		2	919311 LOCKWASHER	
		2	917376 NUT	
7	528982	1	PLATE ASSY., rack hanger (Incl. SHIELD)	
		4	919319 BOLT	
		4	919311 LOCKWASHER	
		4	917372 NUT	

Continued

STRAW RACK (Cont'd.)

ITEM	PART NUMBER	QTY.	DESCRIPTION	ASSEMBLY OR PACKAGE NO.
8	501631	2	SHIELD, rack hanger	
			2 916081 SCREW	} (Used prior to S/N 601)
			2 919310 LOCKWASHER	
			2 917642 WASHER	
			2 916622 NUT	
			2 914629 SCREW, self-tapping (Eff. Serial No. 601 & up)	
9	520875	1	SHIELD, hanger plate	
			9 910542 RIVET	
10	528984	2	NUT, speed, hanger shield (Eff. S/N 601 & up)	
11	520872	1	SHAFT, rack hanger, lower (5/8" x 35-5/8")	
12	520899	2	BEARING, rack hanger	
			2 920265 BOLT	
			2 919311 LOCKWASHER	
13	520900	2	REINFORCEMENT, rack bearing	
14	520008	2	SHIELD, rack side (lagging)	
			21 911200 RIVET	
	520028	2	CLIP, section hold down, front	
15	520029	2	CLIP, section hold down, rear (Rear clip not illustrated)	
			6 915999 NUT, speed	
			6 916602 SCREW	
	520027	1	CLIP, rack step section hold down, front	
16	520030	1	CLIP, rack step section hold down, rear (Rear clip not illustrated)	
			3 916002 SCREW	
			3 915999 NUT, speed	
17	520004	2	SUPPORT, step section	
			2 911200 RIVET	
18	527434	9	FISHBACK, straw rack	
			2 921908 BOLT	
			2 919310 LOCKWASHER	
19	527432	1	SECTION ASSY., rack, end	
			10 919308 SCREW, machine	
			10 919310 LOCKWASHER	
			10 916622 NUT	
20	527435	1	RAIL, section, cross	
			5 921908 BOLT	
			5 910533 LOCKWASHER	
21	527406	1	PAN ASSY., rack return	
			4 913593 SCREW	
			4 918359 NUT, speed	
22	527430	1	SECTION ASSY., rack, R. H.	
			14 901165 SCREW, machine	
			14 919310 LOCKWASHER	
			14 910880 NUT	
23	527423	2	SECTION ASSY., rack section, center	
			14 901164 SCREW	
			14 919310 LOCKWASHER	
			14 910880 NUT	
24	527408	1	FRAME ASSY., rack (welded)	
25	527416	1	SECTION ASSY., step, L. H.	
26	520848	1	SECTION ASSY., rack, straight, R. H.	
27	522250	1	SECTION ASSY., rack, straight, L. H.	



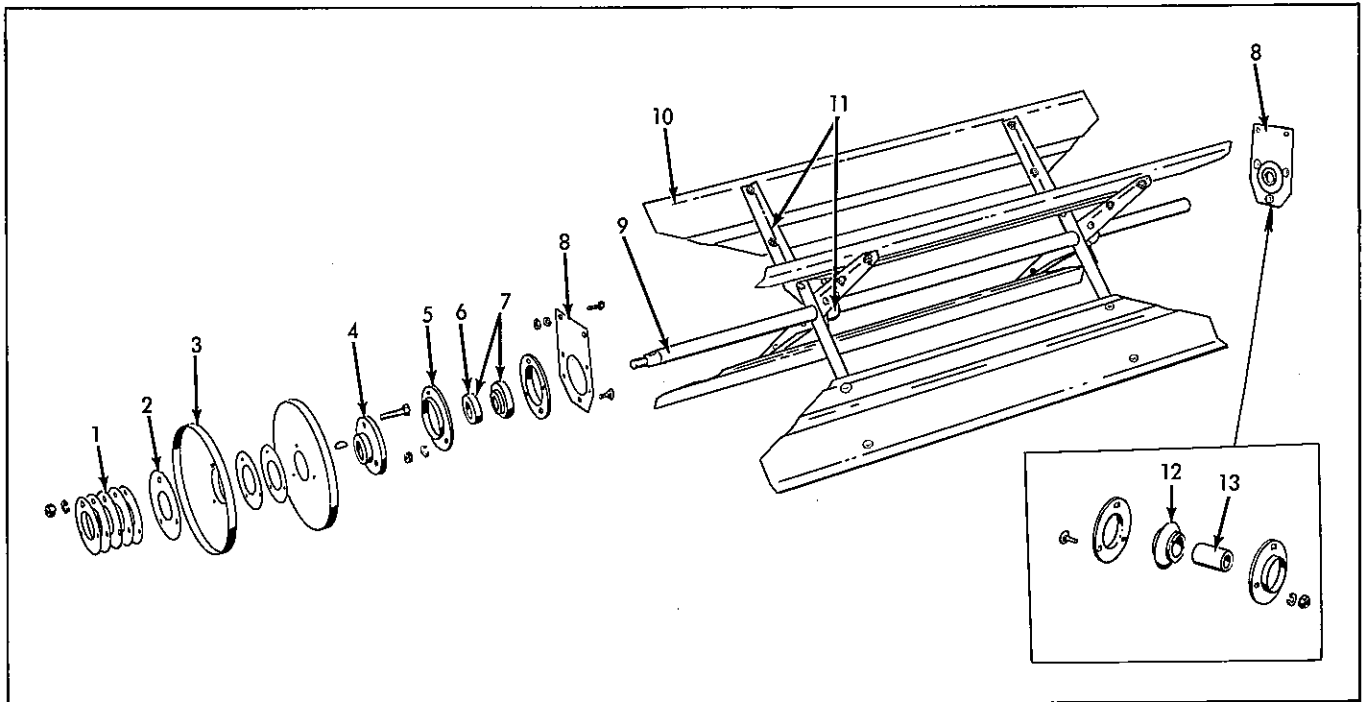
GRAIN DRAG

ITEM	PART NUMBER	QTY.	DESCRIPTION	ASSEMBLY OR PACKAGE NO.
1	501928	2	SLIDE, raddle idler bearing, lower	
			2 916944 BOLT	
			2 919311 LOCKWASHER	
			2 916622 NUT	
2	511870 530393	1	SLIDE, raddle idler bearing, upper (Two used prior to S/N 601)	
			SLIDE, raddle idler bearing, upper (Used on S/N 3101 & up)	
			3 916943 BOLT	
			2 919311 LOCKWASHER	
			2 916622 NUT	
3	531213	2	BEARING, grain drag raddle idler, L. H.	
			1 916893 BOLT	
			2 922623 NUT	
			1 914465 FITTING, lubrication (Rear Bearing)	
			1 915276 FITTING, lubrication (Front Bearing)	
4	520082	2	SPROCKET ASSY., raddle idler (Incl. SETSCREW)	
			1 902872 SETSCREW	
			1 919391 WASHER } Front Sprocket	
			1 919392 WASHER }	
5	527116	1	SHAFT, raddle idler (7/8" x 40-15/16")	
6	527101	1	CHAIN SET (Incl. Front and Rear chains complete, matched for length)	
7	523184	1	FILLER, raddle bearing slide	
8	527091	1	RADDLE ASSY., complete	
9	515769	17	LINK, slat attaching (Front chain)	
			1 910311 RIVET	
10	527114	-	GUIDE, grain drag, L. H. (Used Front & Rear prior to S/N 4101; used Front only on S/N 4101 & up)	
			1 916943 BOLT	
			2 919338 BOLT	
			3 919310 LOCKWASHER	
			3 916622 NUT	
11	520792	17	SLAT ASSY., raddle (Incl. ATTACHING LINKS)	
12	535495	2	ANGLE, grain drag hold down	
			2 907727 CAPSCREW	
			2 919310 LOCKWASHER	
			2 916622 NUT	

Continued

GRAIN DRAG (Cont'd.)

ITEM	PART NUMBER	QTY.	DESCRIPTION	ASSEMBLY OR PACKAGE NO.
13	527110	2	GUIDE, grain drag, center 2 921922 BOLT 2 919310 LOCKWASHER 1 917377 WASHER 2 916622 NUT	
14	520805	4	GUIDE, grain drag, R. H. 2 921922 BOLT 2 919310 LOCKWASHER 2 916622 NUT	
15	527109	2	BLOCK, grain drag return floor 1 919934 BOLT 1 919354 CAPSCREW 2 910286 LOCKWASHER 2 917372 NUT	
16	532168	1	GUIDE, grain drag, L. H. rear (Used on S/N 4101 & up) 2 919338 BOLT 2 919310 LOCKWASHER 2 916622 NUT	
17	{ ----- 543133 ---	242	LINK, chain	
18	515770	17	CHAIN, bulk, 10 ft. length	
			LINK, slat attaching (rear chain) 1 910311 RIVET	

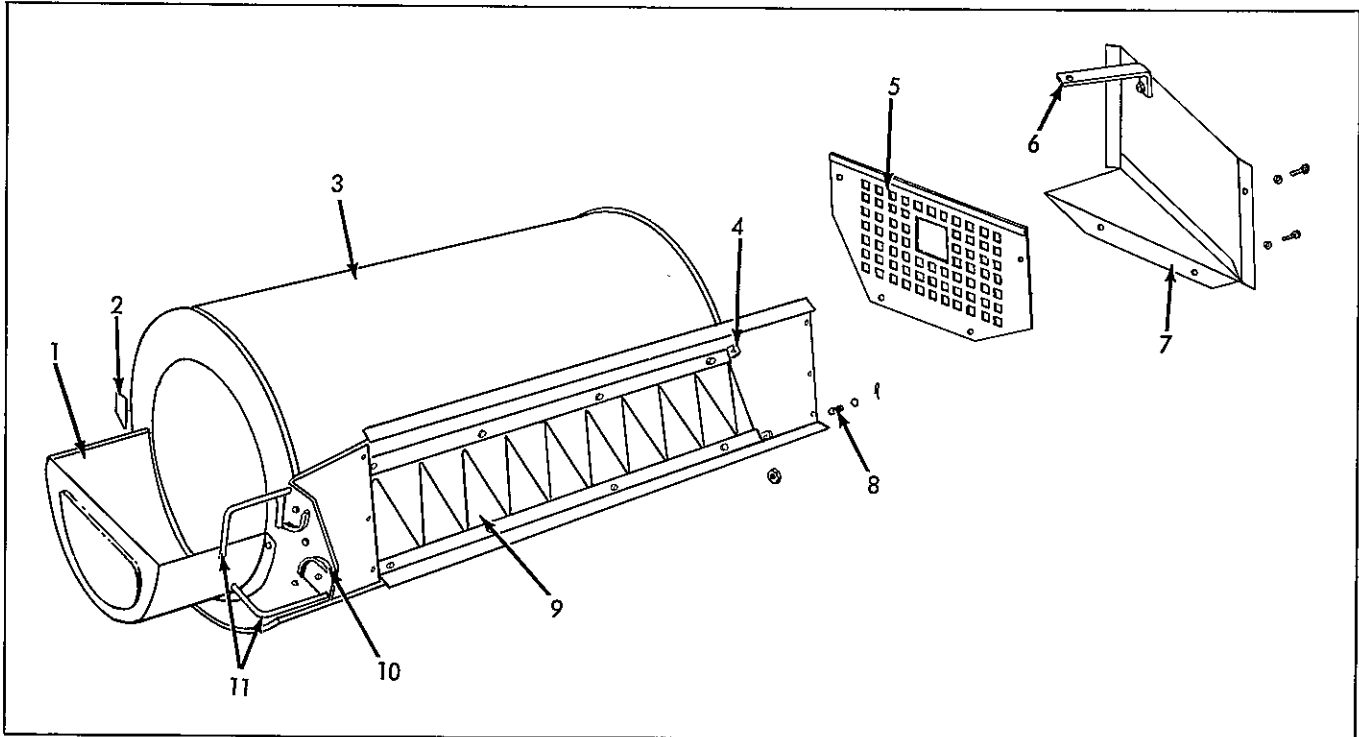


FAN

ITEM	PART NUMBER	QTY.	DESCRIPTION	ASSEMBLY OR PACKAGE NO.
1	502804	6	SPACER, sheave	
2	535527	1	PLATE, sheave reinforcement	
3	527540	2	SHEAVE 3 919359 CAPSCREW 3 919312 LOCKWASHER 3 916950 NUT	
4	526809	1	HUB, sheave 1 905123 KEY 1 917373 LOCKWASHER 1 918241 NUT	
5	1114839	4	FLANGE, bearing 3 919414 BOLT 3 919311 LOCKWASHER 3 917372 NUT	

FAN (Cont'd.)

ITEM	PART NUMBER	QTY.	DESCRIPTION	ASSEMBLY OR PACKAGE NO.
6	522328	1	COLLAR, bearing 1 905759 SETSCREW	
7	1113372	1	BEARING, ball, rear 1 905759 SETSCREW 1 912783 WRENCH, setscrew	
8	526810	2	PLATE, bearing 2 908127 CAPSCREW 2 919312 LOCKWASHER 2 916950 NUT	
9	521140	1	SHAFT (7/8" x 42-3/4")	
10	523868	4	WING, fan 4 916943 BOLT 4 919311 LOCKWASHER 4 916622 NUT	
11	521137	2	SPIDER ASSY., fan (Incl HUB) 1 922695 SETSCREW 1 916966 LOCKWASHER 1 913744 NUT	
12	526988	1	HOUSING ASSY., bearing, front (Incl. BUSHING) 1 912808 FITTING, lubrication	
13	526990	1	BUSHING, bearing, front	

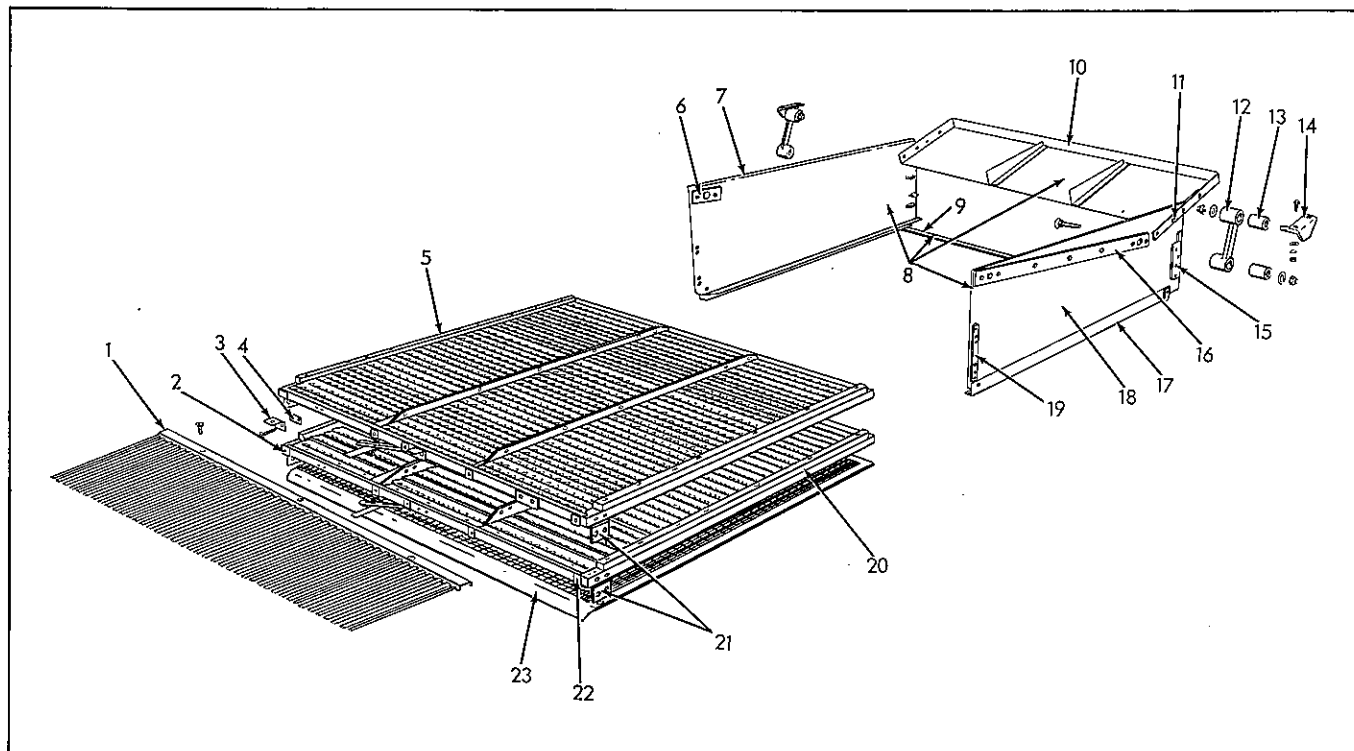


FAN DRUM

ITEM	PART NUMBER	QTY.	DESCRIPTION	ASSEMBLY OR PACKAGE NO.
1	526831	1	SHIELD ASSY., fan drum, rear 4 908295 CAPSCREW 4 919310 LOCKWASHER	
2	520903	1	SUPPORT ASSY., fan drum 5 910516 RIVETS 2 917397 CAPSCREW 2 919311 LOCKWASHER	
3	522317	1	DRUM ASSY., cleaning fan 2 917397 BOLT 2 919311 LOCKWASHER 6 919351 CAPSCREW 6 919310 LOCKWASHER 2 917372 NUT 6 916622 NUT	

FAN DRUM (Cont'd.)

ITEM	PART NUMBER	QTY.	DESCRIPTION	ASSEMBLY OR PACKAGE NO.
4	550304	2	BEARING, fan air valve rod 2 910282 RIVET	
5	526836	1	SCREEN, fan housing, front 4 908295 CAPSCREW 4 919310 LOCKWASHER 4 916622 NUT	
6	528920	1	SUPPORT, fan shield (Eff. S/N 601 & up) 1 908295 CAPSCREW 1 919310 LOCKWASHER 1 916622 NUT	
7	528917	1	SHIELD, fan, front (Eff. S/N 601 & up)	
8	520920	2	SPRING, fan valve control rod 1 919383 WASHER 1 918452 PIN	
9	520918	2	BLADE, fan outlet valve 4 907722 SCREW 4 919310 LOCKWASHER 4 916622 NUT	
10	516464	1	QUADRANT, Fan valve adjusting 2 918214 SCREW 2 919310 LOCKWASHER 2 916622 NUT	
11	526833	2	ROD ASSY., valve adjusting 1 919383 WASHER 1 918452 PIN, cotter	



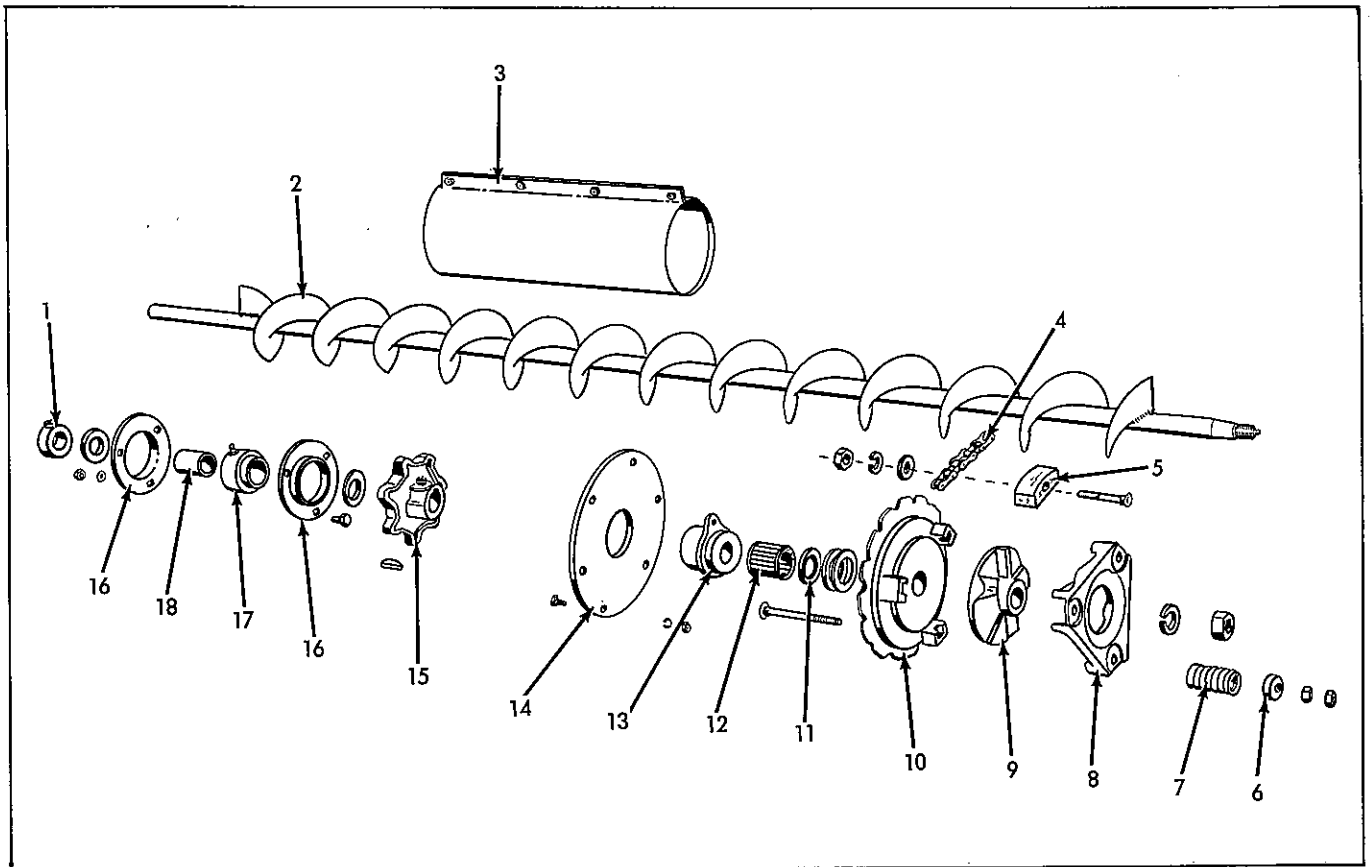
SIEVE SHOE & SIEVES

ITEM	PART NUMBER	QTY.	DESCRIPTION	ASSEMBLY OR PACKAGE NO.
1	520941	1	RAKE ASSY., tail 3 916944 BOLT 3 919310 LOCKWASHER 3 916622 NUT	
2	522780	2	BRACKET, attaching, rear 3 915754 RIVET	

Continued

SIEVE SHOE & SIEVES (Cont'd.)

ITEM	PART NUMBER	QTY.	DESCRIPTION	ASSEMBLY OR PACKAGE NO.
3	517129	3	CLIP, tail rake connecting	
			1 910968 SCREW	
			1 910533 LOCKWASHER	
			2 916621 NUT	
4	518183	3	REINFORCEMENT, tail rake connecting clip	
5	516536	1	CHAFFER, adjustable	
			2 919318 CAPSCREW	
			2 919311 LOCKWASHER	
			1 921908 BOLT	
			1 917377 WASHER	} Sieve Adj. Lever
			1 916952 NUT	
6	526827	2	RETAINER, sieve shoe mounting	
			2 913163 RIVET	
7	526822	1	SIDE, shoe, rear	
8	526667	1	SHOE ASSY. (Bundled) (Less sieves)	
9	520954	1	BRACE, shoe, lower	
			2 910296 RIVET	
10	526816	1	BOARD ASSY., delivery (welded)	
			4 915261 RIVET	
			2 910280 RIVET	
11	526824	2	SUPPORT, delivery board	
			2 910282 RIVET	
			2 915261 RIVET	
12	527308	2	HANGER ASSY., shoe, L. H. (Incl. BUSHING)	
			1 922203 BOLT	
			2 919327 WASHER	
			2 919334 NUT, lock	
13	527068	4	BUSHING, shoe hanger	
14	527305	2	SUPPORT ASSY., shoe hanger, L. H.	
			2 921943 CAPSCREW	
			2 919311 LOCKWASHER	
			2 920263 NUT	
15	526825	4	SUPPORT, sieve and chaffer, L. H.	
			1 915261 RIVET	
			1 916164 RIVET	
16	526823	2	BAR, shoe drive	
			5 910296 RIVET	
			2 910989 RIVET	
17	520953	2	SLIDE, lower sieve	
			2 910516 RIVET	
			1 910296 RIVET	
18	526821	1	SIDE, shoe, front	
19	526826	2	SUPPORT, sieve and chaffer, R. H.	
			2 910296 RIVET	
20	516537	1	SIEVE, adjustable	
			2 919318 CAPSCREW	
			2 919311 LOCKWASHER	
			1 921908 BOLT	
			1 917377 WASHER	} Sieve adj. lever
			1 916952 NUT	
21	522779	2	BRACKET, attaching, front	
			3 915754 RIVET	
22	521667	8	WASHER (Square)	
23	-----	-	SIEVE, finishing (See MACHINERY)	
			2 908295 CAPSCREW	
			2 919310 LOCKWASHER	
			2 916622 NUT	



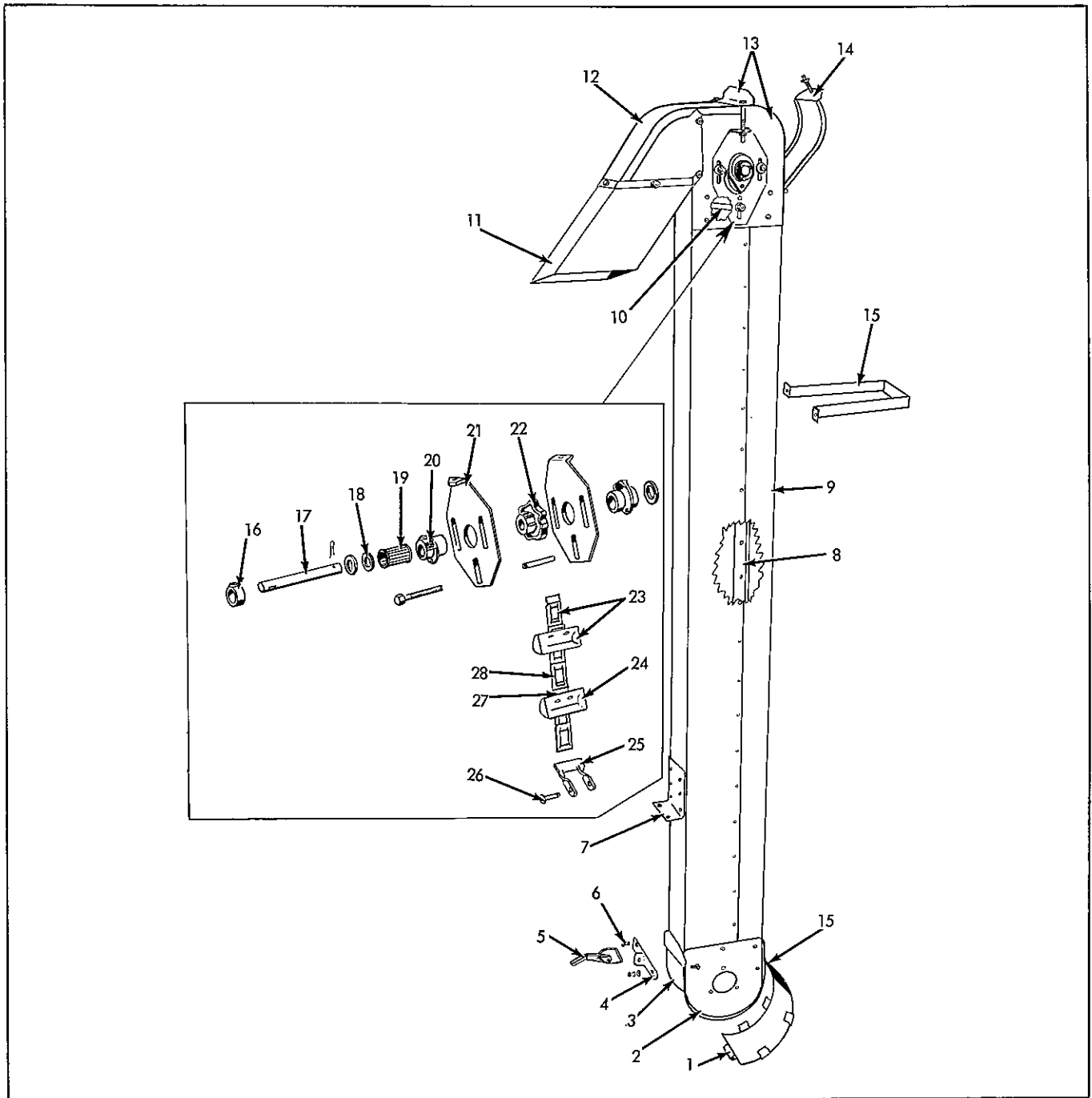
GRAIN CONVEYOR

ITEM	PART NUMBER	QTY.	DESCRIPTION	ASSEMBLY OR PACKAGE NO.
1	516090	1	COLLAR ASSY. (Incl. SETSCREW) 1 902872 SETSCREW	
2	526994	1	SPIRAL ASSY. 1 912808 FITTING, Lubrication	
3	526997	1	COVER, grain conveyor 4 916532 SCREW 4 919311 LOCKWASHER 4 916622 NUT	
4	-----	1	CHAIN ASSY., grain conveyor drive (32 Links) (Incl. 2 OFFSET & 1 CONNECTING LINK) 1 918561 LINK, connecting 2 918562 LINK, offset - 918563 LINK, roller	
5	921052 504066	1 1	CHAIN, bulk, 10 ft. length SLIDE, chain 1 921935 BOLT 1 919312 LOCKWASHER 1 907378 WASHER, plain 1 916950 NUT	
6	550244	3	CAP SPRING	
7	501294	3	SPRING, slip clutch	
8	507194	1	RING, clutch clamp 3 922140 BOLT 6 917372 NUT	
9	507193	1	HUB, clutch 1 905123 KEY 1 917373 LOCKWASHER 1 918241 NUT	
10	526998	1	SPROCKET, driven, slip clutch (16T)	
11	535475	1	CAP, bearing	
12	507226	1	BEARING, Roller	
13	521564	1	HOUSING ASSY., bearing (Incl. BEARING & CAP) 2 920753 WASHER	

Continued

GRAIN CONVEYOR (Cont'd.)

ITEM	PART NUMBER	QTY.	DESCRIPTION	ASSEMBLY OR PACK AGE NO.
14	521467	1	REINFORCEMENT ASSY., bearing	
			6 908295 CAPSCREW	
			6 919310 LOCKWASHER	
			6 916622 NUT	
15	517259	1	SPROCKET ASSY., elevator (7T-7/8" Bore) (Incl. SETSCREWS)	
			2 902872 SETSCREW	
			1 905126 KEY	
16	1114839	2	FLANGE, bearing	
			3 919414 BOLT	
			3 919311 LOCKWASHER	
			3 917372 NUT	
17	526988	1	HOUSING ASSY., elevator lower bearing (Incl. BEARING & BUSHING)	
			1 912808 FITTING, lubrication	
			3 919413 BOLT	
			3 919311 LOCKWASHER	
			3 916622 NUT	
18	526990	1	BUSHING, bearing	



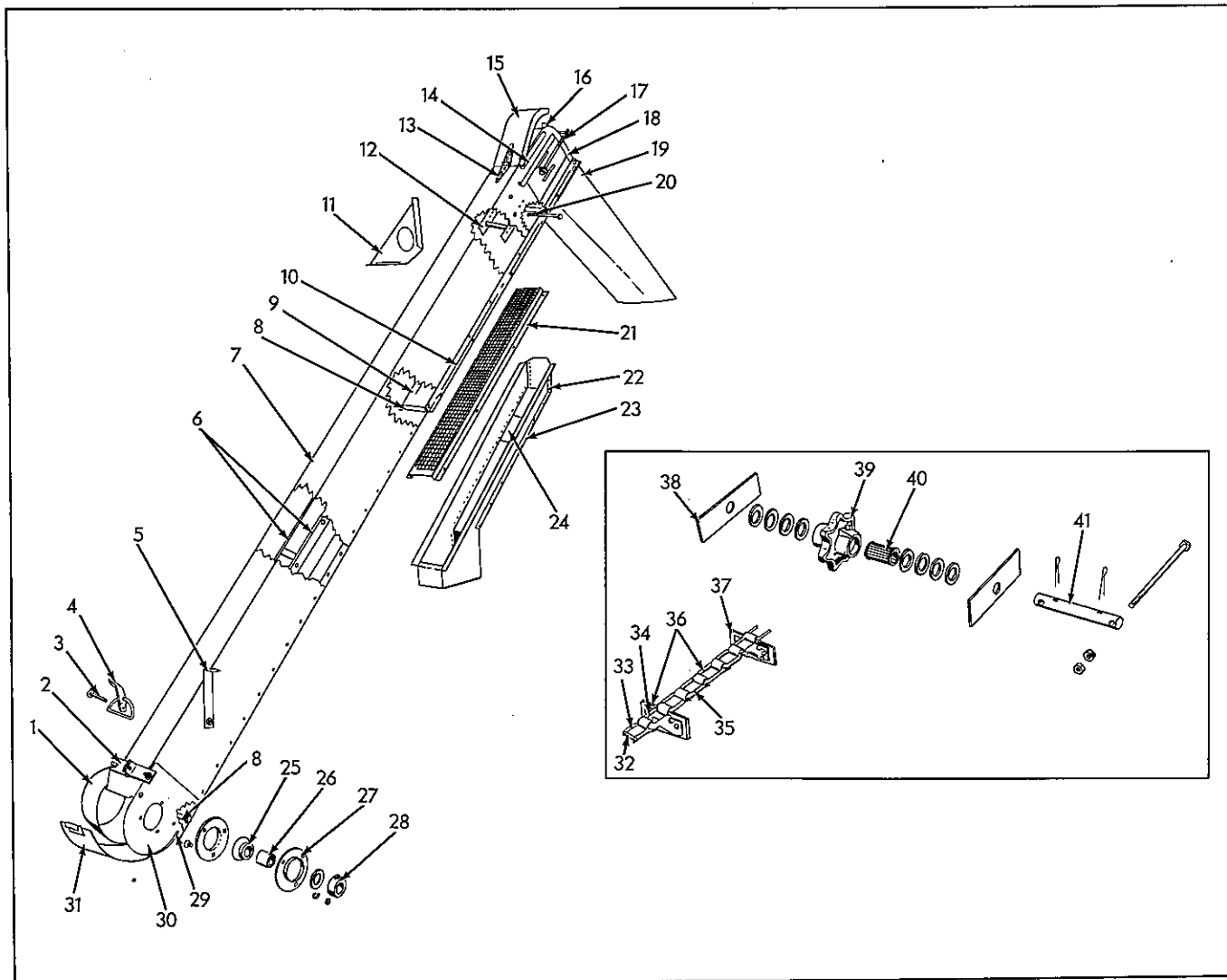
GRAIN ELEVATOR

ITEM	PART NUMBER	QTY.	DESCRIPTION	ASSEMBLY OR PACKAGE NO.
-	526597	1	ELEVATOR ASSY., complete (Incl. BODY, HEADS, CENTERBOARD, SPOUT, UPPER SHAFT & RADDLE) (Prior to S/N 601)	
-	528753	1	ELEVATOR ASSY., complete (Incl. BODY, HEADS, RADDLE, CENTERBOARD, SPOUT, UPPER SHAFT & BEARINGS) (Eff. S/N 601 & up)	
	4 917397		CAPSCREW	
	4 919311		LOCKWASHER	
	4 917372		NUT	
1	528939	1	DOOR ASSY., elevator, lower (Supersedes 526860)	
	1 919271		PIN, cotter	
2	526876	1	HEAD, elevator, lower outer	
	5 910280		RIVET	

Continued

GRAIN ELEVATOR (Cont'd.)

ITEM	PART NUMBER	QTY.	DESCRIPTION	ASSEMBLY OR PACKAGE NO.
3	526875	1	HEAD, elevator, lower inner	
			5 910280 RIVET	
4	526877	1	BASE ASSY., lower door latch	
			2 907727 CAPSCREW	
			2 917377 WASHER	
			2 919310 LOCKWASHER	
			2 916622 NUT	
5	526880	1	LATCH ASSY., lower door	
6	526891	1	PIN, door latch	
			1 919313 PIN, cotter	
7	526874	1	SUPPORT, elevator lower	
			6 910282 RIVET	
			2 917397 CAPSCREW	
			2 919311 LOCKWASHER	
			2 917372 NUT	
8	526868	1	BOARD ASSY., center (Incl. END)	
			19 910834 NAILS	
			19 910836 NAILS	
9	526855	1	BODY ASSY., grain elevator (Incl. HEAD, COLUMNS & CENTERBOARD)	
			4 917397 CAPSCREW	
			4 919311 LOCKWASHER	
			4 917372 NUT	
10	823354	1	SPACER, elevator upper head	
11	526888	1	SPOUT ASSY., grain elevator	
			3 908295 CAPSCREW	
			3 919311 LOCKWASHER	
			3 916622 NUT	
12	526883	1	EXTENSION ASSY., elevator upper head	
			4 919338 BOLT	
			4 919310 LOCKWASHER	
			4 919326 WASHER	
13	526864	1	HEAD ASSY., elevator, upper (Riveted)	
			8 910280 RIVET	
14	526870	1	DOOR ASSY., elevator, upper	
			3 900793 RIVET	
			1 918857 BOLT	
			1 918468 NUT	
15	526893	1	BRACKET, elevator to grain bin	
			2 917397 CAPSCREW	
			2 919311 LOCKWASHER	
			2 917372 NUT	
16	516090	1	COLLAR ASSY. (Incl. SETSCREW)	
			1 902872 SETSCREW	
17	526894	1	SHAFT, grain elevator, upper (7/8" x 8-3/32")	
18	535475	2	CAP, bearing	
19	525027	2	BEARING, roller	
20	525025	2	HOUSING ASSY., elevator bearing	
			1 919391 WASHER	
			1 918459 PIN, cotter	
			1 912808 FITTING, lubrication	
21	525028	2	SLIDE ASSY., upper bearing housing	
			2 919414 BOLT	
			3 917642 WASHER	
			3 919311 LOCKWASHER	
			2 918328 BOLT	
22	522736	1	SPROCKET ASSY., elevator upper (Incl. SETSCREWS)	
			2 902872 SETSCREW	
			1 905126 KEY	
23	528945	1	RADDLE ASSY., complete (Supersedes 526886)	
	501471	29	BUCKET, elevator (25 used prior to S/N 601)	
			2 910516 RIVET	
24	524725	29	BUCKET ASSY., elevator (Incl. 1 each BUCKET, ATTACHING LINK & PLAIN LINK) (25 used prior to S/N 601)	
25	1149207	1	LINK, coupler	
26	519517	1	PIN, coupler link	
			1 918448 PIN, cotter	
27	524726	25	LINK, attaching	
28	-----	76	LINK, plain	
	543133	-	CHAIN, bulk, 10 ft. length	



TAILINGS ELEVATOR

ITEM	PART NUMBER	QTY.	DESCRIPTION	ASSEMBLY OR PACKAGE NO.
1	500685	1	HEAD, tailings elevator, lower inner	
2	526877	1	BASE ASSY., door latch	
		2	918214 SCREW, machine	
		2	916019 CAPSCREW	
		2	917377 WASHER	
		2	919310 LOCKWASHER	
3	526891	1	PIN, lower door latch	
		1	919313 PIN, cotter	
4	526880	1	LATCH ASSY., elevator lower door	
5	526969	1	BRACE, elevator support	
		1	922048 CAPSCREW	
		1	919312 LOCKWASHER	
		1	916950 NUT	
6	521676	1	TRACK ASSY., raddle	
		20	910542 RIVET	
		1	922048 CAPSCREW	
		1	919312 LOCKWASHER	
		1	916950 NUT	
7	526959	1	BODY ASSY., tailings elevator (Incl. BODY, TRACK ASSY., BOTTOM, HEADS AND DOORS)	
8	510769	2	SPACER, elevator bottom	
9	521694	1	ANGLE, chute, rear	
		3	910525 RIVET	
		1	910516 RIVET	
		2	910282 RIVET	

Continued

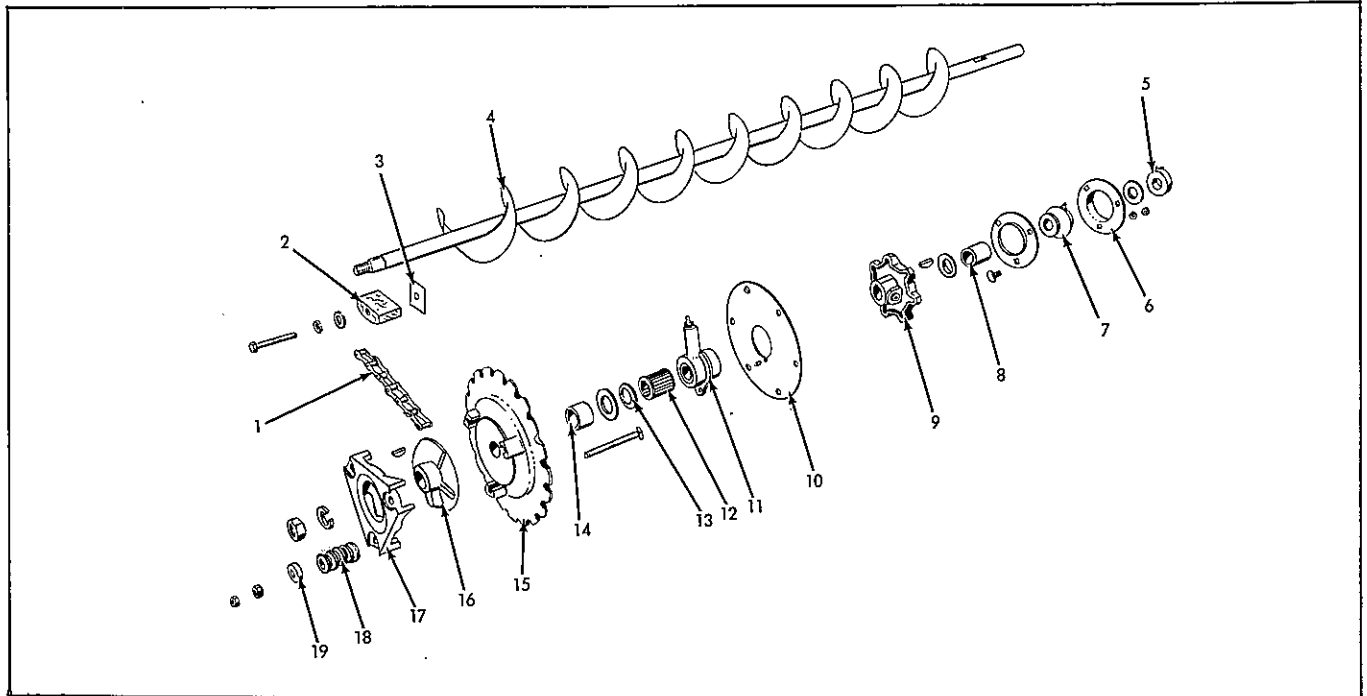
TAILINGS ELEVATOR (Cont'd.)

ITEM	PART NUMBER	QTY.	DESCRIPTION	ASSEMBLY OR PACKAGE NO.
10	521693	1	ANGLE, chute, front 3 910525 RIVET 1 910516 RIVET 2 910282 RIVET	
11	526925	1	SUPPORT, elevator, upper 2 917397 CAPSCREW 2 919311 LOCKWASHER 2 917372 NUT	
12	526965	1	SPACER ASSY., tailings elevator, upper 8 910516 RIVET	
13	535583	1	HINGE, door 6 900793 RIVET	
14	516614	2	GUIDE, elevator upper door 3 907168 RIVET	
15	505798	1	DOOR ASSY., elevator, upper 3 911200 RIVET	
16	511379	1	SPRING, upper door 1 921908 BOLT 1 917377 WASHER 1 919310 LOCKWASHER 1 916622 NUT	
17	505797	1	BAR, adjusting bolt 3 900793 RIVET	
18	526613	1	TIE PLATE ASSY., elevator (Incl. ADJUSTING BOLT BAR) 2 907168 RIVET 2 907722 SCREW, machine 2 919310 LOCKWASHER 2 916622 NUT	
19	526955 532274	1	SPOUT, Tailings (Prior to S/N 5602)	
		1	SPOUT, tailings (S/N 5602 & up) 4 907727 CAPSCREW 4 919310 LOCKWASHER 4 916622 NUT	
20	521695	1	FILLER,, elevator bottom 4 910282 RIVET	
21	501197 ----- ----- -----	1	SIEVE, 3/8" perforations	See Machinery
		1	SIEVE, 9/64" perforations	
		1	SIEVE, 9/16" perforations	
		1	SIEVE, blank	
22	526918	1	CHUTE ASSY., tailings elevator 8 907727 CAPSCREW 8 919310 LOCKWASHER 8 916622 NUT	
23	502369	2	GUIDE, chute door 2 911200 RIVET	
24	502368	1	DOOR, tailings chute	
25	526988	1	HOUSING ASSY., bearing (Incl. BUSHING) 1 915538 FITTING, lubrication	
26	526990	1	BUSHING	
27	1114839	2	FLANGE, bearing 3 919413 BOLT 3 919311 LOCKWASHER 3 917372 NUT	
28	516090	1	COLLAR ASSY. (Incl. SETSCREW) 1 902872 SETSCREW	
29	521628	1	HINGE, elevator lower door 6 900793 RIVET	
30	526961	1	HEAD, elevator, lower outer 5 910280 RIVET	
31	528937	1	DOOR ASSY., lower (Supersedes 526963) 3 910516 RIVET	
32	519517	1	PIN, coupler link 1 900942 PIN, cotter	
33	528282	1	LINK, coupler	
34	535568	24	LINK, attaching	
35	543132	-	CHAIN, bulk, 10 ft. length	
36	526967	1	RADDLE ASSY., tailings elevator (Incl. CHAIN & PADDLES)	
37	522369	24	PADDLE ASSY., tailings, raddle (Incl. PADDLE & 1 each PLAIN LINK & ATTACHING LINK) 2 915261 RIVET	
38	535520	2	SLIDE, upper bearing	

Continued

TAILINGS ELEVATOR (Cont'd.)

ITEM	PART NUMBER	QTY.	DESCRIPTION	ASSEMBLY OR PACKAGE NO.
39	535489	1	SPROCKET, upper 6 919389 2 919390 2 918459 1 914465	WASHER WASHER PIN, cotter FITTING, lubrication
40	507225	1	BEARING, roller	
41	501151	1	SHAFT, upper	

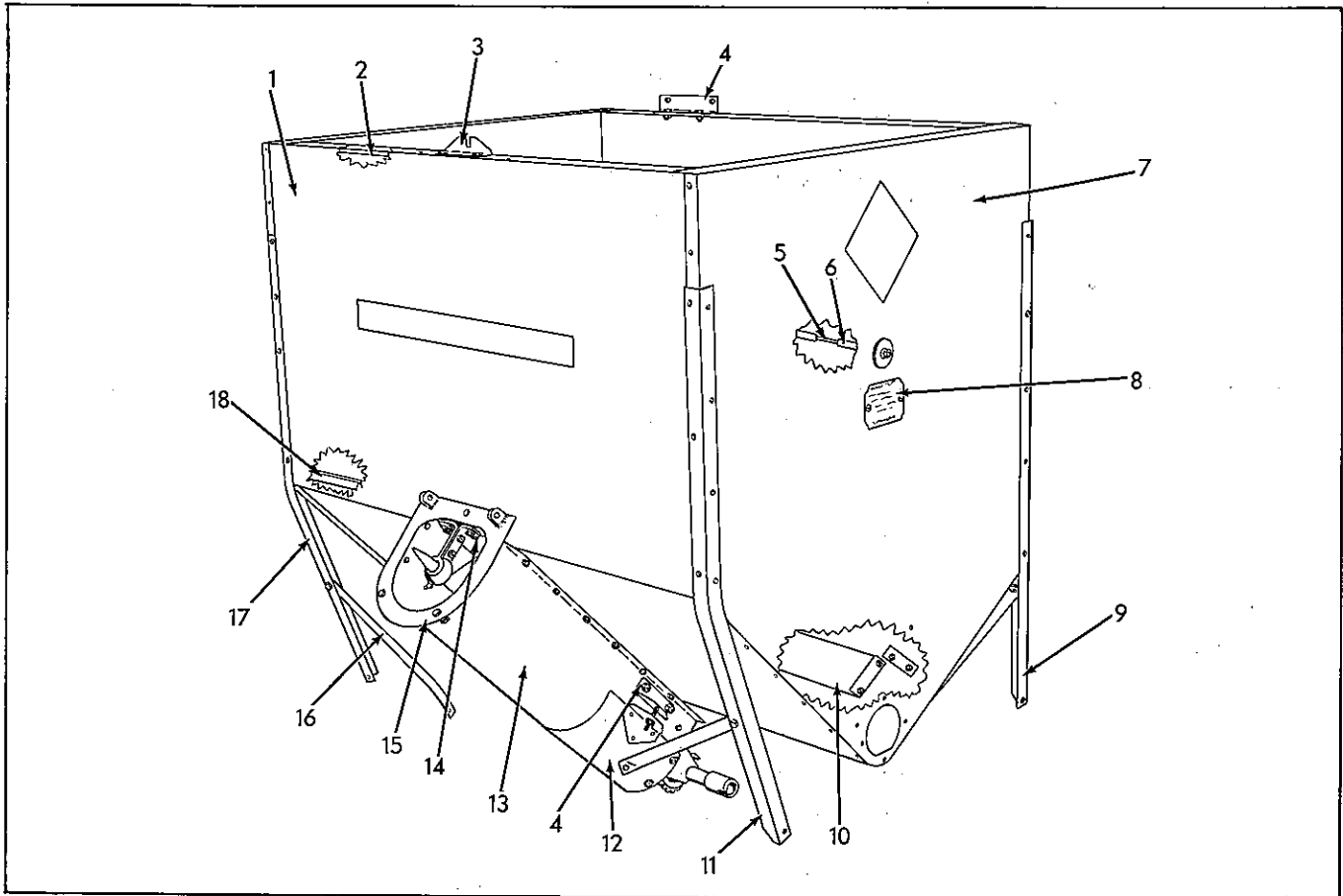


TAILINGS CONVEYOR

ITEM	PART NUMBER	QTY.	DESCRIPTION	ASSEMBLY OR PACKAGE NO.
1	-----	1	CHAIN, tailings conveyor drive (41 LINKS) (Incl. 1 OFFSET AND 1 CONNECTING LINK)	
			- 918562 LINK, offset	
			- 918561 LINK, connecting	
			- 918563 LINK, roller	
2	921052	-	CHAIN, bulk, 10 ft. length	
	504066	1	SLIDE, chain	
3	527042	1	1 919362 CAPSCREW	
4	526985	1	1 917378 WASHER	
5	516090	1	1 919312 LOCKWASHER	
			WASHER ASSY., tailings idler shaft bracket	
			SPIRAL ASSY., conveyor	
6	1114839	2	COLLAR ASSY. (Incl. SETSCREW)	
			1 902872 SETSCREW	
7	526988	1	FLANGE, bearing	
			3 919413 BOLT	
			3 919311 LOCKWASHER	
			3 917372 NUT	
8	526990	1	HOUSING ASSY., bearing (Incl. BUSHING)	
			1 915538 FITTING, lubrication	
			3 919392 WASHER	
9	517259	1	BUSHING	
			SPROCKET ASSY. (7T-7/8" bore)	
			2 902872 SETSCREW	
			1 905126 KEY	

TAILINGS CONVEYOR (Cont'd.)

ITEM	PART NUMBER	QTY.	DESCRIPTION	ASSEMBLY OR PACKAGE NO.
10	521467	1	REINFORCEMENT ASSY., conveyor bearing	
			6 908295 CAPSCREW	
			6 919310 LOCKWASHER	
			6 916622 NUT	
11	521562	1	HOUSING ASSY., drive bearing (Incl BEARING & CAP)	
			1 920753 WASHER	
			1 914465 FITTING, lubrication	
12	507226	1	BEARING, roller	
13	535475	1	CAP, bearing	
14	526992	1	SPACER, driven sprocket	
15	526991	1	SPROCKET, driven (20T)	
16	507193	1	HUB, slip clutch	
			1 905123 KEY	
			1 917373 LOCKWASHER	
			1 918241 NUT	
17	507194	1	RING, clutch clamp	
			3 922140 BOLT	
			3 917372 NUT	
18	501294	3	SPRING, slip clutch	
19	550244	3	CAP, spring	



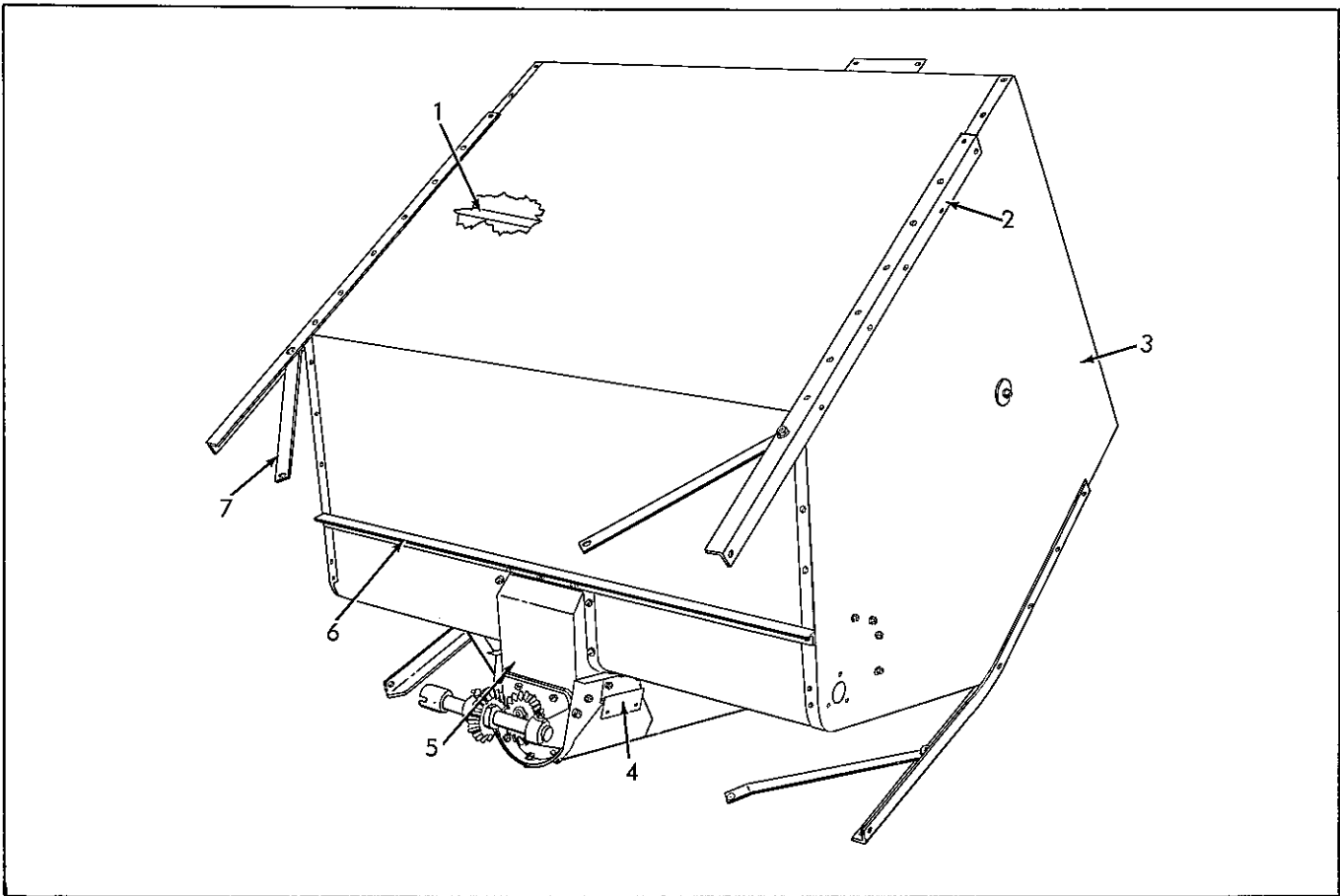
GRAIN BIN
Right Front View

ITEM	PART NUMBER	QTY.	DESCRIPTION	ASSEMBLY OR PACKAGE NO.
-	526740	1	BIN ASSY., (riveted) (Incl. ENDS, WRAPPER, POSTS & REINFORCEMENTS)	
1	526724	1	WRAPPER, bin	
			30 901149 RIVET	

Continued

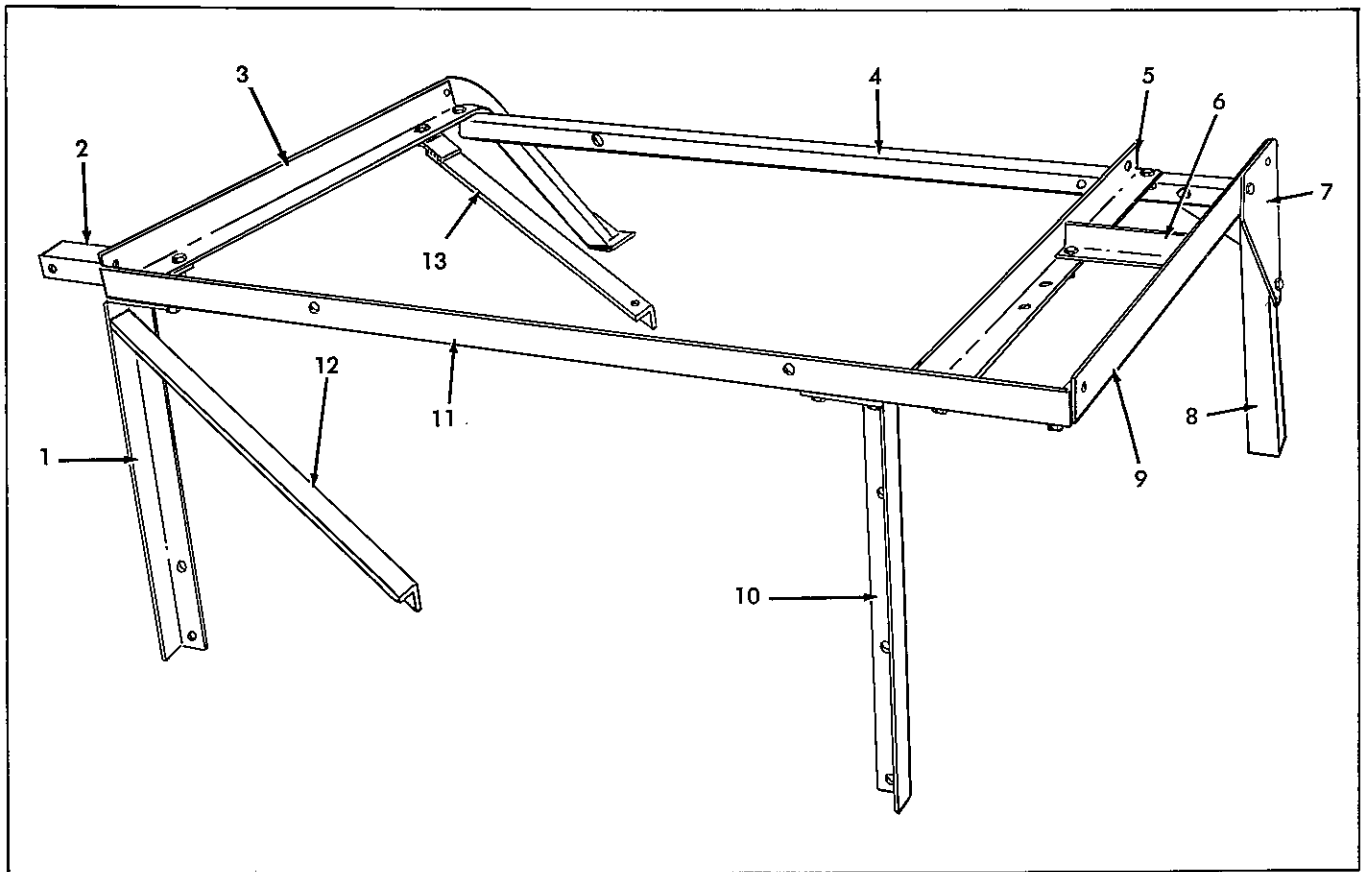
GRAIN BIN (Cont'd.)
Right Front View

ITEM	PART NUMBER	QTY.	DESCRIPTION	ASSEMBLY OR PACKAGE NO.
2	526729	1	SUPPORT, unloading spout rods	
		2	915261 RIVET	
		2	910282 RIVET	
3	523648	2	CLIP, hopper	
		2	919318 CAPSCREW	
		2	919311 LOCKWASHER	
		2	917642 WASHER	
		2	917372 NUT	
4	526892	1	SUPPORT, elevator upper	
		2	917397 CAPSCREW	
		2	919311 LOCKWASHER	
		2	917372 NUT	
5	526734	1	ROD, spacer (3/8" x 45-1/16")	
		2	922091 WASHER	
		2	919312 LOCKWASHER	
		2	916950 NUT	
6	526733	1	SPACER, grain bin (21/32" O.D. x 43-9/16")	
7	526722	1	SHEET, front	
		13	901149 RIVET	
		3	907168 RIVET	
8	525103	1	SIGN, safety	
		2	916079 SCREW, machine	
		2	910533 LOCKWASHER	
		2	916621 NUT	
9	526726	1	POST, left, front	
		9	910282 RIVET	
		1	910298 RIVET	
		2	919357 CAPSCREW	
		2	919312 LOCKWASHER	
		2	916950 NUT	
10	526735	1	SHIELD, conveyor	
		8	908295 CAPSCREW	
		8	919310 LOCKWASHER	
		8	916622 NUT	
11	526725	1	POST, bin, right front	
		8	910516 RIVET	
		1	907731 CAPSCREW	
		1	908127 CAPSCREW	
		2	919312 LOCKWASHER	
		1	917378 WASHER	
		2	916950 NUT	
12	523627	1	DOOR ASSY., hopper	
		1	919247 BOLT	
		1	919311 LOCKWASHER	
		1	917372 NUT	
13	523642	1	HOPPER, bin	
		12	908295 CAPSCREW	
		12	919310 LOCKWASHER	
		12	916622 NUT	
14	523659	1	FILLER, upper hopper end	
15	523645	1	HINGE, hopper half	
		6	915754 RIVET	
16	526732	2	BRACE, grain bin, R. H.	
		2	908127 CAPSCREW	
		2	919312 LOCKWASHER	
		2	916950 NUT	
17	526727	1	POST, right, rear	
		4	910282 RIVET	
		4	910516 RIVET	
		1	908127 CAPSCREW	
		1	919312 LOCKWASHER	
		1	916950 NUT	
18	526730	1	SUPPORT, hopper ring	
		2	910298 RIVET	
		6	910516 RIVET	
--	915644	1	TRANSFER, Diamond (Not illustrated)	
--	915677	1	TRANSFER, "Allis-Chalmers" (Not illustrated)	



GRAIN BIN
Left Rear View

ITEM	PART NUMBER	QTY.	DESCRIPTION	ASSEMBLY OR PACKAGE NO.
1	526731	1	REINFORCEMENT, bin- L. H. side	
			2 910298 RIVET	
			6 910516 RIVET	
2	526728	1	POST, left rear	
			5 910516 RIVET	
			5 910282 RIVET	
			1 908127 CAPSCREW	
			1 919312 LOCKWASHER	
			1 916950 NUT	
3	526723	1	SHEET, rear	
			14 901149 RIVET	
			3 907168 RIVET	
4	523629	1	SLIDE, hopper	
			2 908295 BOLT	
			2 919310 LOCKWASHER	
			2 916622 NUT	
5	523641	1	FILLER, hopper, lower	
			6 908295 BOLT	
			6 919310 LOCKWASHER	
			6 916622 NUT	
6	526738	1	SUPPORT, grain bin hopper	
			2 907727 CAPSCREW	
			2 919310 LOCKWASHER	
			2 916622 NUT	
7	501855	2	BRACE, grain bin, L. H.	
			2 908127 CAPSCREW	
			2 919312 LOCKWASHER	
			2 916950 NUT	



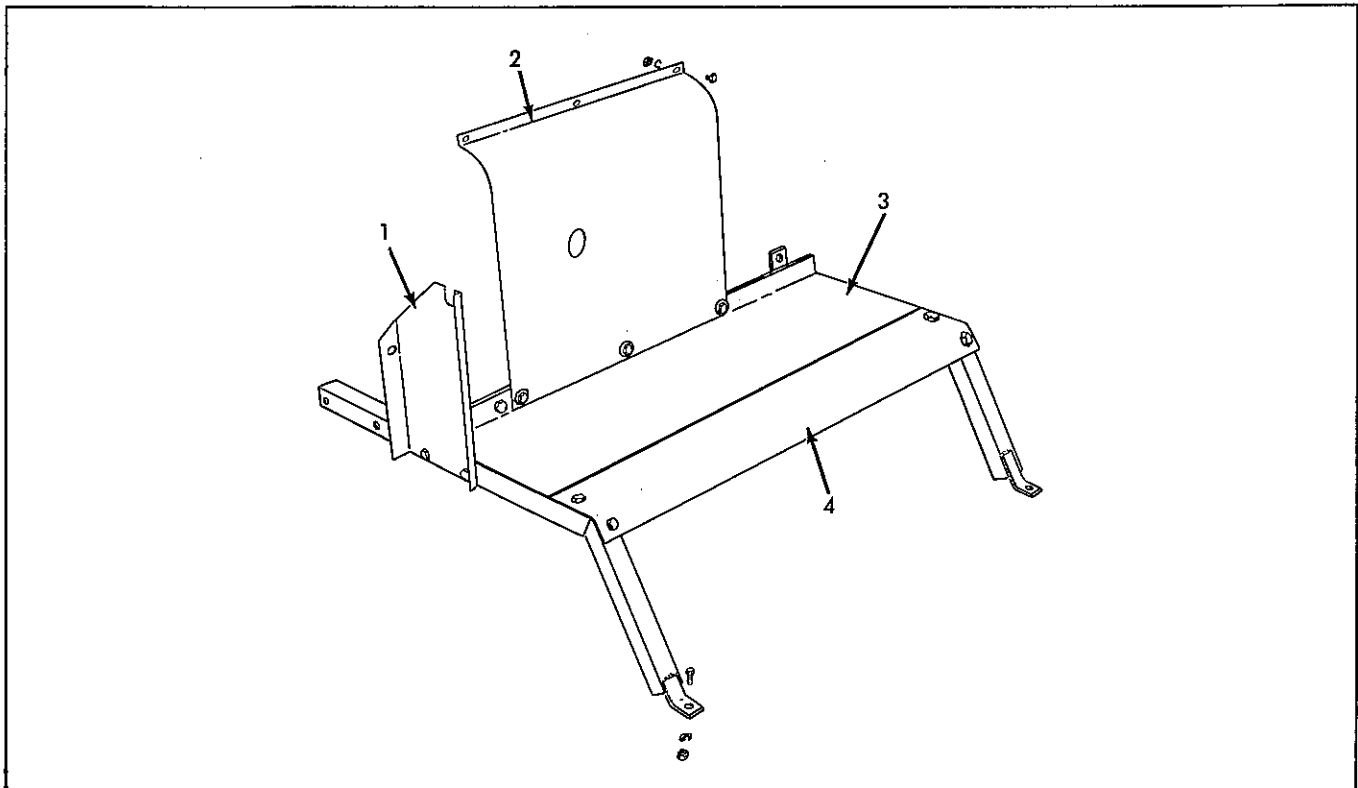
BIN FRAME

ITEM	PART NUMBER	QTY.	DESCRIPTION	ASSEMBLY OR PACKAGE NO.
1	526767	1	SUPPORT ASSY., grain bin, R. H. , rear 3 908127 CAPSCREW 1 907731 CAPSCREW 4 919312 LOCKWASHER 4 916950 NUT	
2	526783	1	BRACE, grain bin to shoe housing 1 919357 CAPSCREW 1 908127 CAPSCREW 2 919312 LOCKWASHER 2 916950 NUT	
3	526781	1	RAIL, grain bin, rear 3 919357 CAPSCREW 3 919312 LOCKWASHER 3 916950 NUT	
4	526779	1	RAIL, grain bin, L. H. 2 908127 CAPSCREW 1 907731 CAPSCREW 3 919312 LOCKWASHER	
5	526782	1	RAIL, grain bin, center 2 908127 CAPSCREW 2 919312 LOCKWASHER 2 916950 NUT	
6	526576	1	REINFORCEMENT, idler bracket 1 908127 CAPSCREW 1 919358 CAPSCREW 2 919312 LOCKWASHER 2 916950 NUT	
7	526777	1	GUSSET, grain bin support, L. H. front (Used prior to S/N 601)	
	528943	1	GUSSET, grain bin support, L. H. front (Eff. S/N 601 & up) 2 919318 CAPSCREW 1 917397 CAPSCREW 3 919311 LOCKWASHER 3 917372 NUT	

Continued

BIN FRAME (Cont'd.)

ITEM	PART NUMBER	QTY.	DESCRIPTION	ASSEMBLY OR PACKAGE NO.	
8	526769	1	SUPPORT ASSY., grain bin rail, L. H. front (welded) (Used prior to S/N 601)		
	528941	1	SUPPORT ASSY., grain bin rail, L. H. front (welded) (Eff. S/N 601 & up)		
		2	919357 CAPSCREW		
		2	907731 CAPSCREW		
		4	919312 LOCKWASHER		
9	526780	1	RAIL, grain bin, front		
			2	908127 CAPSCREW	
			2	919312 LOCKWASHER	
			2	916950 NUT	
10	526764	1	SUPPORT ASSY., grain bin, R. H. front		
			4	908127 CAPSCREW	
			4	919312 LOCKWASHER	
			4	916950 NUT	
11	526778	1	RAIL, grain bin, R. H.		
			3	908127 CAPSCREW	
			1	907731 CAPSCREW	
			4	919312 LOCKWASHER	
12	528907	1	BRACE, grain bin, R. H. rear (Eff. S/N 601 & up)		
			2	908127 CAPSCREW	
			2	919312 LOCKWASHER	
			2	916950 NUT	
13	528912	1	BRACE, grain bin rear rail (Eff. S/N 601 & up)		
			2	908127 CAPSCREW	
			2	919312 LOCKWASHER	
			2	916950 NUT	



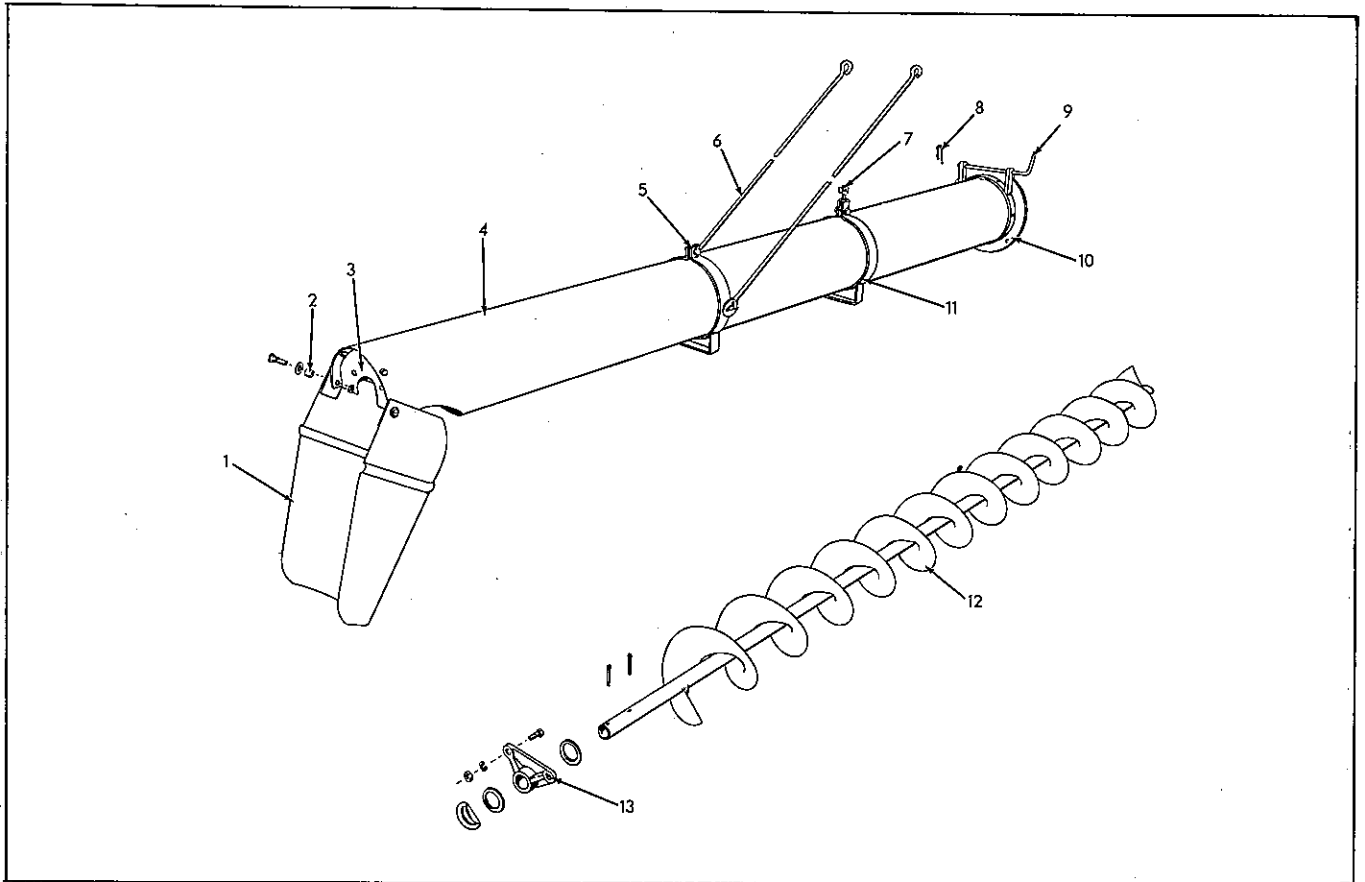
PLATFORM

ITEM	PART NUMBER	QTY.	DESCRIPTION	ASSEMBLY OR PACKAGE NO.
1	526742	1	BRACKET ASSY., conveyer transport	
		4	917397 CAPSCREW	
		4	919311 LOCKWASHER	
		4	917372 NUT	

Continued

PLATFORM (Cont'd.)

ITEM	PART NUMBER	QTY.	DESCRIPTION	ASSEMBLY OR PACKAGE NO.
2	526582	1	SHIELD, bin drive	
			3 908295 CAPSCREW	
			3 907727 CAPSCREW	
			6 919310 LOCKWASHER	
			3 917377 WASHER	
			6 916622 NUT	
3	526562	1	PLATFORM ASSY., tongue (Used prior to S/N 601)	
		1	PLATFORM ASSY., tongue (Eff. S/N 601 & up)	
		2	917397 CAPSCREW	
		1	919318 CAPSCREW	
		3	919311 LOCKWASHER	
4	528902	1	FLOOR, tongue platform, front	



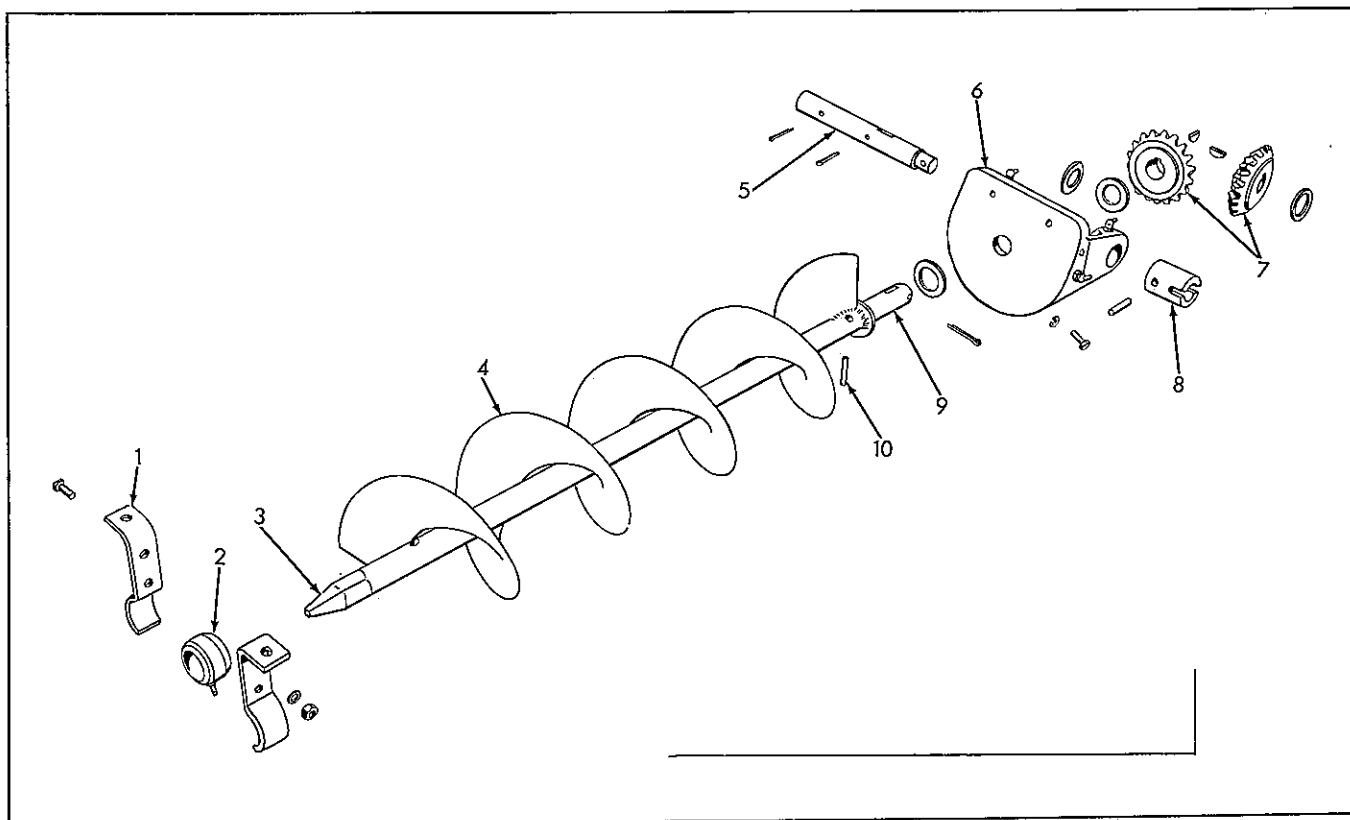
BIN UNLOADING CONVEYOR

ITEM	PART NUMBER	QTY.	DESCRIPTION	ASSEMBLY OR PACKAGE NO.
1	523672	1	SPOUT ASSY., conveyor	
			2 916532 SCREW	
			2 917377 WASHER	
			2 919310 LOCKWASHER	
			2 916622 NUT	
2	509419	2	SPACER, conveyor spout	
3	523688	1	SUPPORT, conveyor bearing	
			2 916081 SCREW, machine	
			2 919310 LOCKWASHER	
			2 916622 NUT	
4	523686	1	TUBE, unloading conveyor	
			6 910296 RIVET	
5	523666	1	BAND ASSY., conveyor brace	
			1 917400 BOLT	
			1 919312 LOCKWASHER	
			1 916950 NUT	

Continued

BIN UNLOADING CONVEYOR (Cont'd.)

ITEM	PART NUMBER	QTY.	DESCRIPTION	ASSEMBLY OR PACKAGE NO.
6	524365	2	BRACE, conveyor 1 919360 CAPSCREW 3 920158 WASHER 1 917421 NUT 1 916950 NUT	
7	526300	1	BOLT ASSY., conveyor tie (Incl. NUT, WASHER & LOCKWASHER)	
8	526745	3	PIN, lock, conveyor brace	
9	523687	1	PIN, hinge	
10	523685	1	HINGE, conveyor half 6 910296 RIVET 2 916431 CAPSCREW 2 919311 LOCKWASHER 2 917372 NUT	
11	523670	1	BAND ASSY., support 1 919360 CAPSCREW 1 919312 LOCKWASHER 1 916950 NUT	
12	523674	1	CONVEYOR ASSY. 2 919330 WASHER 2 918459 PIN, cotter	
13	521541	1	BEARING, conveyor 2 916431 CAPSCREW 2 919311 LOCKWASHER 1 914465 FITTING, lubrication	
14	523079	1	WASHER, special	

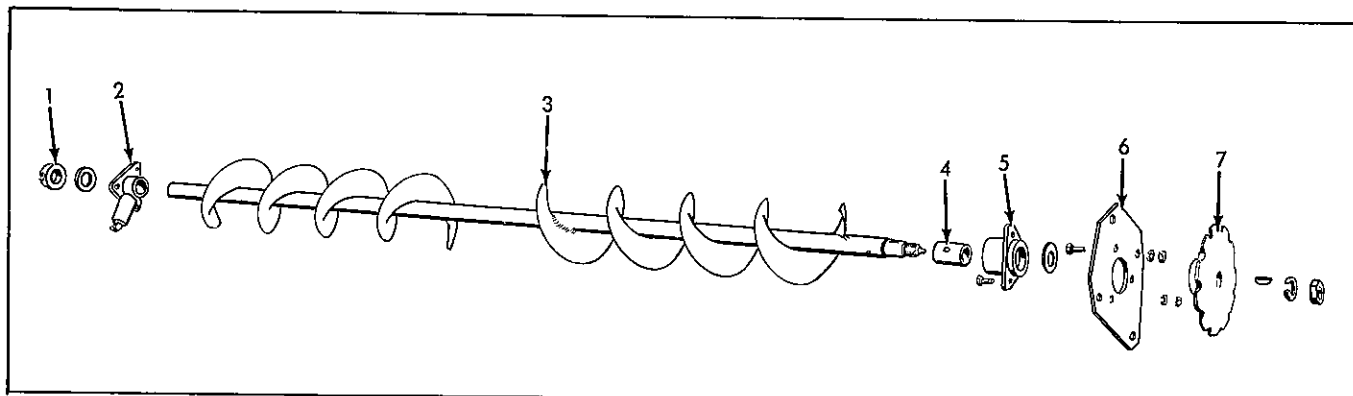


BIN HOPPER CONVEYOR

ITEM	PART NUMBER	QTY.	DESCRIPTION	ASSEMBLY OR PACKAGE NO.
1	523657	2	SUPPORT, hopper conveyor bearing ball 1 916019 CAPSCREW 1 917397 CAPSCREW 1 919310 LOCKWASHER 1 919311 LOCKWASHER	

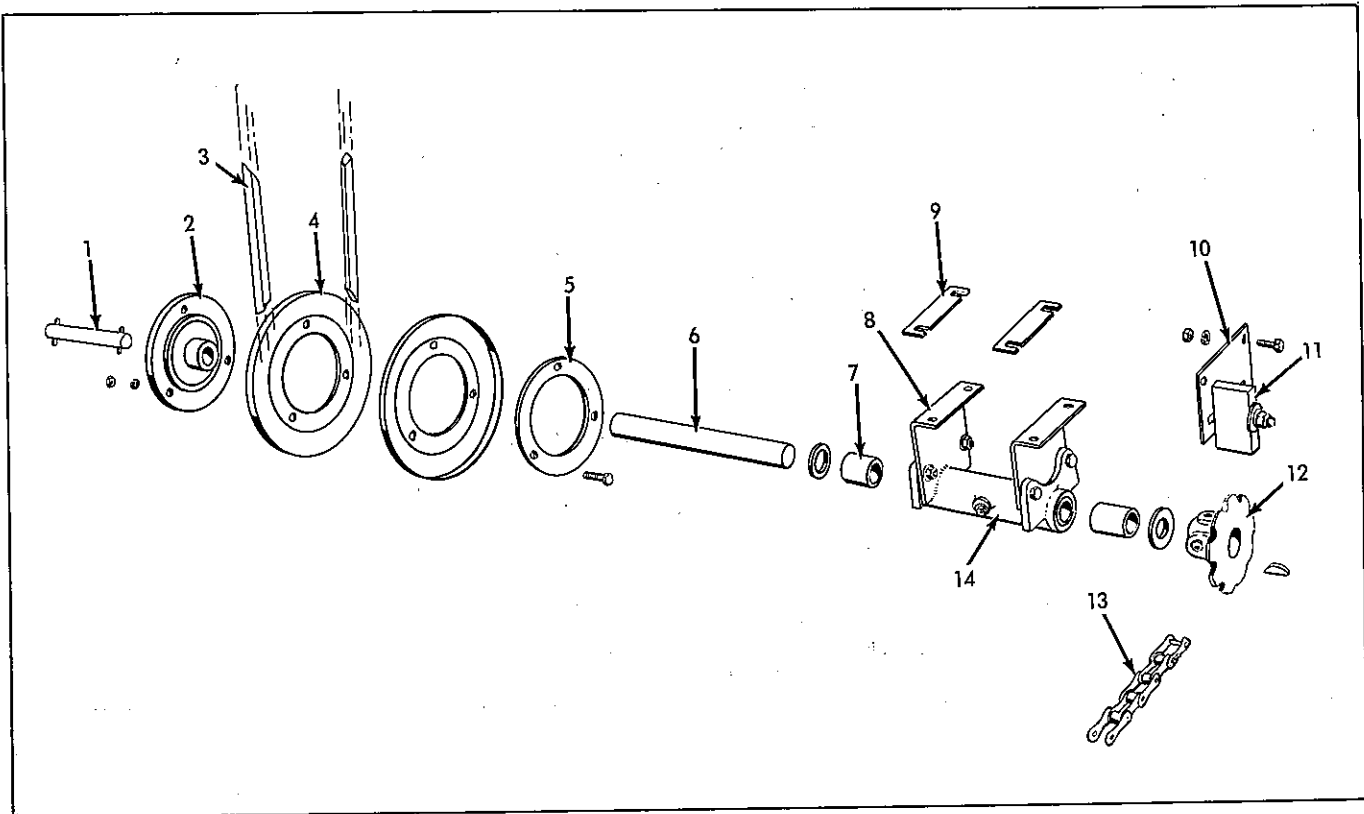
BIN HOPPER CONVEYOR (Cont'd.)

ITEM	PART NUMBER	QTY.	DESCRIPTION	ASSEMBLY OR PACKAGE NO.
2	523656	1	BALL, bin hopper conveyor bearing 1 915273 FITTING, lubrication	
3	523625	1	SHAFT, conveyor stub, upper	
4	523621	1	CONVEYOR ASSY., hopper 1 922092 WASHER	
5	526721	1	COUNTERSHAFT, unloading conveyor, rear 1 922092 WASHER 1 918459 PIN, cotter	
6	523643	1	BRACKET, bevel gear 2 907727 CAPSCREW 3 907731 CAPSCREW 2 919318 CAPSCREW 2 919310 LOCKWASHER 3 919311 LOCKWASHER 2 915276 FITTING, lubrication 1 915275 FITTING, lubrication	
7	523813	2	GEAR, unloading auger, bevel 1 922190 WASHER 1 905126 KEY 1 918459 PIN, cotter	
8	523650	1	COUPLING, conveyor countershaft 1 915523 PIN, roll	
9	523626	1	SHAFT, conveyor stub, lower	
10	521400	2	PIN, conveyor stub shaft	



BIN CONVEYOR

ITEM	PART NUMBER	QTY.	DESCRIPTION	ASSEMBLY OR PACKAGE NO.
1	516090	1	COLLAR ASSY., (Incl. SETSCREW) 1 902872 SETSCREW	
2	523647	1	BEARING, conveyor, rear 3 907727 CAPSCREW 3 910310 LOCKWASHER 1 915275 FITTING, lubrication	
3	526713	1	CONVEYOR ASSY., bin 1 914465 FITTING, lubrication	
4	519515	1	BUSHING (7/8 I.D. x 1-1/2")	
5	526717	1	HOUSING ASSY., bearing, front 3 907727 CAPSCREW 3 919310 LOCKWASHER 1 919392 WASHER	
6	526736	1	PLATE, bin cap 4 908295 CAPSCREW 4 919310 LOCKWASHER 4 916622 NUT	
7	526737	1	SPROCKET, conveyor, driven (11 T) 1 917373 LOCKWASHER 1 922014 NUT 1 905123 KEY 1 919392 WASHER	



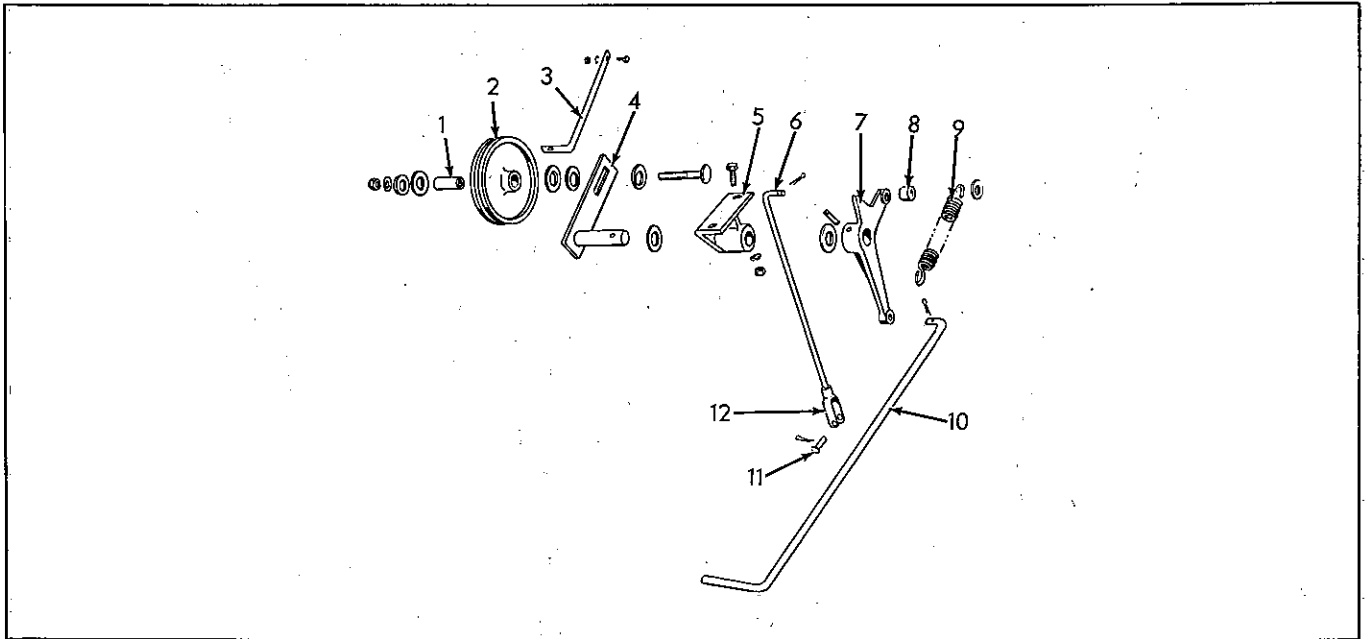
BIN UNLOADER DRIVE

ITEM	PART NUMBER	QTY.	DESCRIPTION	ASSEMBLY OR PACKAGE NO.
1	526638	1	COUNTERSHAFT ASSY., unloading conveyor, center (Incl. 2 PINS)	
			2 915523 PIN, roll	
			2 915751 PIN, roll	
2	526580	1	HUB, countershaft sheave, driven	
			1 919394 WASHER	
			1 915523 PIN	
3	501470	1	BELT, bin drive	
4	509117	2	SHEAVE, countershaft	
			3 919358 CAPSCREW	
			3 919312 LOCKWASHER	
			3 916950 NUT	
5	535522	1	REINFORCEMENT, sheave	
6	526585	1	COUNTERSHAFT, bin unloading conveyor, front	
7	526573	2	BUSHING, countershaft	
8	526581	2	BRACKET, countershaft support	
			2 917397 CAPSCREW	
			2 919311 LOCKWASHER	
			1 922650 BOLT	
			2 917372 NUT	
9	526588	4	SHIM, countershaft bracket	
10	526583	1	PLATE, conveyor drive chain slide	
			1 919318 CAPSCREW	
			1 917397 CAPSCREW	
			2 919311 LOCKWASHER	
			2 917372 NUT	
11	504066	1	SLIDE, idler, chain	
			1 919458 BOLT	
			1 917378 WASHER	
			1 919312 LOCKWASHER	
			1 916950 NUT	
12	526574	1	SPROCKET ASSY., conveyor drive (10T-1" Bore)	
			2 902872 SETSCREW	
			1 919394 WASHER	
			1 905126 KEY	

Continued

BIN UNLOADER DRIVE (Cont'd.)

ITEM	PART NUMBER	QTY.	DESCRIPTION	ASSEMBLY OR PACKAGE NO.
13	-----	1	CHAIN, bin conveyor drive (24 Links) (Incl. 2 OFFSET and 1 CONNECTING LINK)	
			- 918561 LINK, connecting (Cotter pin type)	
			- 918562 LINK, offset	
			- 918563 LINK, roller	
14	921052	-	CHAIN, bulk, 10 ft. length	
	526571	1	HOUSING ASSY., countershaft bearing	
		4	919319 CAPSCREW	
		4	919311 LOCKWASHER	
		1	914465 FITTING, lubrication	



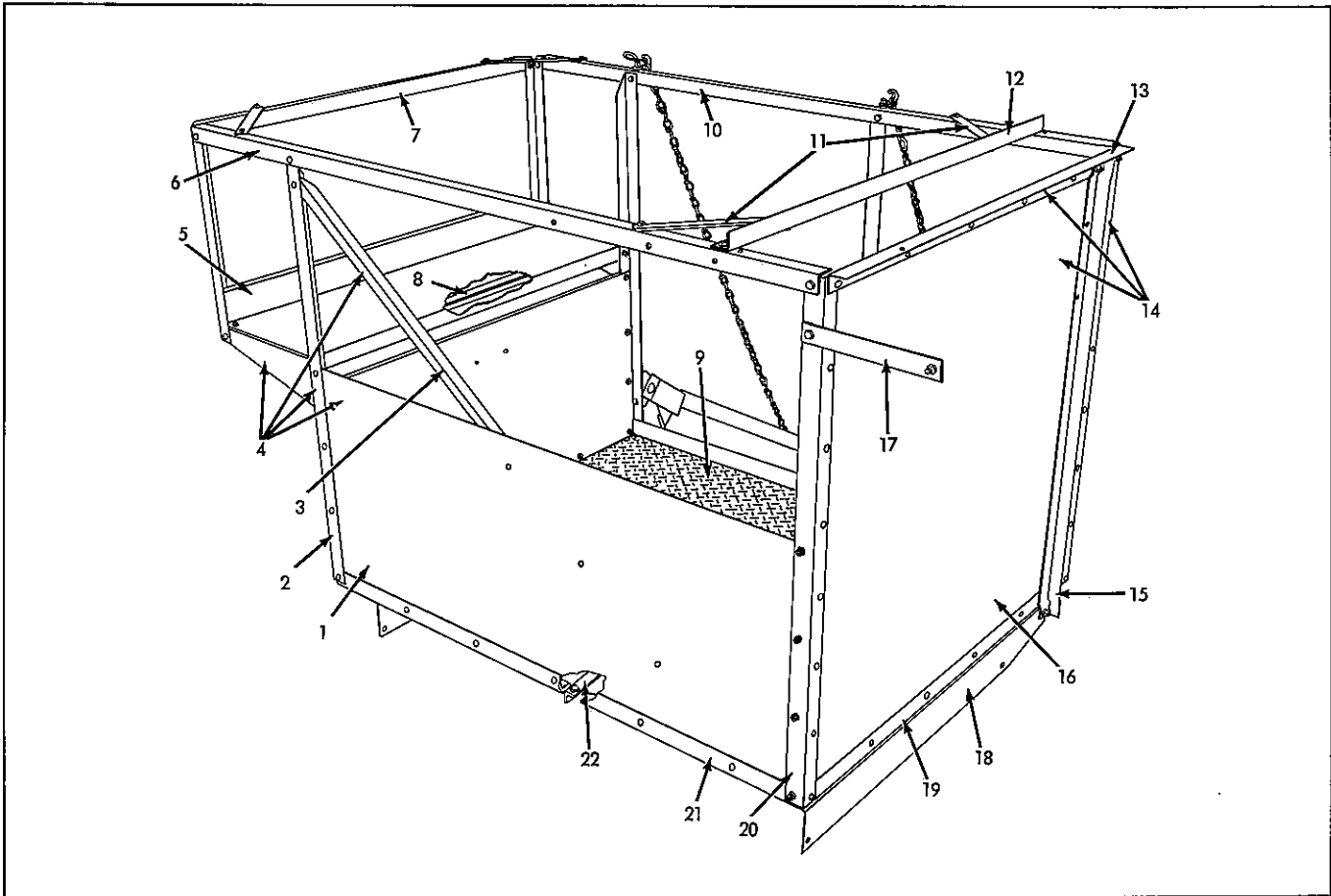
BIN UNLOADING IDLER

ITEM	PART NUMBER	QTY.	DESCRIPTION	ASSEMBLY OR PACKAGE NO.			
1	507216	1	BUSHING, idler				
2	523699	1	IDLER, belt				
			2 918432 WASHER				
			2 919392 WASHER				
			1 912808 FITTING, lubrication				
			1 919389 WASHER				
			1 922101 BOLT				
			1 916960 LOCKWASHER				
			1 916951 NUT				
			3	526584	1	CLIP, drive belt stay	
						1 919413 BOLT	
1 919311 LOCKWASHER							
1 917372 NUT							
4	526568	1	PLATE ASSY., bin unloading idler				
5	526589	1	PIVOT, idler				
			1 907731 CAPSCREW				
			1 919358 CAPSCREW				
			2 919312 LOCKWASHER				
			2 916950 NUT				
			1 914465 FITTING, lubrication				
			6	527396	1	ROD, bin idler, adjustable	
1 918452 PIN, cotter							
1 916956 WASHER							
7	526578	1	BELLCRANK, unloading idler				
			1 919392 WASHER				
			1 915523 PIN				
8	503217	1	SPACER, adjustable control rod				

Continued

BIN UNLOADING IDLER (Cont'd.)

ITEM	PART NUMBER	QTY.	DESCRIPTION	ASSEMBLY OR PACKAGE NO.
9	536300	1	SPRING, idler (Supersedes 526577)	
10	526586	1	ROD, bin unloading idler	
	2 918452		PIN, cotter	
11	238326	1	PIN, yoke	
	1 918448		PIN, cotter	
12	917664	1	YOKE, rod end, adjustable	



BAGGER
Left Rear View

ITEM	PART NUMBER	QTY.	DESCRIPTION	ASSEMBLY OR PACKAGE NO.
1	528444	1	SHEET, platform side, L. H.	
	3 910994		RIVET	
	9 910516		RIVET	
	4 908295		CAPSCREW	
	4 919310		LOCKWASHER	
	4 916622		NUT	
2	528443	1	POST, platform, L. H. front	
	4 910994		RIVET	
	2 910516		RIVET	
3	528445	1	BRACE, L. H. side	
	2 910994		RIVET	
	3 910516		RIVET	
4	528441	1	FRAME ASSY., platform, L. H.	
	5 917397		CAPSCREW	
	4 907727		CAPSCREW	
	5 919311		LOCKWASHER	
	4 919310		LOCKWASHER	
	5 917372		NUT	
	4 916622		NUT	

Continued

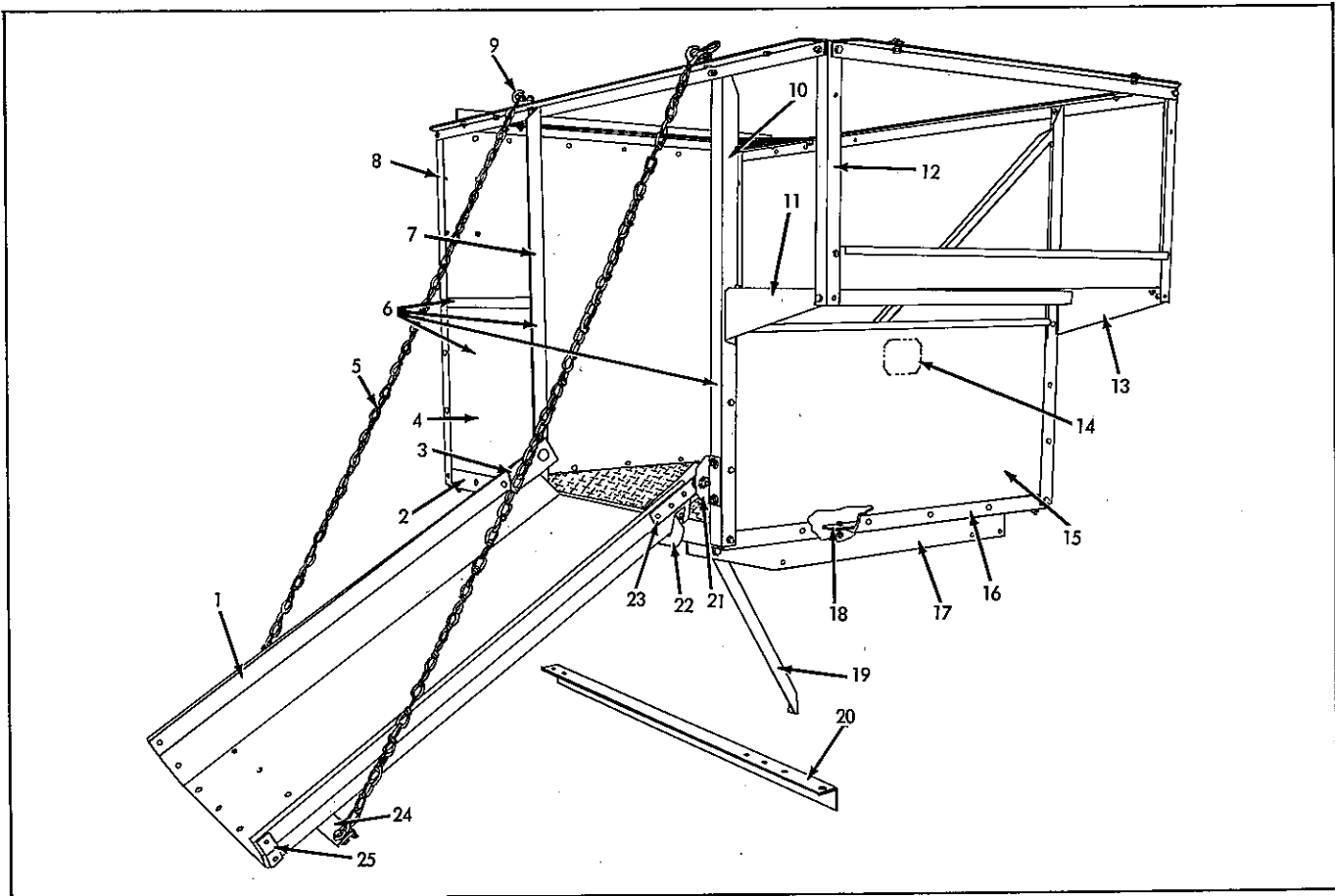
BAGGER (Cont'd.)
Left Rear View

ITEM	PART NUMBER	QTY.	DESCRIPTION	ASSEMBLY OR PACKAGE NO.
5	528456	1	SEAT, platform 2 908295 CAPSCREW 4 917397 CAPSCREW 2 919310 LOCKWASHER 4 919311 LOCKWASHER	
6	528442	1	RAIL, platform top, L. H. 2 910994 RIVET 1 917397 CAPSCREW 1 919311 LOCKWASHER 1 917372 NUT	
7	528455	1	RAIL, platform seat back 2 917397 CAPSCREW 2 919311 LOCKWASHER 2 917372 NUT	
8	528457	1	SUPPORT, platform seat 2 917397 CAPSCREW 2 919311 LOCKWASHER 2 917372 NUT	
9	528454	1	FLOOR, platform 12 917397 CAPSCREW 12 919311 LOCKWASHER 12 917372 NUT	
10	528434	1	RAIL, platform top, R. H. 2 910994 RIVET 1 917397 CAPSCREW 1 919311 LOCKWASHER 1 917372 NUT	
11	528431	4	BRACE, platform top rail 2 917397 CAPSCREW 2 919311 LOCKWASHER 2 917372 NUT	
12	528459	1	SUPPORT, bagging spout 2 917397 CAPSCREW 2 919311 LOCKWASHER 2 917372 NUT	
13	528428	1	RAIL, platform, top rear 2 910994 RIVET	
14	528424	1	SHIELD ASSY., platform, rear (Incl. SHIELD, POSTS & RAILS) 6 917397 CAPSCREW 6 908295 CAPSCREW 2 907727 CAPSCREW 6 919311 LOCKWASHER 8 919310 LOCKWASHER 6 917372 NUT 8 916622 NUT	
15	528476	1	REINFORCEMENT, rear panel 2 908127 CAPSCREW 2 919312 LOCKWASHER 2 916950 NUT	
16	528425	1	SHEET, platform, rear 20 910516 RIVET	
17	528477	1	BRACE, platform back sheet, L. H. 2 917397 CAPSCREW 2 919311 LOCKWASHER 2 917372 NUT	
18	528479	1	SUPPORT, platform rear 2 908127 CAPSCREW 3 917397 CAPSCREW 2 919312 LOCKWASHER 3 919311 LOCKWASHER 2 916950 NUT 3 917372 NUT	
19	528429	1	RAIL, platform, bottom 4 917397 CAPSCREW 4 919311 LOCKWASHER 4 917372 NUT	
20	528427	1	POST, platform, L. H. rear 2 910994 RIVET	

Continued

BAGGER (Cont'd.)
Left Rear View

ITEM	PART NUMBER	QTY.	DESCRIPTION	ASSEMBLY OR PACKAGE NO.
21	528446	1	RAIL, platform bottom, L. H.	
			4 917397 CAPSCREW	
			4 919311 LOCKWASHER	
			4 910516 RIVET	
			2 910994 RIVET	
22	528450	1	REINFORCEMENT ASSY., floor, center (Welded)	
			2 917397 CAPSCREW	
			2 919311 LOCKWASHER	
			2 917372 NUT	



BAGGER
Right Front View

ITEM	PART NUMBER	QTY.	DESCRIPTION	ASSEMBLY OR PACKAGE NO.
1	528461	1	CHUTE ASSY. (Incl. STIFFENER RODS)	
	528460	1	CHUTE ASSY., complete (Incl. CHUTE, STIFFENERS, SUPPORTS & CHAINS)	
			2 922607 BOLT	
			4 918431 WASHER	
			2 919334 NUT, lock	
2	528435	1	RAIL, platform, bottom, R. H.	
			4 917397 CAPSCREW	
			4 919311 LOCKWASHER	
			4 917372 NUT	
3	500427	2	GUARD, sack chute hinge	
4	528440	1	SHEET, platform side, R. H.	
			5 910516 RIVET	
			1 910994 RIVET	

Continued

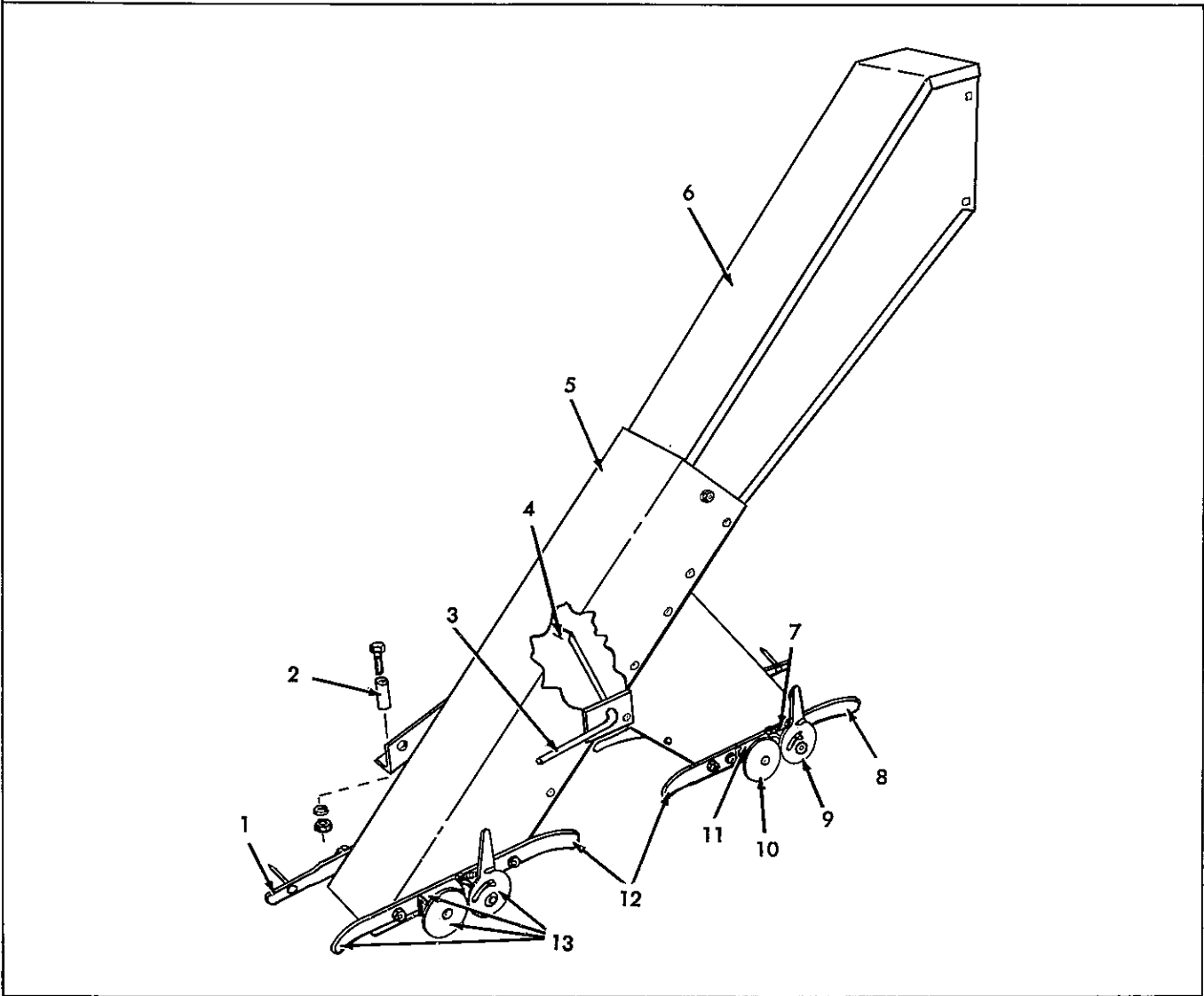
BAGGER (Cont'd.)
Right Front View

ITEM	PART NUMBER	QTY.	DESCRIPTION	ASSEMBLY OR PACKAGE NO.
5	528467	2	CHAIN, sack chute	
			1 907731 CAPSCREW	
			1 919312 LOCKWASHER	
			1 917378 WASHER	
			1 916950 NUT	
6	528433	1	FRAME ASSY., platform, R. H. (Riveted) (Incl. RAILS, POSTS, SEAT BRACKET & SHIELD)	
			1 907727 CAPSCREW	
			3 908295 CAPSCREW	
			4 917397 CAPSCREW	
			4 919311 LOCKWASHER	
			4 919310 LOCKWASHER	
			4 917372 NUT	
			4 916622 NUT	
7	528439	1	POST, chute	
			1 910994 RIVET	
			1 911553 RIVET	
			3 910516 RIVET	
8	528426	1	POST, platform, R. H. rear	
			2 910994 RIVET	
9	500404	2	HOOK, sack chute chain	
			1 907731 CAPSCREW	
			1 919312 LOCKWASHER	
			1 916950 NUT	
10	528438	1	POST, platform, R. H. front	
			1 910994 RIVET	
			1 911553 RIVET	
11	528437	1	BRACKET, seat, R. H.	
			3 910994 RIVET	
12	528436	2	POST, platform seat	
			1 910994 RIVET	
			1 911553 RIVET	
13	502253	1	BRACKET, seat, L. H.	
			3 910994 RIVET	
14	525103	1	SIGN, safety	
			2 916079 SCREW	
			2 910533 LOCKWASHER	
			2 916621 NUT	
15	528453	1	SHEET, platform, front	
			6 908295 CAPSCREW	
			6 919310 LOCKWASHER	
			4 910516 RIVET	
16	528429	1	RAIL, platform, bottom	
			4 917397 CAPSCREW	
			4 919311 LOCKWASHER	
17	528447	1	SUPPORT ASSY., platform, front	
			2 908127 CAPSCREW	
			4 917397 CAPSCREW	
			2 919312 LOCKWASHER	
			4 919311 LOCKWASHER	
			2 916950 NUT	
			4 917372 NUT	
18	528449	2	SHIM, platform floor, front and rear	
19	528458	1	BRACE, platform floor	
			1 918212 CAPSCREW	
			1 918199 LOCKWASHER	
			1 918213 NUT	
20	528478	1	RAIL, platform support, R. H.	
			2 907731 CAPSCREW	
			2 919312 LOCKWASHER	
			2 916950 NUT	
21	500390	1	ANGLE, sack chute hinge	
			2 908127 CAPSCREW	
			2 919312 LOCKWASHER	
			2 916950 NUT	
22	528464	1	STIFFENER, sack chute end, upper	
			6 910516 RIVET	
23	500423	2	HINGE, sack chute	
			1 922607 BOLT	
			1 918431 BOLT	
			1 919334 NUT	

Continued

BAGGER (Cont'd.)
Right Front View

ITEM	PART NUMBER	QTY.	DESCRIPTION	ASSEMBLY OR PACKAGE NO.
24	528466	1	SUPPORT, sack chute	
		4	910516 RIVET	
25	528465	1	STIFFENER, sack chute end, lower	
		8	915261 RIVET	



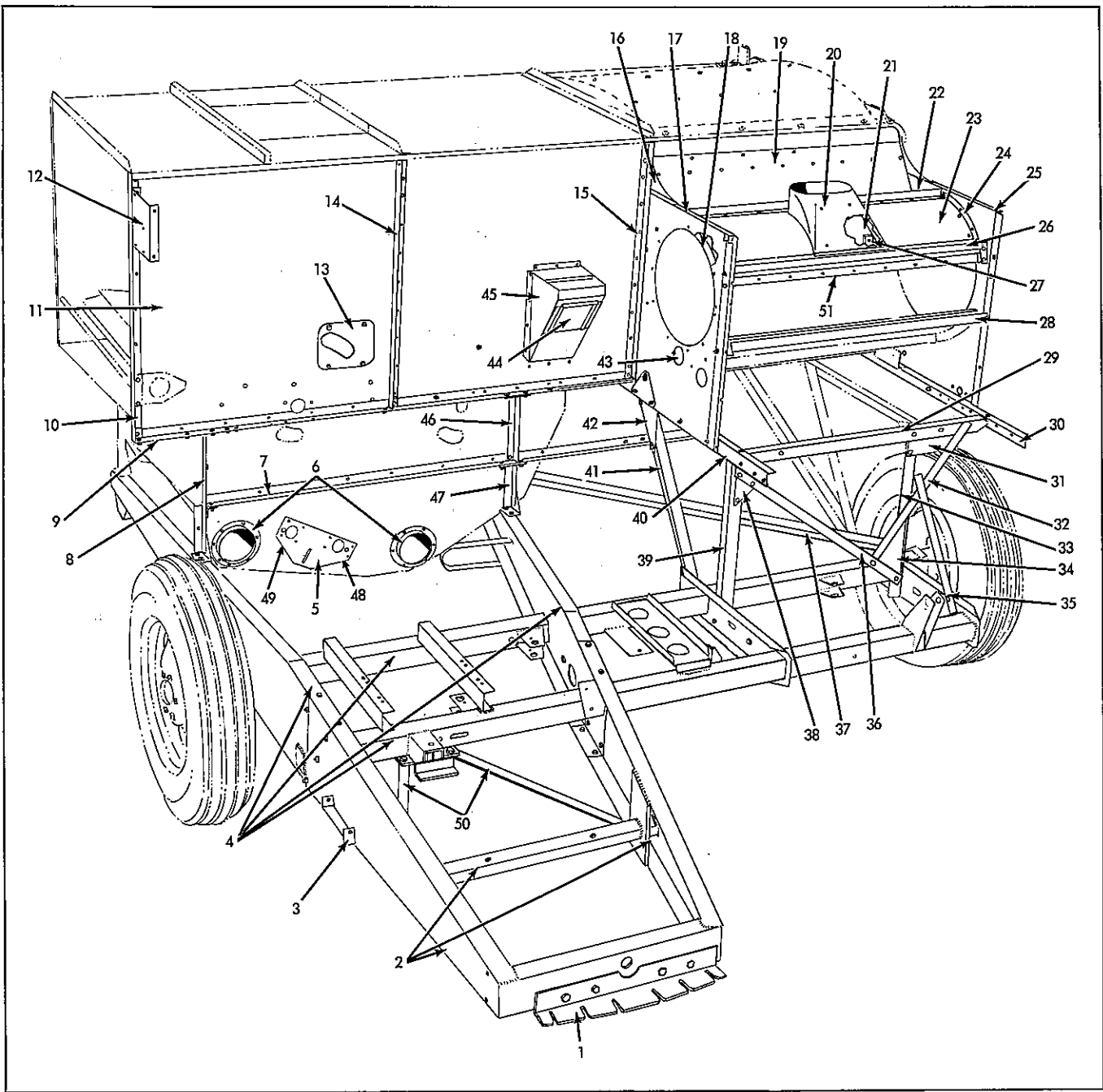
BAGGER SPOUT

ITEM	PART NUMBER	QTY.	DESCRIPTION	ASSEMBLY OR PACKAGE NO.
1	504303	2	HOLDER ASSY., bag, rear	
		2	907722 SCREW, machine	
		2	919310 LOCKWASHER	
		2	916622 NUT	
2	535558	3	SPACER, bagging spout (1" long)	
3	503783	1	PIVOT, valve	
4	503781	1	VALVE ASSY., bagger spout	
5	528469	1	SPOUT ASSY., bagger "Y"	
		3	919316 CAPSCREW	
		4	919310 LOCKWASHER	
		1	919308 SCREW, machine	
		1	916622 NUT	

Continued

BAGGER SPOUT (Cont'd.)

ITEM	PART NUMBER	QTY.	DESCRIPTION	ASSEMBLY OR PACKAGE NO.
6	528471	1	SPOUT ASSY., elevator 4 919338 BOLT 4 919310 LOCKWASHER 4 919326 WASHER 4 916622 NUT	
7	504302	2	SPRING, trigger 1 917393 SCREW 1 922097 LOCKWASHER 1 917385 NUT	
8	505860	1	HOLDER ASSY., bag, front, L. H. (Incl. BRACKET, TRIGGER, SPRING & DISC) 2 907722 SCREW 2 919310 LOCKWASHER 2 916622 NUT	
9	505820	2	TRIGGER, bag holder 1 910282 RIVET 1 910531 WASHER	
10	504289	2	DISC, bag holder 1 910282 RIVET	
11	505821	2	BRACKET ASSY., bag holder 2 907722 SCREW 2 919310 LOCKWASHER 2 916622 NUT	
12	504292	2	HOLDER, bag, front 2 907722 SCREW 2 919310 LOCKWASHER 2 916622 NUT	
13	505859	1	HOLDER ASSY., bag, front, R. H. (Incl. BRACKET, TRIGGER, SPRING & DISC) 2 907722 SCREW 2 919310 LOCKWASHER 2 916622 NUT	



SEPARATOR HOUSING & MAIN FRAME
Front View

ITEM	PART NUMBER	QTY.	DESCRIPTION	ASSEMBLY OR PACKAGE NO.
1	526677	1	QUADRANT ASSY., swinging tongue	
	4 908304		CAPSCREW	
	4 916960		LOCKWASHER	
	4 916951		NUT	
2	526675	1	FRAME ASSY., main, front	
	18 918212		CAPSCREW	
	18 918199		LOCKWASHER	
	18 918213		NUT	
3	526812	1	SUPPORT ASSY., bin unloading conveyor transport	
	2 917397		CAPSCREW	
	2 919311		LOCKWASHER	
	2 917372		NUT	
4	526690	1	FRAME ASSY., main	

Continued

SEPARATOR HOUSING & MAIN FRAME.(Cont'd.)

Front View

ITEM	PART NUMBER	QTY.	DESCRIPTION	ASSEMBLY OR PACKAGE NO.
5	527038	1	REINFORCEMENT ASSY., separator drive shaft, front-outer	
			2 915261 RIVET	
6	501602	2	RING, Auger housing	
			3 910516 RIVET	
			3 913612 RIVET	
7	527046	1	SILL, separator sub; front	
8	527025	1	POST ASSY., shoe housing, front	
			2 919357 CAPSCREW	
			2 919312 LOCKWASHER	
			2 916950 NUT	
9	527263	1	SILL, separator housing, front	
			18 910516 RIVET	
			3 910925 RIVET	
10	527268	1	POST, separator front, R. H.	
			3 910516 RIVET	
			1 910925 RIVET	
11	527257	1	SIDE, separator, R. H. front	
			24 910516 RIVET	
			3 910925 RIVET	
12	526739	1	TIE, bin to separator	
			4 917397 CAPSCREW	
			4 919311 LOCKWASHER	
			4 917372 NUT	
13	527588	1	PLATE, straw rack drive shaft	
			4 919338 BOLT	
			4 919310 LOCKWASHER	
			4 916622 NUT	
14	527267	2	POST, separator, rear, L. H. center and front R. H. center	
			6 910516 RIVET	
			1 910925 RIVET	
15	527266	1	POST, separator front, L. H. center	
			4 910516 RIVET	
			1 910925 RIVET	
16	527174	1	PLATE, cylinder discharge, R. H. end (Prior to S/N 4101)	
	532159	1	PLATE, cylinder discharge, R. H. end (S/N 4101 & up)	
			3 910282 RIVET	
			2 910516 RIVET	
17	526616	1	PLATE ASSY., cylinder side, R. H. (Riveted) (Prior to S/N 4101)	
	532184	1	PLATE ASSY., cylinder side, R. H. (Riveted) (S/N 4101 & up)	
			3 919318 CAPSCREW	
			1 917397 CAPSCREW	
			3 916946 BOLT	
			1 919357 CAPSCREW	
			4 919311 LOCKWASHER	
			4 919312 LOCKWASHER	
			4 910516 RIVET	
			1 910925 RIVET	
18	527172	1	SUPPORT, cylinder housing, R. H. (Prior to S/N 5602)	
	532317	1	SUPPORT, cylinder housing, R. H. (S/N 5602 & up)	
			5 910282 RIVET	
			3 910516 RIVET	
			2 915261 RIVET	
			1 910296 RIVET	
19	527181	1	COVER, cylinder discharge (Prior to S/N 4101)	
	532165	1	COVER, cylinder discharge (S/N 4101 & up)	
			3 910280 RIVET	
			1 910282 RIVET	
			9 910516 RIVET	
20	527156	1	BOOT ASSY., tailings spout (Prior to S/N 5602)	
	532310	1	BOOT ASSY., tailings spout (S/N 5602 & up)	
			6 910282 RIVET	
21	502370	1	CUSHION, tailings spout boot (Rubber) (Prior to S/N 5602)	
	532314	1	CUSHION, tailings spout boot (Rubber) (S/N 5602 & up)	
			4 911008 RIVET	
22	527170	2	REINFORCEMENT, cylinder housing (Prior to S/N 5602)	
	532342	2	REINFORCEMENT, cylinder housing (S/N 5602 & up)	
			2 915261 RIVET	
			4 910516 RIVET	

Continued

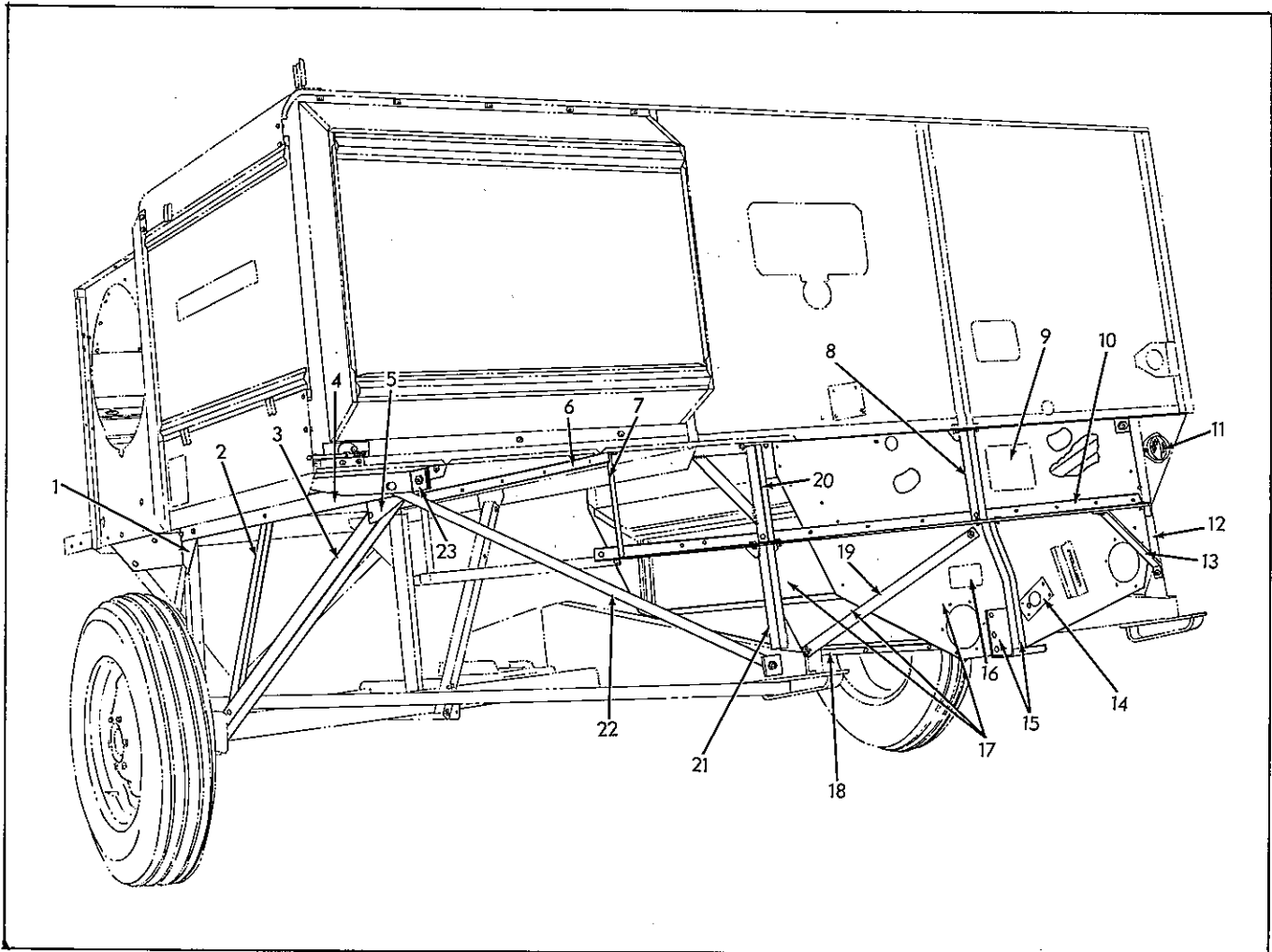
SEPARATOR HOUSING & MAIN FRAME (Cont'd.)
Front View

ITEM	PART NUMBER	QTY.	DESCRIPTION	ASSEMBLY OR PACKAGE NO.
23	526619	1	HOUSING ASSY., cylinder (Incl. HOUSING, BOOT ASSY., SUPPORTS, REINFORCEMENT & STIFFENER) (Prior to S/N 4101)	
	532188	1	HOUSING ASSY., cylinder (Incl. HOUSING, BOOT ASSY., SUPPORTS, REINFORCEMENT & STIFFENER (S/N 4101 thru 5601)	
	532309	1	HOUSING ASSY., cylinder (Incl. HOUSING, BOOT ASSY., SUPPORTS, REINFORCEMENT & STIFFENER (S/N 5602 & up)	
			17 910282 RIVET	
			9 910516 RIVET	
	527171	1	HOUSING, cylinder (Prior to S/N 5602)	
	532316	1	HOUSING, cylinder (S/N 5602 & up)	
			7 910516 RIVET	
			4 915261 RIVET	
			2 910296 RIVET	
24			10 910282 RIVET	
	527173	1	SUPPORT, cylinder housing, L. H. (Prior to S/N 5602)	
	532320	1	SUPPORT, cylinder housing, L. H. (S/N 5602 & up)	
			3 910282 RIVET	
			5 910516 RIVET	
			2 915261 RIVET	
25			1 910296 RIVET	
	526617	1	PLATE ASSY., cylinder side, L. H. (Riveted) (Prior to S/N 4101)	
	532185	1	PLATE ASSY., cylinder side, L. H. (Riveted) (S/N 4101 & up)	
	527162	1	PLATE ASSY., cylinder side, L. H.	
			2 917397 CAPSCREW	
			2 918318 CAPSCREW	
			3 916946 BOLT	
26			4 919311 LOCKWASHER	
			3 919312 LOCKWASHER	
	527197	1	SUPPORT ASSY., cylinder beater door (Prior to S/N 5602)	
	532441	1	SUPPORT ASSY., cylinder beater door (S/N 5602 & up)	
			2 912371 CAPSCREW	
27			2 919311 LOCKWASHER	
			2 917372 NUT	
	528485	1	REINFORCEMENT, spout cushion (Prior to S/N 5602)	
	527150	1	FRAME ASSY., ledger plate	
28			2 919357 BOLT	
			2 916947 BOLT	
			4 919312 LOCKWASHER	
			4 916950 NUT	
29	526748	1	RAIL, cylinder transverse	
30			3 910523 RIVET	
			2 910522 RIVET	
	527178	1	RAIL, cylinder & separator, L. H.	
31			2 918212 CAPSCREW	
			2 918199 LOCKWASHER	
			2 918213 NUT	
	526750	1	GUSSET, cylinder transverse rail	
32			3 910522 RIVET	
			2 910523 RIVET	
	526755	1	BRACE, cylinder transverse rail, L. H.	
33			2 910522 RIVET	
			2 910523 RIVET	
	526749	1	POST, cylinder frame support, L. H.	
			3 910523 RIVET	
			1 910522 RIVET	
			2 918212 CAPSCREW	
34			2 918199 LOCKWASHER	
			2 918213 NUT	
	526754	1	GUSSET, cylinder frame brace, L. H.	
			2 910522 RIVET	
35			2 910523 RIVET	
	526772	1	BRACE ASSY., cylinder frame support, post	
			1 918212 CAPSCREW	
			1 916432 CAPSCREW	
			2 918199 LOCKWASHER	
36			2 918213 NUT	
	526752	1	BRACE, cylinder transverse rail, R. H.	
			2 910522 RIVET	
			2 910523 RIVET	

Continued

SEPARATOR HOUSING & MAIN FRAME (Cont'd.)
Front View

ITEM	PART NUMBER	QTY.	DESCRIPTION	ASSEMBLY OR PACKAGE NO.	
37	526776	1	BRACE, axle to L. H. frame member (Used prior to S/N 601)		
			1 908304 CAPSCREW		
			2 916966 LOCKWASHER		
	38	528926	1	BRACE, axle to L. H. frame member (S/N 601 & up)	
				2 916951 NUT	
				1 922099 BOLT	
1 920164 BOLT					
39	526751	1	2 916966 LOCKWASHER		
			2 916951 NUT		
			3 910522 RIVET		
40	526753	1	GUSSET, cylinder frame brace, R. H.		
			2 910523 RIVET		
			2 910523 RIVET		
41	527169	1	POST, cylinder frame support, R. H.		
			1 910522 RIVET		
			2 918212 CAPSCREW		
			2 918199 LOCKWASHER		
			2 918213 NUT		
			2 918213 NUT		
42	527169	1	RAIL, cylinder & separator, R. H.		
			2 919357 CAPSCREW		
			2 918212 CAPSCREW		
			2 919312 LOCKWASHER		
			2 918199 LOCKWASHER		
			2 916950 NUT		
43	526762	1	BRACE, cylinder frame, R. H. (Used prior to S/N 601)		
			2 918213 NUT		
			2 918199 LOCKWASHER		
44	528906	1	BRACE, cylinder frame, R. H. (S/N 601 & up)		
			2 920676 CAPSCREW (HT)		
			2 918199 LOCKWASHER		
45	526763	1	GUSSET, cylinder and separator rail, front		
			2 918213 NUT		
			2 910310 RIVET		
46	517661	1	COVER, cylinder cap inspection		
			1 919338 BOLT		
			1 917377 WASHER		
			1 919310 LOCKWASHER		
47	526923	1	DOOR, chute hopper		
			14 911200 RIVET		
48	526912	1	HOPPER ASSY., elevator chute		
			3 917397 CAPSCREW		
49	527036	3	POST ASSY., shoe housing, front & rear, upper		
			1 919362 BOLT		
			2 919311 LOCKWASHER		
			1 919312 LOCKWASHER		
			2 917372 NUT		
			1 916950 NUT		
50	527031	1	POST ASSY., shoe housing, front lower		
			4 915261 RIVET		
51	527058	1	REINFORCEMENT, lower, inner		
			4 915261 RIVET		
52	527055	1	REINFORCEMENT, upper, inner		
			4 915261 RIVET		
53	528916	2	BRACE, frame front, diagonal		
			3 916943 BOLT		
54	532318	1	EXTENSION ASSY., cylinder housing (S/N 5602 & up)		
			2 916944 BOLT		
			3 919311 LOCKWASHER		
			2 919310 LOCKWASHER		
			5 910880 NUT		



SEPARATOR HOUSING & MAIN FRAME
Rear View

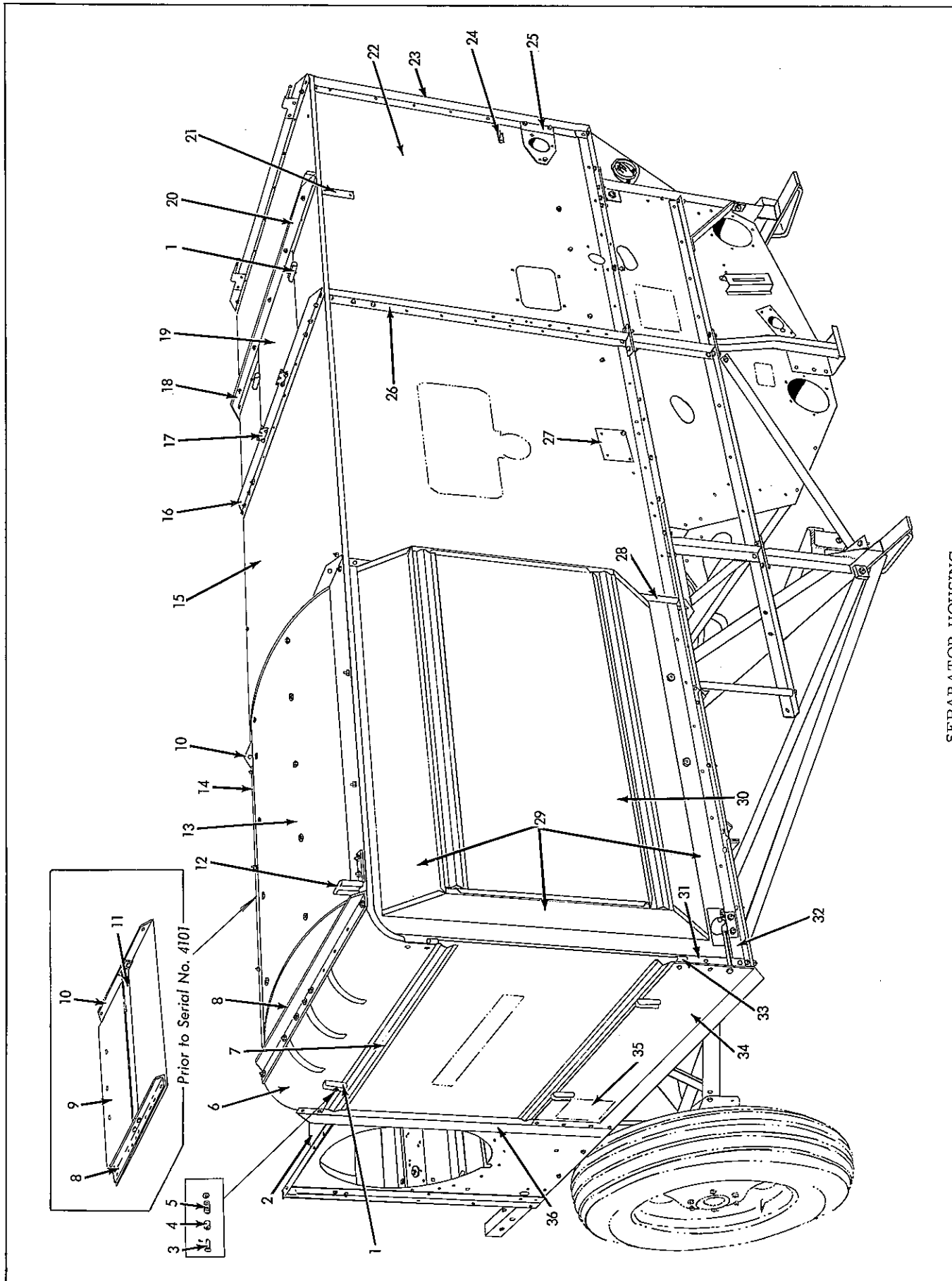
ITEM	PART NUMBER	QTY.	DESCRIPTION	ASSEMBLY OR PACKAGE NO.
1	526775	1	GUSSET, cylinder and separator, inner, front	
2	526760	1	BRACE, cylinder frame, inner	
3	526759	1	BRACE, cylinder & separator rail, inner	
			2 910310 RIVET	
			1 910522 RIVET	
			2 908127 CAPSCREW	
			2 919312 LOCKWASHER	
			2 916950 NUT	
4	526757	1	RAIL, cylinder and separator, inner	
			3 910310 RIVET	
			1 910522 RIVET	
			2 908127 CAPSCREW	
			2 919312 LOCKWASHER	
			2 916950 NUT	
5	526758	1	GUSSET, cylinder & separator rail, inner, rear	
			3 910310 RIVET	
			1 910522 RIVET	
			2 916950 NUT	
6	527115	1	SUPPORT, grain drag, floor	
			2 916431 CAPSCREW	
			2 919311 LOCKWASHER	
			2 917372 NUT	

Continued

SEPARATOR HOUSING & MAIN FRAME (Cont'd.)
Rear View

ITEM	PART NUMBER	QTY.	DESCRIPTION	ASSEMBLY OR PACKAGE NO.		
7	527052	2	SPACER, sill to sub - sill (Used prior to S/N 601)			
			2 917397 CAPSCREW			
			2 919311 LOCKWASHER			
7	528923	2	SPACER, sill to sub - sill (pipe) (S/N 601 & up)			
			1 919286 BOLT			
			1 919312 LOCKWASHER			
8	527036	3	POST ASSY., shoe housing, front and rear, upper			
			3 917397 CAPSCREW			
			3 919311 LOCKWASHER			
9	522467	1	TRANSFER, belt diagram			
			10 527047	1	SILL, separator sub, rear	
			11 641469	1	MARKER, red	
12	530114	1	POST ASSY., shoe housing, rear (Supersedes 527029)			
			2 919357 CAPSCREW			
			2 919312 LOCKWASHER			
13	528921	1	BRACE, conveyor housing, rear			
			1 917397 CAPSCREW			
			1 916431 CAPSCREW			
14	527040	1	REINFORCEMENT ASSY., separator drive shaft bearing			
			2 915261 RIVET			
			15 527021	1	GUARD ASSY., conveyor drive	
16	529714	1	TRANSFER, separator drive shaft			
			17 526599	1	HOUSING ASSY., conveyor (Incl. SIDES & BOTTOM) (Welded)	
			18 527051	1	COVER, conveyor housing chute	
19	530109	2	BRACE, frame, R. H.			
			2 918212 CAPSCREW			
			2 918199 LOCKWASHER			
20	530113	1	POST ASSY., separator, center, upper			
			3 917397 CAPSCREW			
			3 919311 LOCKWASHER			
21	527033	1	POST ASSY., shoe hanger, rear, lower			
			2 917397 CAPSCREW			
			1 919357 CAPSCREW			
22	530110	1	BRACE, frame, L. H.			
			2 918212 CAPSCREW			
			2 918199 LOCKWASHER			
23	530115	1	BRACKET ASSY., frame brace, L. H.			
			2 908127 BOLT			
			2 919312 LOCKWASHER			
			2 916950 NUT			

Used on S/N 601 & up



SEPARATOR HOUSING
Top View

SEPARATOR HOUSING
Top View

ITEM	PART NUMBER	QTY.	DESCRIPTION	ASSEMBLY OR PACKAGE NO.
1	520477	5	LATCH, separator door	
2	527175	1	PLATE, cylinder discharge, L. H. end	
		3	910516 RIVET	
3	501210	5	PIN, door latch	
		1	917377 WASHER	
		1	919313 PIN, cotter	
4	523554	3	SPACER, door latch spring (End door upper latch and top door latch)	
5	501107	5	SPRING, door latch	
	527262	1	END, separator deck, L. H. (Used prior to S/N 601)	
	529090	1	END, separator deck, L. H. (S/N 601 & up)	
6		5	910280 RIVET	
		8	908295 CAPSCREW	
		8	919310 LOCKWASHER	
		8	916622 NUT	
	523241	1	DOOR ASSY., end (Used prior to S/N 601)	
		2	910170 SCREW	
7		2	919310 LOCKWASHER	
		2	916622 NUT	
	528927	1	DOOR ASSY., end (S/N 601 thru 4100)	
	532151	1	DOOR ASSY., end (S/N 4101 & up)	
	529094	1	SUPPORT, deck, L. H. (Prior to S/N 4101)	
	532160	1	SUPPORT, deck, L. H. (S/N 4101 & up)	
8		4	910282 RIVET	
		2	916431 CAPSCREW	
		2	919311 LOCKWASHER	
		2	917642 WASHER	
	527261	1	SHEET, deck, L. H. (Used prior to S/N 601)	
	529089	1	SHEET, deck, L. H. (S/N 601 thru 4101)	
9		2	910516 RIVET	
		5	910280 RIVET	
		2	915261 RIVET	
		6	919317 CAPSCREW	
		6	919311 LOCKWASHER	
		6	917372 NUT	
	527275	1	ANGLE, deck, L. H. (Used prior to S/N 601)	
	529097	1	ANGLE, deck, L. H. (S/N 601 thru 4100)	
	532157	1	ANGLE, deck, L. H. (S/N 4101 & up)	
10		2	910516 RIVET	
		2	915261 RIVET	
		2	919318 CAPSCREW	
		2	919311 LOCKWASHER	
		2	917372 NUT	
11	529083	1	SUPPORT ASSY., cylinder discharge comb (Used prior to S/N 4101)	
		4	917397 BOLT	
		4	919311 LOCKWASHER	
		4	917372 NUT	
12	523508	1	SOCKET ASSY., lamp bracket	
		1	916431 BOLT	
		1	917397 BOLT	
		2	919311 LOCKWASHER	
		1	917642 WASHER	
13	532145	1	DOME ASSY., separator housing (S/N 4101 & up)	
		3	919317 CAPSCREW	
		4	919338 BOLT	
		3	919311 LOCKWASHER	
		4	919310 LOCKWASHER	
		3	917372 NUT	
		4	916622 NUT	
14	532158	1	FILLER, deck, front (S/N 4101 & up)	
		3	919317 CAPSCREW	
		1	917397 CAPSCREW	
		4	919311 LOCKWASHER	
		4	917372 NUT	
15	527260	1	SHEET, deck, R. H.	
		14	910516 RIVET	
		8	915261 RIVET	
		2	919317 CAPSCREW	
		2	919311 LOCKWASHER	
		2	917372 NUT	

Continued

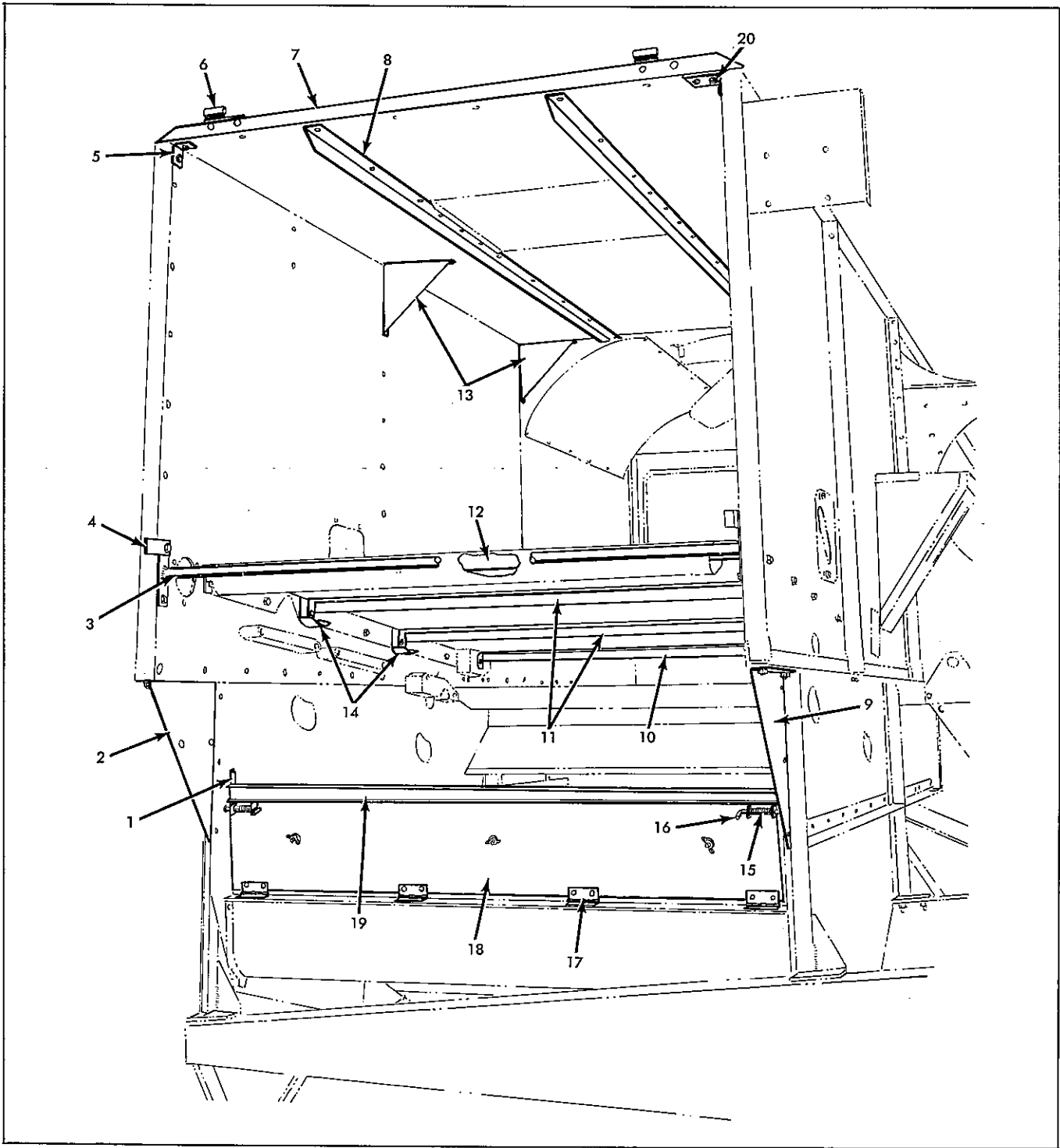
SEPARATOR HOUSING (Cont'd.)
Top View

ITEM	PART NUMBER	QTY.	DESCRIPTION	ASSEMBLY OR PACKAGE NO.
16	527270	1	ANGLE, deck center 2 910516 RIVET 2 915261 RIVET	
17	500358	2	HINGE, housing top door 2 910170 SCREW 2 919310 LOCKWASHER 2 916622 NUT 3 913612 RIVET	
18	527236	1	ANGLE ASSY., deck 2 915261 RIVET 4 910516 RIVET 2 917397 CAPSCREW 2 919311 LOCKWASHER 2 917372 NUT	
19	527254	1	DOOR ASSY., top (Incl. HINGES) 4 919310 LOCKWASHER 4 910170 SCREW, machine 4 916622 NUT	
20	520468	1	BUMPER, straw hood 5 921906 BOLT 5 919310 LOCKWASHER 5 916622 NUT	
21	527277	2	BRACKET, R. H. separator sides 2 910516 RIVET	
22	527258	1	SIDE, separator, R. H. rear 24 910516 RIVET 3 910925 RIVET 6 910282 RIVET	
23	527269	1	POST, rear, R. H. 5 910516 RIVET 1 910925 RIVET	
24	513681	1	SUPPORT, oil pipe 2 907168 RIVET	
25	527278	2	BRACKET, grain, drag raddle drive shaft 1 907731 CAPSCREW 1 916431 BOLT 2 919311 LOCKWASHER 2 917372 NUT	
26	527242	1	POST ASSY., rear, R. H. center 6 910282 RIVETS 1 910925 RIVET 2 907731 BOLT 2 919311 LOCKWASHER 2 917372 NUT	
27	527111	2	SUPPORT, grain drag hold down angle 1 921929 BOLT 1 918318 CAPSCREW 2 919311 LOCKWASHER 2 917372 NUT	
28	527267	2	POST, separator, rear L. H. center and front R. H. center 6 910516 RIVET 1 910925 RIVET	
29	527259	1	SIDE, separator, L. H. rear (Used prior to S/N 601)	
	529071	1	SIDE ASSY., separator, L. H. rear (S/N 601 thru 4100)	
	532169	1	SIDE ASSY., separator, L. H. rear (S/N 4101 & up) 18 910516 RIVET 2 910925 RIVET	
30	529080	1	DOOR ASSY., grain discharge	
31	527273	1	POST, separator, rear L. H. (Prior to S/N 4101)	
	532155	1	POST, separator, rear L. H. (S/N 4101 & up) 6 910516 RIVET 1 910925 RIVET	
	532156			
32	527264	1	SILL, separator housing, rear 18 910516 RIVET 4 910925 RIVET	
33	528932	2	CLIP, door hinge 1 907727 CAPSCREW 1 919310 LOCKWASHER 1 916622 NUT	

Continued

SEPARATOR HOUSING (Cont'd.)
Top View

ITEM	PART NUMBER	QTY.	DESCRIPTION	ASSEMBLY OR PACKAGE NO.
34	527265	1	END, lower, L. H.	
			5 907727 CAPSCREW	
			6 908295 CAPSCREW	
			11 919310 LOCKWASHER	
35	527281	1	TRANSFER, cylinder belt idler adjusting	
	527179	1	POST, separator, L. H. front (Prior to S/N 4101)	
	532155	1	POST, separator, L. H. front (S/N 4101 & up)	
36			1 917397 CAPSCREW	
			1 919311 LOCKWASHER	
			8 910282 RIVET	
			1 917372 NUT	
--	915677	1	TRANSFER, "Allis-Chalmers"	
--	527271	1	TRANSFER, Model "90"	
--	517279	1	TRANSFER, "All-Crop"	



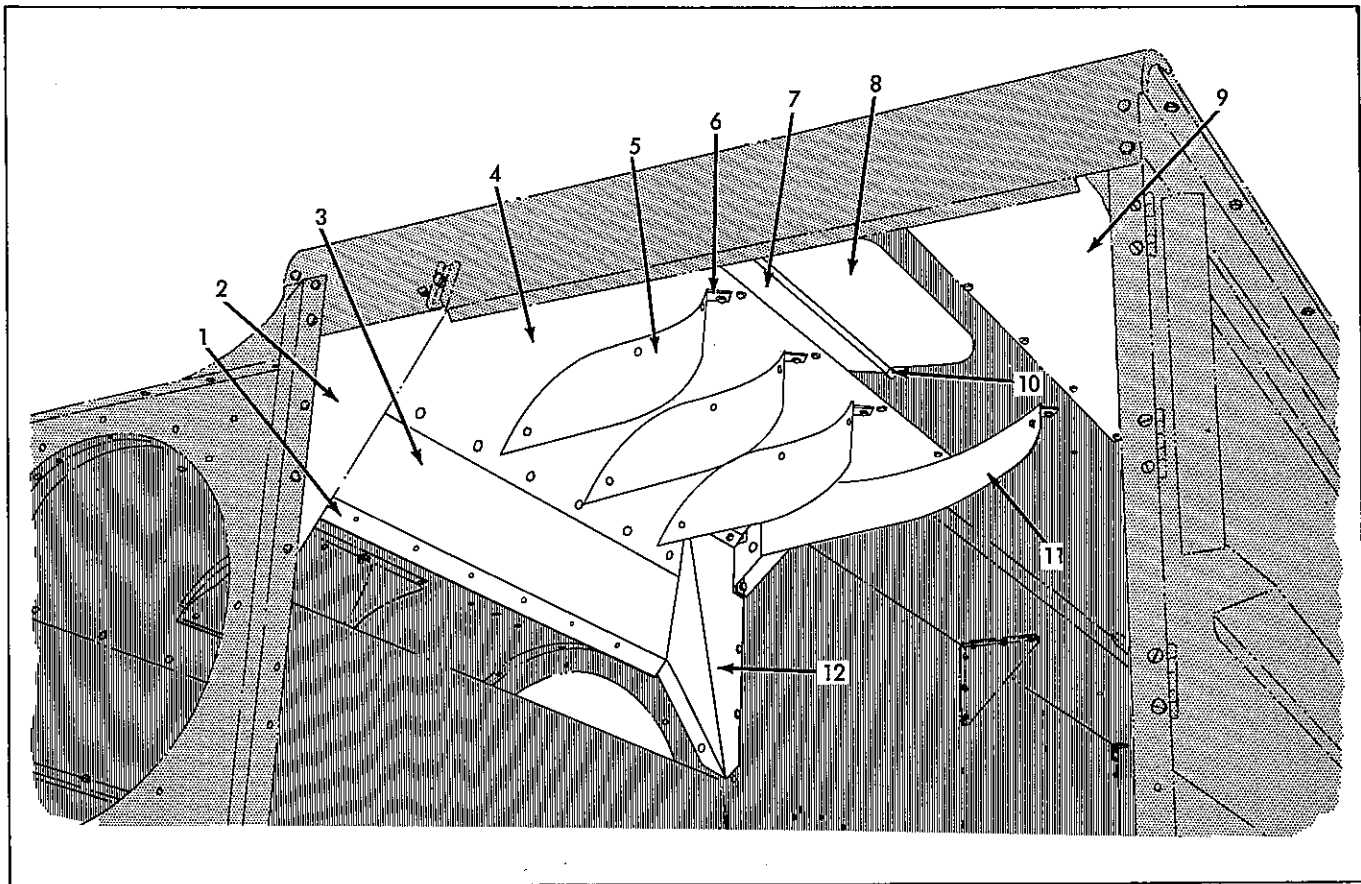
SEPARATOR HOUSING
R. H. End

ITEM	PART NUMBER	QTY.	DESCRIPTION	ASSEMBLY OR PACKAGE NO.
1	520600	2	STOP, tailings trough door	
		2	913612 RIVET	
		1	910282 RIVET	
2	527057	1	EXTENSION, conveyor, housing side, rear	
		3	910282 RIVET	
3	527240	1	SPACER ASSY., frame tie	
		4	919319 CAPSCREW	
		4	919311 LOCKWASHER	
		4	916622 NUT	

Continued
86

SEPARATOR HOUSING (Cont'd.)
R. H. End

ITEM	PART NUMBER	QTY.	DESCRIPTION	ASSEMBLY OR PACKAGE NO.
4	527279	2	CLIP, straw hood 1 916431 CAPSCREW 1 919312 LOCKWASHER 1 916950 NUT	
5	523881	2	CLIP, separator end 2 917397 CAPSCREW 2 919311 LOCKWASHER 2 917372 NUT	
6	520066	2	LEAF, straw hood hinge 2 910924 RIVET	
7	520470	1	ANGLE, straw hood hinge 4 910516 RIVET 2 915261 RIVET 2 918318 CAPSCREW 2 919311 LOCKWASHER 2 917372 NUT	
8	527274	2	STIFFENER, R. H. deck 6 910516 RIVET 4 915261 RIVET	
9	527056	1	EXTENSION, conveyor housing side, front 3 910282 RIVET	
10	520807	1	STIFFENER, return floor, L. H. 6 910525 RIVET	
11	527107	2	STIFFENER, return floor, center 6 910525 RIVET	
12	527106	1	STIFFENER, grain drag return floor 6 910525 RIVET 5 913593 SCREW 5 918359 NUT, speed	
13	523883	4	BRACKET, frame corner 4 917397 CAPSCREW 4 919311 LOCKWASHER 4 917372 NUT	
14	527108	4	CLIP, grain drag hold down	
15	503954	2	SPRING, door latch pin	
16	520604	2	PIN, tailings trough door latch 1 918448 PIN, cotter	
17	535584	4	HINGE, door 2 910542 RIVET 2 922030 SCREW, machine 2 917380 WASHER 2 910533 LOCKWAHER 2 916621 NUT	
18	520577	1	DOOR ASSY., tailings trough 8 910282 RIVET	
19	520599	1	TAILBOARD, tailings trough 3 916944 BOLT 3 917642 WASHER 3 917377 WASHER 3 916952 NUT, wing	
20	532068	1	CLIP, housing, front 3 917397 CAPSCREW 1 916431 CAPSCREW 4 919311 LOCKWASHER 4 917372 NUT	



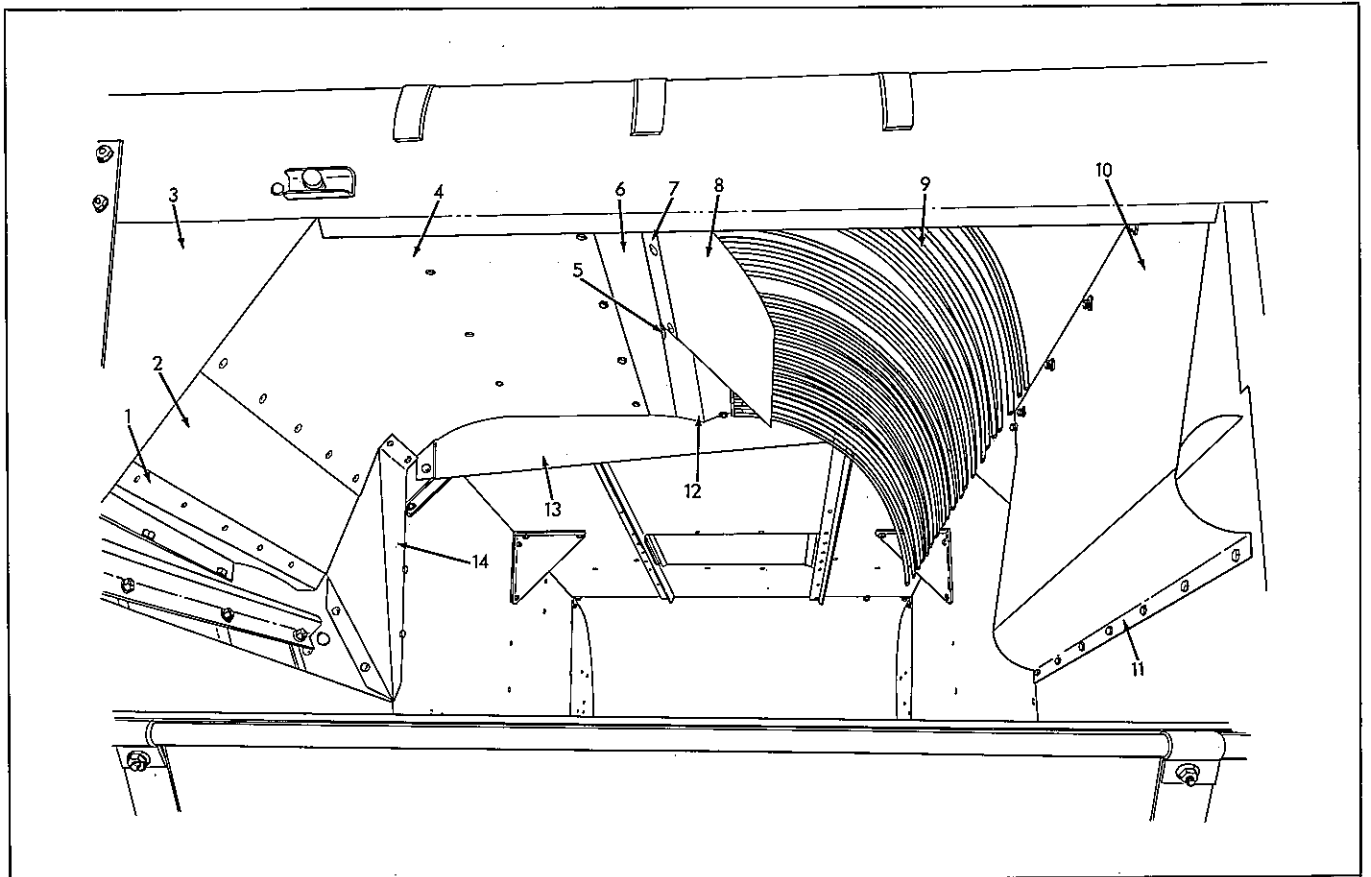
SEPARATOR HOUSING
L. H. End
(Prior to Serial No. 601)

ITEM	PART NUMBER	QTY.	DESCRIPTION	ASSEMBLY OR PACKAGE NO.
1	527176	1	STIFFENER, cylinder discharge	
			2 915261 RIVET	
			16 910516 RIVET	
2	527180	1	SHIELD, cylinder discharge	
			3 910282 RIVET	
3	527181	1	COVER, cylinder discharge	
			3 910280 RIVET	
			1 910282 RIVET	
			9 910516 RIVET	
4	527276	1	PLATE, cylinder discharge impact	
			9 919338 BOLT	
			9 919310 LOCKWASHER	
			2 916622 NUT	
5	527253	3	DEFLECTOR ASSY., small (Incl. CLIPS)	
			3 908295 CAPSCREW	
			3 919310 LOCKWASHER	
			3 916622 NUT	
6	527252	11	CLIP, straw defelctor	
			1 910542 RIVET	
			1 908295 CAPSCREW	
			1 919310 LOCKWASHER	
			1 916622 NUT	
7	520476	1	SHIELD, straw deflector	
			3 908295 CAPSCREW	
			3 919310 LOCKWASHER	
			3 916622 NUT	
8	520432	1	DEFLECTOR ASSY., adjustable	
9	527272	1	DEFLECTOR, cylinder discharge, rear	
			11 908295 CAPSCREW	
			11 919310 LOCKWASHER	
			11 916622 NUT	

Continued

SEPARATOR HOUSING (Cont'd.)
L. H. End
(Prior to Serial No. 601)

ITEM	PART NUMBER	QTY.	DESCRIPTION	ASSEMBLY OR PACKAGE NO.
10	520475	2	PIVOT, straw deflector, adjustable 1 919414 BOLT 1 917642 WASHER 1 919311 LOCKWASHER 1 917372 NUT	
11	527250	1	DEFLECTOR ASSY., large (Incl. CLIPS) 1 919338 BOLT 2 908295 CAPSCREW 3 919310 LOCKWASHER 3 916622 NUT	
12	527280	1	DEFLECTOR, cylinder 2 908295 CAPSCREW 2 919338 BOLT 2 914629 SCREW, self-tapping 6 919310 LOCKWASHER 2 916622 NUT	



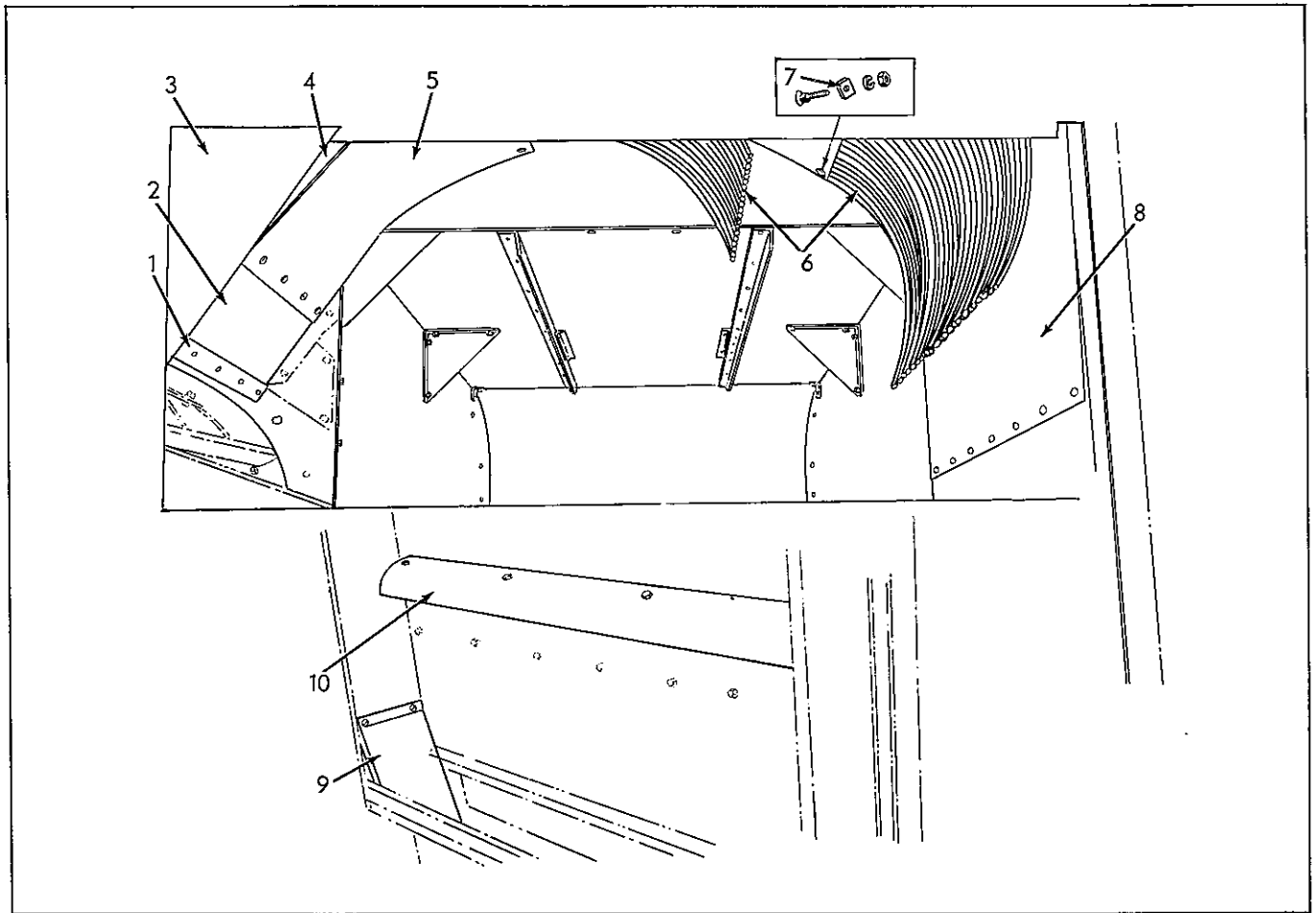
SEPARATOR HOUSING
L. H. End
(Eff. Serial No. 601 thru 4100)

ITEM	PART NUMBER	QTY.	DESCRIPTION	ASSEMBLY OR PACKAGE NO.
1	527176	1	STIFFENER, cylinder discharge 2 915261 RIVET 16 910516 RIVET	
2	527181	1	COVER, cylinder discharge 3 910280 RIVET 1 910282 RIVET 9 910516 RIVET	

Continued

SEPARATOR HOUSING (Cont'd.)
L. H. End
(Eff. Serial No. 601 thru 4100)

ITEM	PART NUMBER	QTY.	DESCRIPTION	ASSEMBLY OR PACKAGE NO.
3	527180	1	SHIELD, cylinder discharge	
			3 910282 RIVET	
4	529093	1	PLATE, cylinder discharge impact	
			8 908295 CAPSCREW	
			9 919338 BOLT	
			17 919310 LOCKWASHER	
			9 910880 NUT	
5	520475	2	PIVOT, deflector	
			1 916431 CAPSCREW	
			1 919311 LOCKWASHER	
			1 917642 WASHER	
			1 917372 NUT	
6	529492	1	SHIELD, adjustable straw deflector	
			3 908295 CAPSCREW	
			3 919310 LOCKWASHER	
7	529490	1	HINGE, deflector	
8	529493	1	DEFLECTOR, straw, adjustable	
			3 919338 BOLT	
			3 919310 LOCKWASHER	
			3 916622 NUT	
9	529085	1	COMB ASSY., cylinder discharge	
			6 916431 CAPSCREW	
			6 917642 WASHER	
10	529494	1	BLANK, grain discharge	
			5 908295 CAPSCREW	
			5 917867 NUT	
11	529091	1	GUARD, grain discharge	
			7 908295 CAPSCREW	
			7 919310 LOCKWASHER	
			7 916622 NUT	
12	529095	1	DEFLECTOR, comb, straw	
			6 916431 CAPSCREW	
			6 917642 WASHER	
13	529092	1	DEFLECTOR, straw, large	
			1 919338 BOLT	
			1 919310 LOCKWASHER	
			1 916622 NUT	
14	527280	1	DEFLECTOR, cylinder	
			2 908295 BOLT	
			2 919338 BOLT	
			2 914629 SCREW	
			6 919310 LOCKWASHER	
			2 916622 NUT	



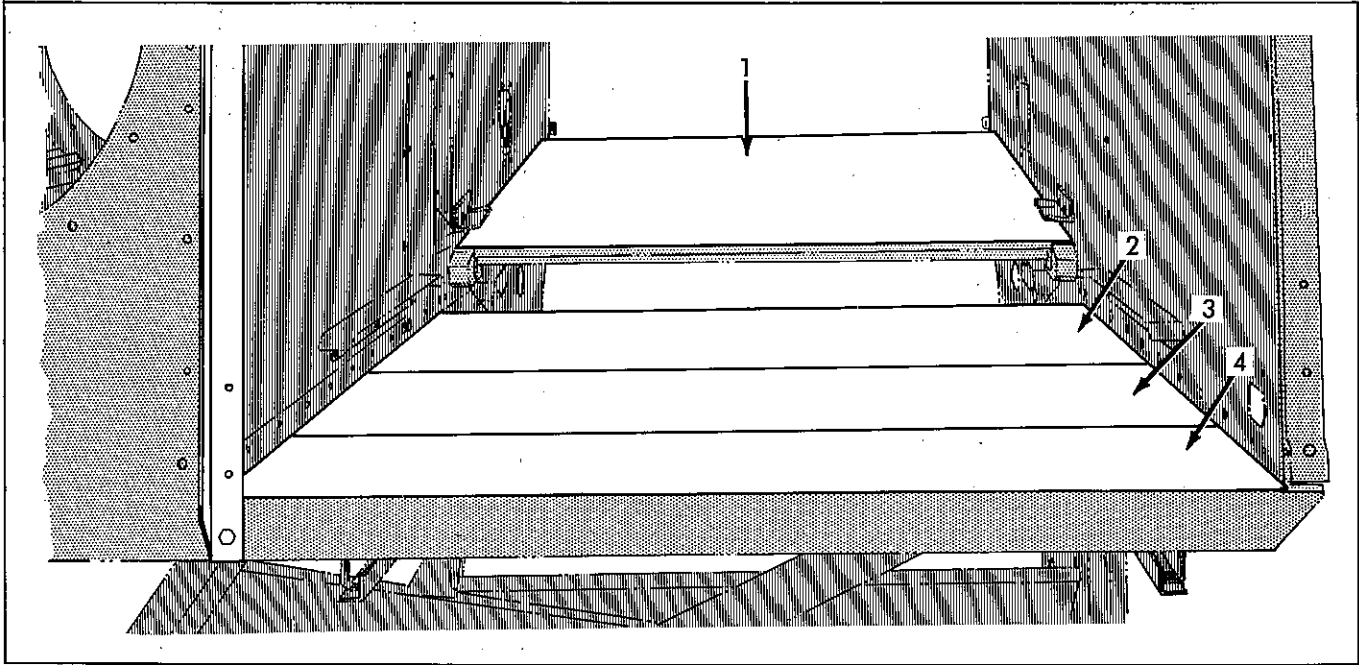
SEPARATOR HOUSING (L. H. End)
(Eff. Serial No. 4101 & Up)

ITEM	PART NUMBER	QTY.	DESCRIPTION	ASSEMBLY OR PACKAGE NO.
1	527176	1	STIFFENER, cylinder discharge	
			2 915261 RIVET	
			16 910516 RIVET	
2	532165	1	COVER, cylinder discharge	
			3 910282 RIVET	
			3 910280 RIVET	
			9 910516 RIVET	
3	527180	1	SHIELD, cylinder discharge	
			3 910282 RIVET	
4	532167	1	DEFLECTOR, corner, L. H.	
			1 910282 RIVET	
			2 916019 CAPSCREW	
			2 919310 LOCKWASHER	
			2 916622 NUT	
5	532162	1	PLATE, cylinder discharge impact	
			9 919338 BOLT	
			9 919311 LOCKWASHER	
			9 916622 NUT	
6	532153	2	COMB ASSY.	
			5 921158 BOLT	
			5 919311 LOCKWASHER	
			5 917372 NUT	
7	532166	1	SPACER, comb (Square)	
8	532163	1	BLANK, grain discharge	
			4 916081 SCREW, mach.	
			4 919310 LOCKWASHER	
			4 916622 NUT	
9	532161	1	DEFLECTOR, separator, L. H. side, grain	
			4 916081 SCREW, mach.	
			4 919310 LOCKWASHER	
			4 910880 NUT	

Continued

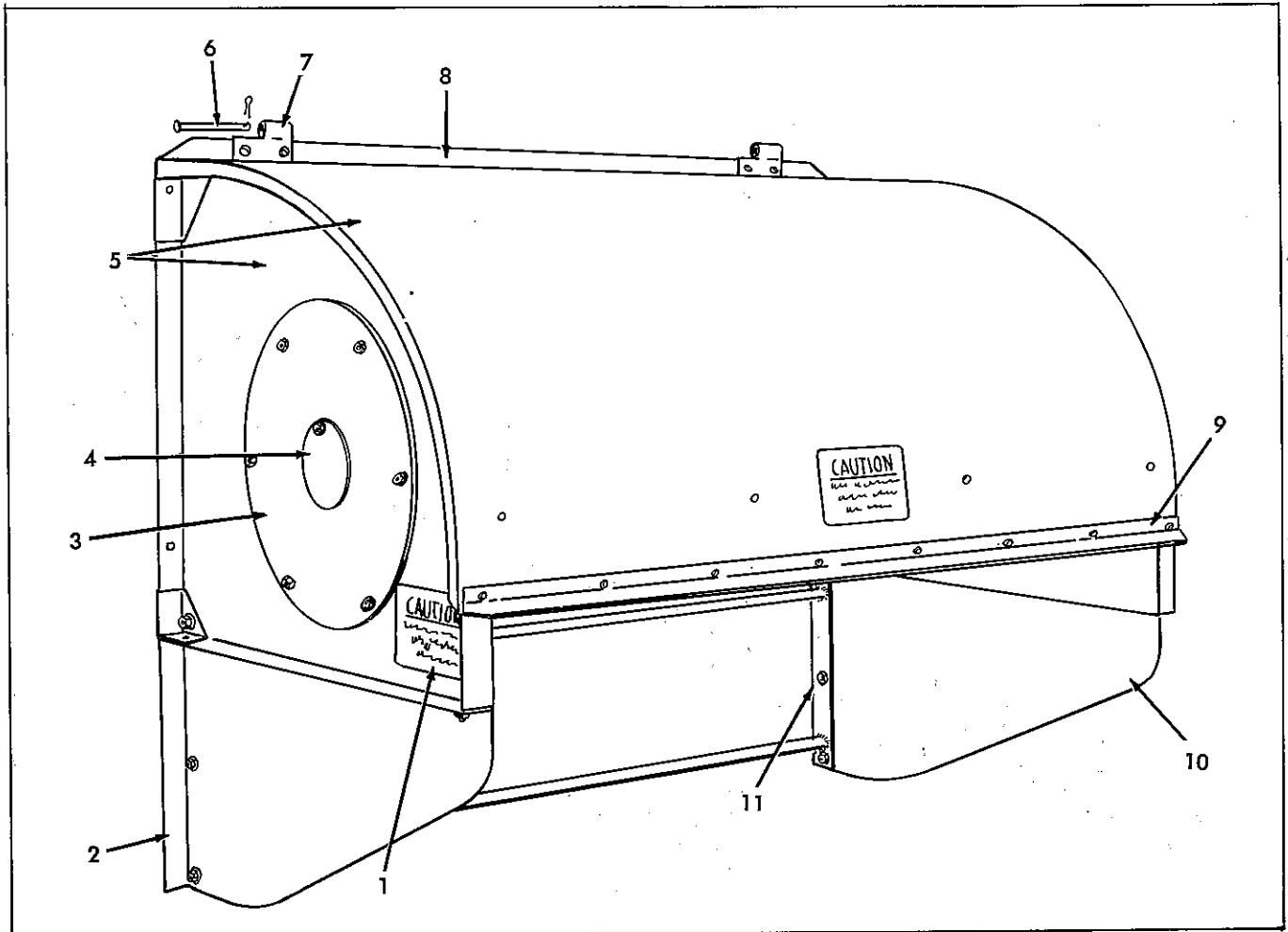
SEPARATOR HOUSING (L. H. End) (Cont'd.)
(Eff. Serial No. 4101 & Up)

ITEM	PART NUMBER	QTY.	DESCRIPTION	ASSEMBLY OR PACKAGE NO.
10	529091	1	GUARD, grain discharge	
			4 916081	SCREW, mach.
			4 919310	LOCKWASHER
			4 916002	SCREW, self tapping
			4 915999	NUT, speed
			4 916622	NUT



GRAIN DRAG FLOOR

ITEM	PART NUMBER	QTY.	DESCRIPTION	ASSEMBLY OR PACKAGE NO.
1	526623	1	FLOOR ASSY., grain drag (Incl. STIFFENER)	
			4 919318	CAPSCREW
			6 917397	CAPSCREW
			2 919354	CAPSCREW
			12 919311	LOCKWASHER
			12 917372	NUT
2	527102	1	FLOOR ASSY., grain drag, R. H. section	
			5 907727	CAPSCREW
			5 919310	LOCKWASHER
			5 917372	NUT
3	527112	1	FLOOR, grain drag, center section	
			5 908295	CAPSCREW
			6 907727	CAPSCREW
			5 913593	SCREW
			5 918359	NUT
			11 919310	LOCKWASHER
4	527113	1	FLOOR, grain drag, L. H. section	
			2 907727	CAPSCREW
			2 919310	LOCKWASHER



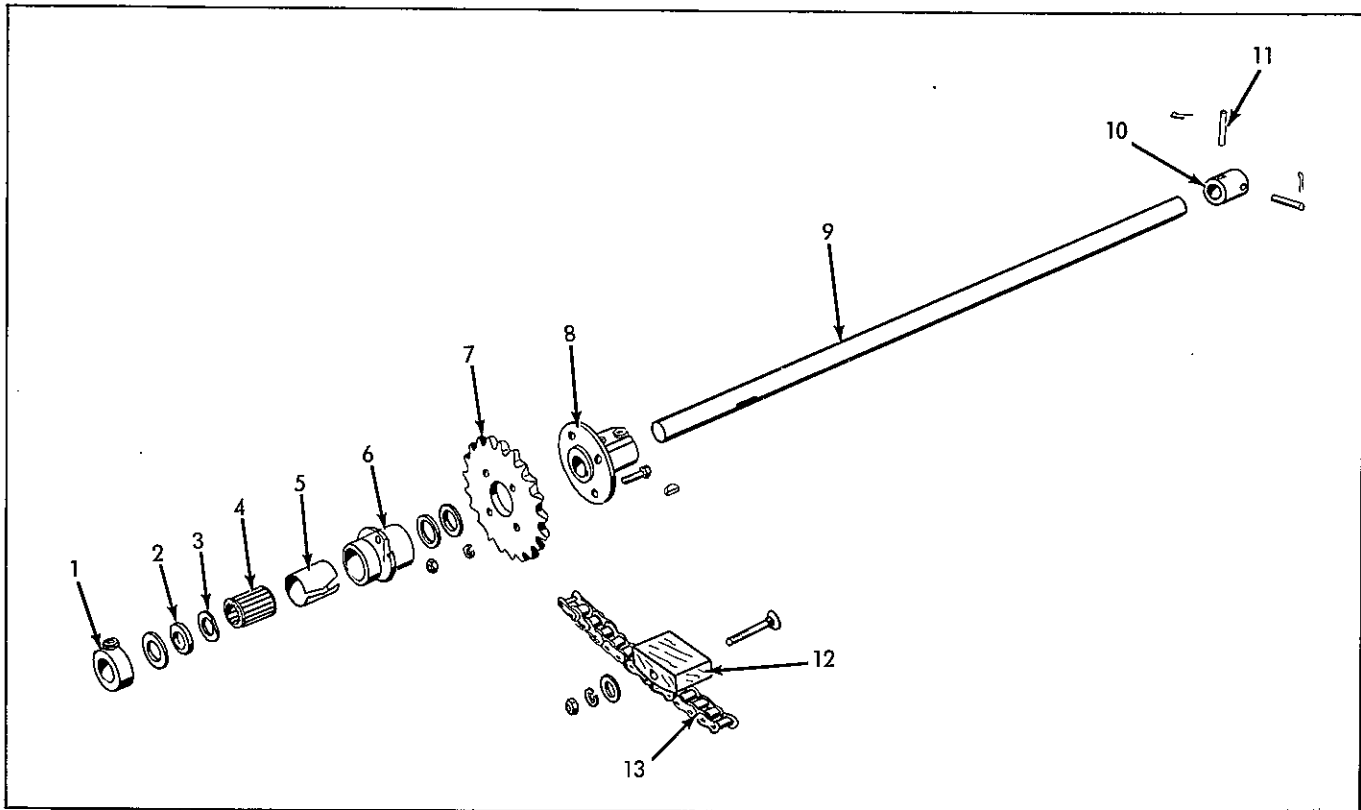
STRAW HOOD

ITEM	PART NUMBER	QTY.	DESCRIPTION	ASSEMBLY OR PACKAGE NO.
1	520308	3	TRANSFER, warning	
2	526853	1	SHIELD, rear	
			1 907727 BOLT	
			3 908295 BOLT	
			4 919310 LOCKWASHER	
			4 916622 NUT	
3	522033	2	PLATE, straw spreader cap	
			6 919338 BOLT	
			6 919310 LOCKWASHER	
			6 916622 NUT	
4	520092	2	COVER ASSY., hood cap plate	
			1 908295 BOLT	
			1 919310 LOCKWASHER	
			1 916622 NUT	
5	525432	1	HOOD ASSY., straw (Riveted)	
6	520068	2	PIN, hinge	
			2 919313 PIN, cotter	
7	520066	4	LEAF, hood hinge	
			2 910924 RIVET	
8	520470	1	ANGLE, hood hinge	
			2 910298 RIVET	
			6 910516 RIVET	
9	521835	1	SUPPORT, straw hood	
			2 910282 RIVET	
			6 910516 RIVET	
10	526852	1	SHIELD, front	
			1 916943 BOLT	
			3 908295 CAPSCREW	
			4 919310 LOCKWASHER	
			4 916622 NUT	

Continued

STRAW HOOD (Cont'd.)

ITEM	PART NUMBER	QTY.	DESCRIPTION	ASSEMBLY OR PACKAGE NO.
11	526849	1	STABILIZER ASSY., hood shield	
		6	908295 CAPSCREW	
		6	919310 LOCKWASHER	
		6	916622 NUT	



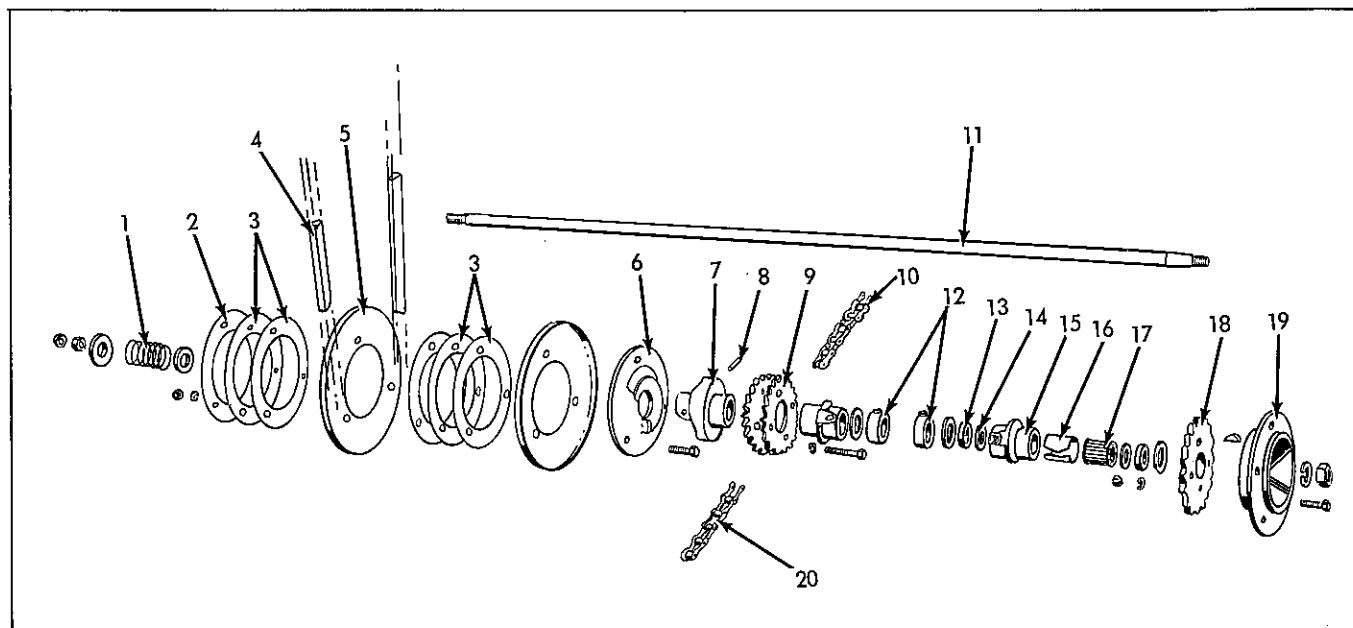
SEPARATOR DRIVE
Front Shaft

ITEM	PART NUMBER	QTY.	DESCRIPTION	ASSEMBLY OR PACKAGE NO.
1	516090	1	COLLAR ASSY. (Incl. SETSCREW)	
		1	902872 SETSCREW	
2	522847	2	SEAL, bearing housing	
3	522848	2	WASHER, bearing housing	
4	507226	1	BEARING, roller	
5	508938	1	RACE, bearing	
6	526785	1	HOUSING ASSY., separator drive bearing (Incl. SEAL, HOUSING AND BEARING)	
		2	920753 WASHER	
		1	915275 FITTING, lubrication	
7	526795	1	SPROCKET, separator drive (20T)	
		4	918875 CAPSCREW	
		4	919311 LOCKWASHER	
		4	917372 NUT	
8	526790	1	HUB ASSY., drive shaft (Incl. SETSCREW)	
		2	902872 SETSCREW	
		1	905126 KEY	
9	526794	1	SHAFT, separator input drive (7/8" x 34-5/8")	
10	526792	1	COUPLING, separator input drive shaft	
11	526793	2	PIN, drive coupling	
		2	918448 PIN, cotter	
12	526797	1	SLIDE, drive chain idler	
		1	921935 BOLT	
		1	917378 WASHER	
		1	919312 LOCKWASHER	
		1	916950 NUT	

Continued

SEPARATOR DRIVE (Cont'd.)
Front Shaft

ITEM	PART NUMBER	QTY.	DESCRIPTION	ASSEMBLY OR PACKAGE NO.
13	-----	1	CHAIN, separator drive (42 Links) (Incl. 2 OFFSET & 1 CONNECTING LINK)	
		2	916790 LINK, offset	
		1	914584 LINK, connecting	
		-	917009 LINK, roller	
	921050	-	CHAIN, bulk, 10 ft. length	

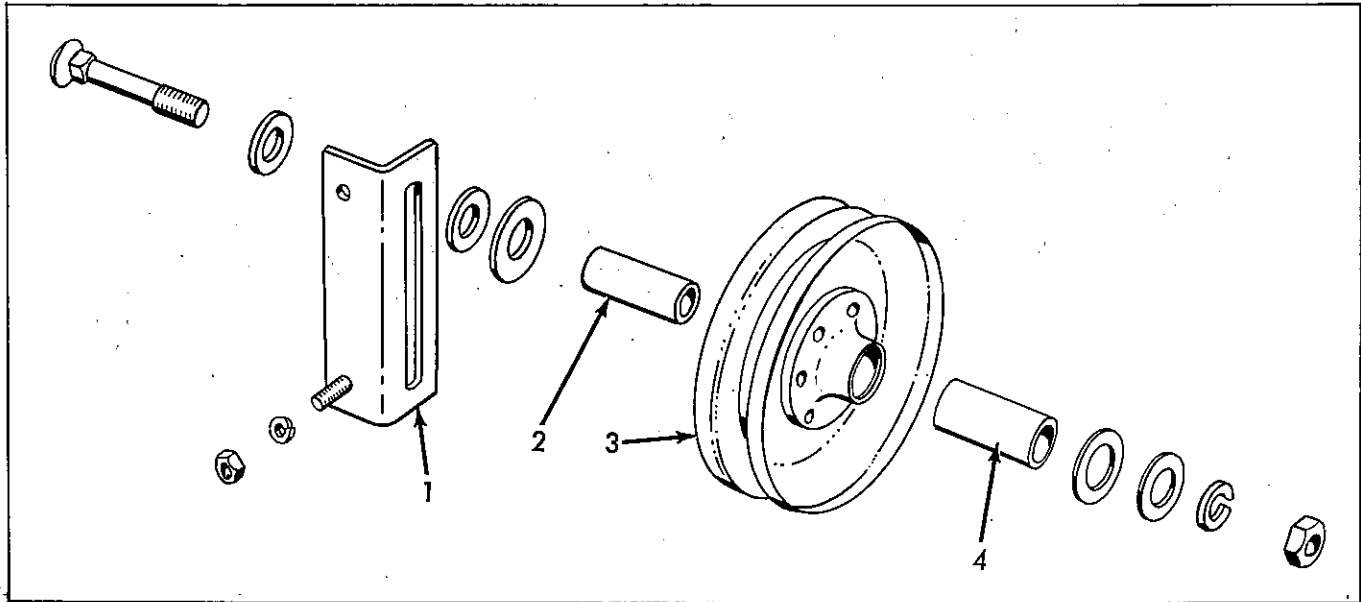


SEPARATOR DRIVE
Rear Shaft

ITEM	PART NUMBER	QTY.	DESCRIPTION	ASSEMBLY OR PACKAGE NO.
1	535594	1	SPRING, clutch	
			1 918432 WASHER	
			1 915726 NUT	
			1 918935 NUT	
2	535522	1	PLATE, sheave reinforcement	
3	526789	5	SPACER, separator drive sheave	
4	526806	1	BELT, separator drive	
5	509117	2	SHEAVE, separator drive	
			3 919360 CAPSCREW	
			3 919312 LOCKWASHER	
			3 916950 NUT	
6	526788	1	HUB, separator drive sheave	
			1 915273 FITTING	
			1 922091 WASHER	
7	526802	1	HUB, grain and tailings drive sprocket	
8	501940	1	PIN, sprocket hub	
9	526803	1	SPROCKET, grain and tailings conveyor drive (Double) (21T, 1-7/8" bore)	
			4 919287 CAPSCREW	
			4 919312 LOCKWASHER	
			10	-----
11	526798	1	SHAFT, separator drive (7/8" x 49-13/16")	
12	516090	2	COLLAR ASSY. (Incl. SETSCREW)	
			1 902872 SETSCREW	
13	522847	4	SEAL, bearing housing	
14	522848	4	WASHER, bearing housing	
15	526785	2	HOUSING ASSY., separator drive bearing (Incl. SEALS, HOUSING AND BEARING)	
			2 920753 WASHER	
			1 915275 FITTING, lubrication	
			Continued	

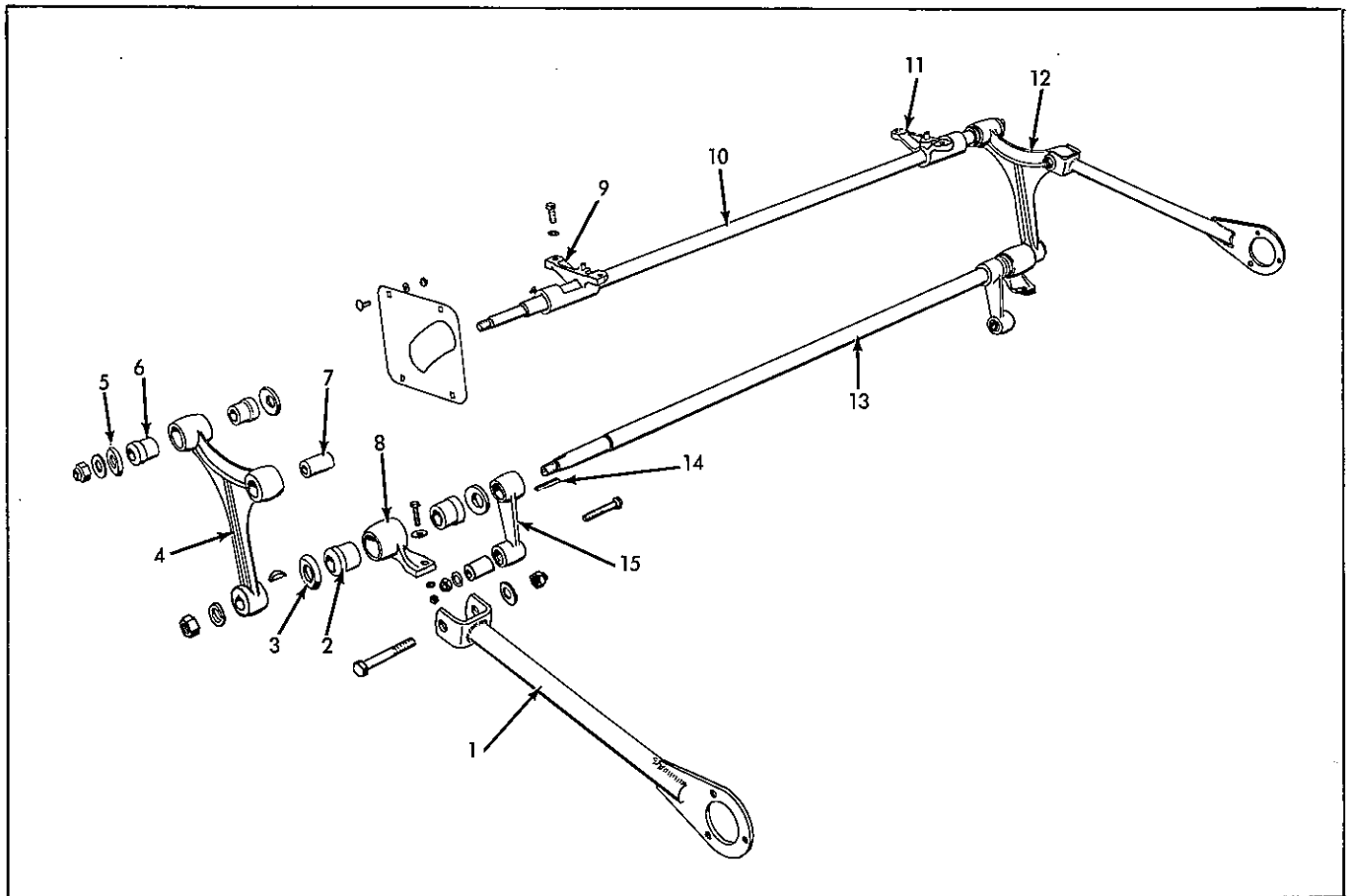
SEPARATOR DRIVE (Cont'd.)
Rear Shaft

ITEM	PART NUMBER	QTY.	DESCRIPTION	ASSEMBLY OR PACKAGE NO.
16	508938	2	RACE, bearing	
17	507226	2	BEARING, roller	
18	526800 526801	1	SPROCKET, separator driven (Std.) (21T)	
			SPROCKET, separator driven (Special) (23T)	
			4 918875 CAPSCREW	
			4 919311 LOCKWASHER	
19	526799	1	HUB, separator driven sprocket	
			1 911233 KEY, woodruff	
			1 918241 NUT	
			1 917373 LOCKWASHER	
20	-----	1	CHAIN (See TAILINGS CONVEYOR)	



SEPARATOR IDLER

ITEM	PART NUMBER	QTY.	DESCRIPTION	ASSEMBLY OR PACKAGE NO.
1	513242	1	BRACKET, idler	
			2 917397 BOLT	
			2 919311 LOCKWASHER	
			2 917372 NUT	
2	507216	1	BUSHING, idler	
3	517754	1	SHEAVE, idler	
			1 922101 BOLT	
			1 919389 WASHER	
			1 918432 WASHER	
			1 922090 WASHER	
			1 918431 WASHER	
			1 916966 LOCKWASHER	
1 912808 FITTING, lubrication				
4	528504	1	BUSHING, sheave	



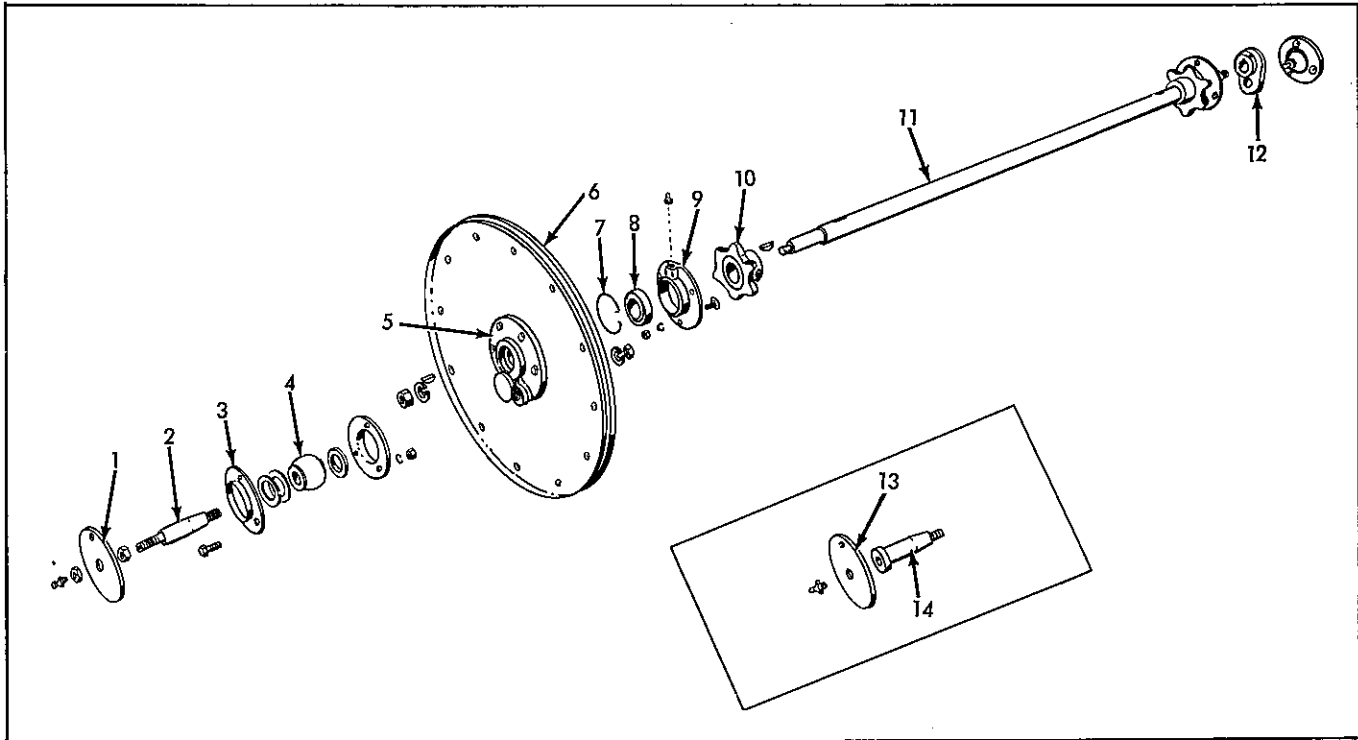
ROCKER ARMS

ITEM	PART NUMBER	QTY.	DESCRIPTION	ASSEMBLY OR PACKAGE NO.
1	527366	2	PITMAN ASSY., straw rack (Welded) 1 920207 CAPSCREW 1 919334 NUT	
2	527321	4	BUSHING, rocker arm pivot (Rubber)	
3	527320	4	WASHER retainer, large	
4	527313	1	ARM ASSY., rocker, rear (Incl. PITMAN BUSHING) 1 912658 WASHER 1 922022 NUT, lock 1 911233 KEY 1 919332 LOCKWASHER 1 919333 NUT	
5	527323	4	WASHER, retainer, rack hanger shaft bushing	
6	527322	4	BUSHING, straw rack hanger shaft (Rubber)	
7	527068	8	BUSHING, shoe hanger	
8	527317	2	HOUSING, rocker arm bearing 2 917035 CAPSCREW 2 917828 WASHER 2 919311 LOCKWASHER 2 917372 NUT	
9	527329	1	BRACKET, rack drive, rear 2 919960 CAPSCREW 2 918199 LOCKWASHER 1 918113 PIN, roll 1 911233 KEY 1 901270 SETSCREW 1 913744 NUT	
10	527324 527324	1	SHAFT, straw rack drive (1-1/16" x 50-11/16")	
11	527328	1	BRACKET, rack drive, front 2 919960 SCREW 2 918199 LOCKWASHER 1 918113 PIN, roll 1 911233 KEY 1 901270 SETSCREW 1 913744 NUT	

Continued
97

ROCKER ARMS (Cont'd.)

ITEM	PART NUMBER	QTY.	DESCRIPTION	ASSEMBLY OR PACKAGE NO.
12	527311	1	ARM ASSY., rocker, front (Incl. PITMAN BUSHING)	
			1 912658 WASHER	
			1 922022 NUT	
			1 911233 KEY	
			1 919332 LOCKWASHER	
			1 919333 NUT	
13	527318	1	SHAFT, rocker arm (1-1/8" x 49-5/16")	
14	527319	2	KEY, gib, rocker arm shaft	
15	527315	2	HANGER & BUSHING ASSY., shoe, R. H.	
			1 919984 CAPSCREW	
			1 919327 WASHER	
			1 919334 NUT, lock	



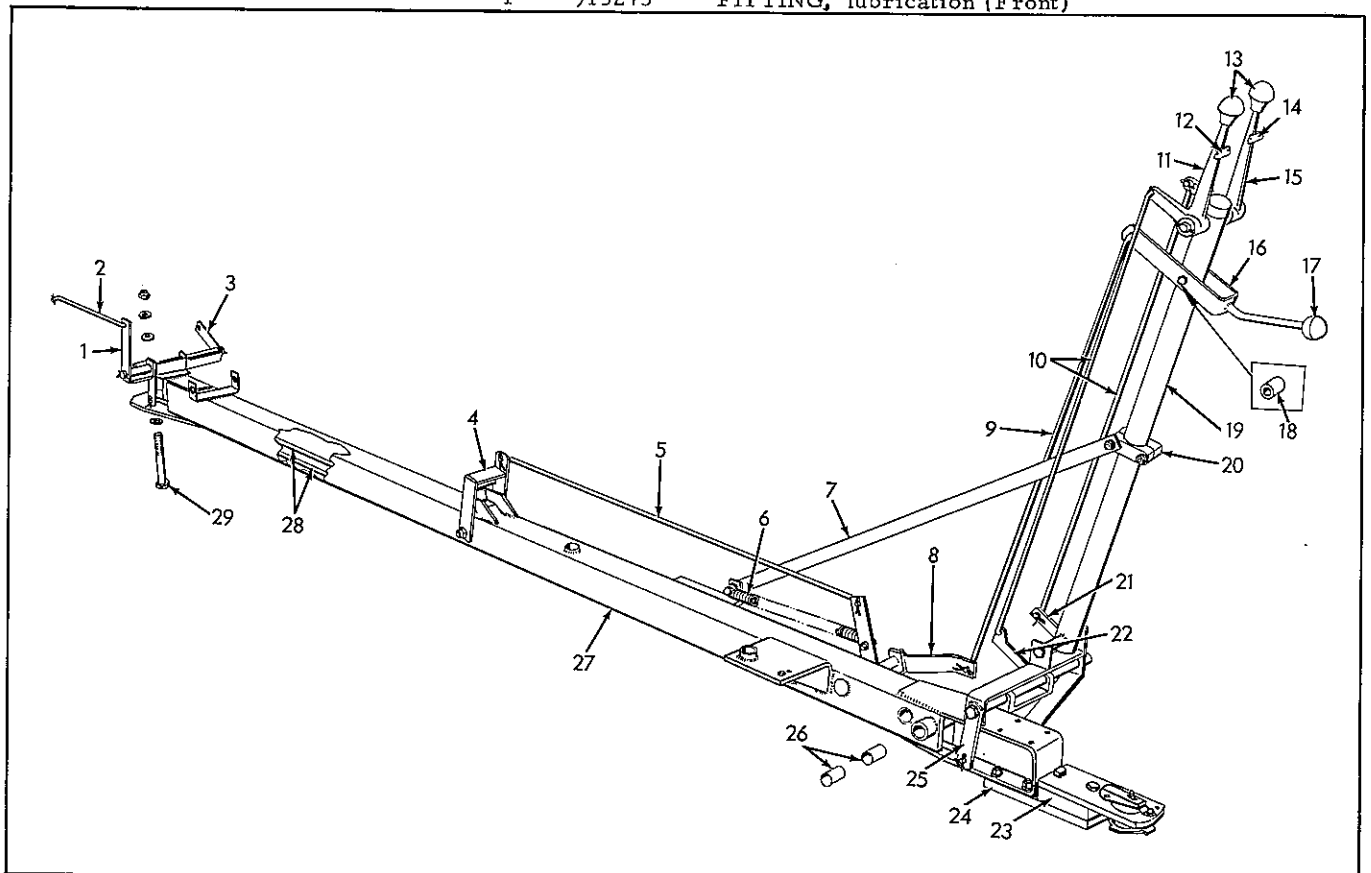
ROCKER ARM & RADDLE DRIVE

ITEM	PART NUMBER	QTY.	DESCRIPTION	ASSEMBLY OR PACKAGE NO.
1	528924	1	PLATE, speed indicator (Used w/528925) (S/N 601 & up)	
			1 920427 LOCKWASHER	
2	528925	2	SHAFT, pitman bearing stub (S/N 601 & up)	
			1 916966 LOCKWASHER	
			1 919262 NUT	
			1 914465 FITTING, lubrication (Rear)	
			1 915275 FITTING, lubrication (Front)	
			1 919333 NUT	
			1 922015 NUT	
3	520816	4	CAP, pitman ball	
			3 907731 CAPSCREW	
			3 919312 LOCKWASHER	
4	520817	2	BALL, pitman crank bearing	
			2 919391 WASHER (2 used w/520818; 1 used w/528925)	
			1 911187 WASHER (Used w/528925)	
			1 919333 NUT (Used w/528925)	
5	527326	1	HUB, straw rack sheave	
			1 917373 LOCKWASHER	
			1 918241 NUT	
			1 905126 KEY	

Continued

ROCKER ARM & RADDLE DRIVE (Cont'd.)

ITEM	PART NUMBER	QTY.	DESCRIPTION	ASSEMBLY OR PACKAGE NO.
6	520065	1	SHEAVE 4 916019 CAPSCREW 2 908297 CAPSCREW 6 919310 LOCKWASHER 6 916622 NUT	
7	535548	2	RING, snap, raddle shaft bearing	
8	205756	2	BEARING, ball	
9	535483	2	HOUSING, raddle shaft bearing 3 919414 BOLT 3 919311 LOCKWASHER 1 914767 FITTING, lubrication } rear 1 901473 PIPE, oil } 1 915275 FITTING, lubrication - front	
10	517806	2	SPROCKET ASSY., raddle drive 1 905126 KEY 1 902872 SETSCREW	
11	527325	1	SHAFT, raddle and rack crank drive (1-1/8" x 44-3/4")	
12	527327	1	CRANK, rack pitman, front 1 917373 LOCKWASHER 1 919262 NUT 1 905126 KEY	
13	522651	1	PLATE, speed indicator (Used w/520818) (Used prior to S/N 601)	
14	520818	2	SHAFT, pitman bearing stub (Used prior to S/N 601) 1 916966 LOCKWASHER 1 919262 NUT 1 914465 FITTING, lubrication (Rear) 1 915275 FITTING, lubrication (Front)	



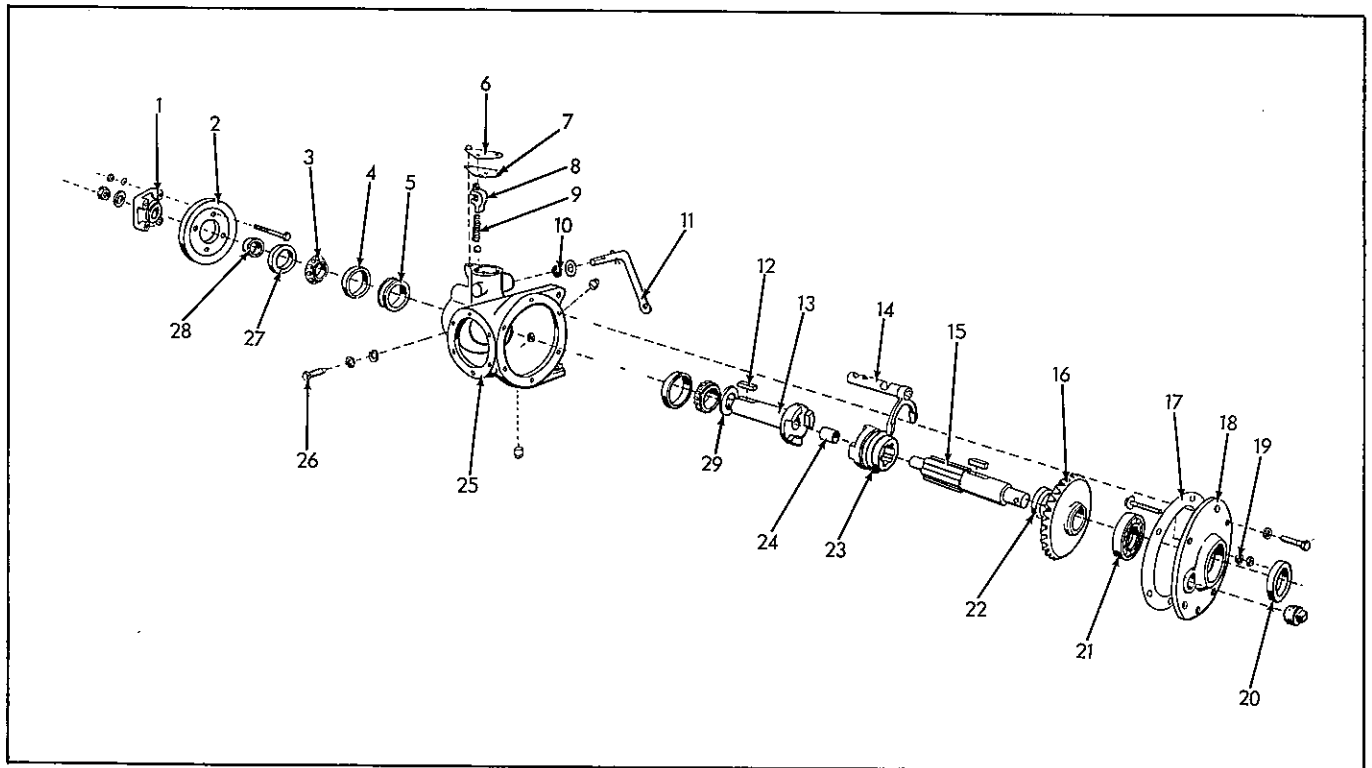
TONGUE AND CONTROLS

ITEM	PART NUMBER	QTY.	DESCRIPTION	ASSEMBLY OR PACKAGE NO.
1	527370	1	BELLCRANK ASSY., gear box control, rear 1 918459 PIN, cotter	

Continued

TONGUE AND CONTROLS (Cont'd.)

ITEM	PART NUMBER	QTY.	DESCRIPTION	ASSEMBLY OR PACKAGE NO.
2	527397	1	ROD, rear bellcrank to gear box 2 918452 PIN, cotter	
3	527380	1	BELLCRANK ASSY., bin idler, rear 1 918459 PIN, cotter	
4	527376	1	LOCK ASSY., tongue 1 918908 CAPSCREW (HT) 1 920414 NUT	
5	527398	1	LINK, tongue lock, lower 2 918452 PIN, cotter	
6	535591	1	SPRING 1 907729 CAPSCREW 2 917372 NUT	
7	527399	1	BRACE, control pivot post 1 919360 CAPSCREW 1 916607 CAPSCREW 1 919312 LOCKWASHER 2 916950 NUT	
8	527385	1	BELLCRANK ASSY., tongue lock 1 918459 PIN, cotter	
9	527400	1	LINK, tongue lock, upper 2 918452 PIN, cotter	
10	527404	2	ROD, control lever to bellcrank 2 918452 PIN, cotter	
11	527438	1	LEVER ASSY., grain bin control 2 919387 WASHER 2 918452 PIN, cotter	
12	527401	1	PLATE, bin control lever 2 907746 SCREW, drive	
13	226023	2	KNOB, gear box & bin control levers	
14	527402	1	PLATE, gear box control lever 2 907746 SCREW, drive	
15	527437	1	LEVER ASSY., gear box control (incl. NAME PLATE) 2 919387 WASHER 2 918452 PIN, cotter	
16	526670	1	LEVER ASSY., tongue lock 1 919363 BOLT 1 919312 LOCKWASHER 1 916950 NUT	
17	206456	1	KNOB, tongue lock control lever	
18	527403	1	SPACER, tongue lock lever	
19	526669	1	POST ASSY., control pivot 1 922188 CAPSCREW 1 918199 LOCKWASHER 1 918213 NUT	
20	527393	2	ANCHOR, control post, upper 1 921936 BOLT 1 921937 BOLT 2 919312 LOCKWASHER 2 916950 NUT	
21	527382	1	ARM ASSY., gear box control, long 1 916227 PIN, roll	
22	527394	1	BELLCRANK, bin idler, front	
23	527144	1	SPACER, hitch	
24	527143	1	EXTENSION, tongue 4 913620 CAPSCREW 4 918199 LOCKWASHER 4 913901 NUT	
25	527373	1	ARM ASSY., gear box control, short	
26	521232	2	BUSHING, P. T. O. support arm	
27	527118	1	TONGUE ASSY. (Welded)	
28	527395	2	ROD, front bellcrank to rear bellcrank (long) 2 900805 PIN, cotter	
29	527145	1	PIVOT, tongue 3 921345 WASHER 1 919437 NUT 1 920117 PIN, cotter	



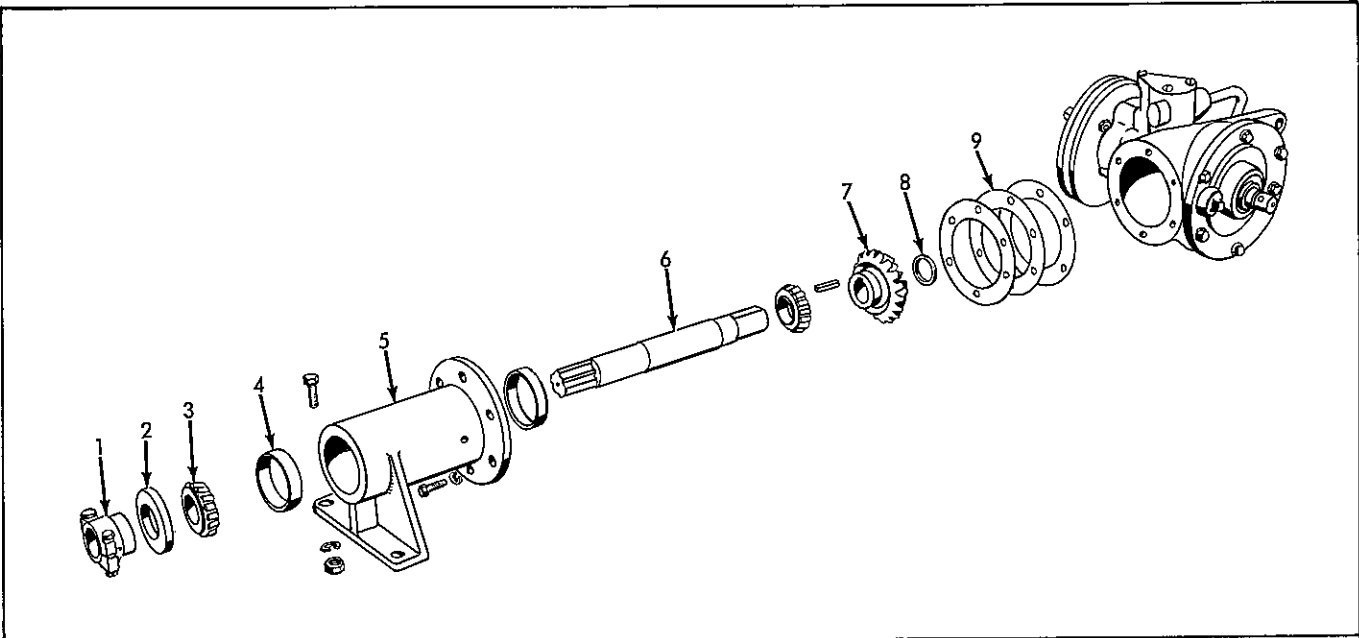
GEAR BOX

ITEM	PART NUMBER	QTY.	DESCRIPTION	ASSEMBLY OR PACKAGE NO.
1	517097	1	HUB, grain bin drive sheave 1 921345 WASHER 1 919437 NUT 1 918454 PIN, cotter	
2	534221	1	SHEAVE, grain bin drive (Supersedes 517655)	
3	209889	2	CONE, bearing	
4	210551	2	CUP, bearing	
5	501884	1	SPACER, bearing	
6	501887	1	PLATE, shifter cover 3 908295 CAPSCREW 3 919310 LOCKWASHER	
7	501888	1	GASKET, cover plate	
8	516602	1	SHIFTER, gear box 1 917400 CAPSCREW 1 919312 LOCKWASHER	
9	544753	1	SPRING, ball 1 915668 BALL	
10	200309	1	RING, seal 1 920228 WASHER	
11	527227	1	LEVER, gear shift 1 918454 PIN, cotter	
12	535516	1	KEY, square (3/8 x 5/16 x 1-1/2)	
13	532190	1	SHAFT ASSY., primary (Incl. BUSHING) (Supersedes 525849)	
14	542404	1	SHAFT ASSY., shifter (Supersedes 516561)	
15	501880	1	SHAFT, main drive bevel gear	
16	527226	1	GEAR, main drive bevel (25T) 1 910315 KEY	
17	535546	14	SHIM, cover	
18	500675	1	COVER, rear 6 907731 CAPSCREW 6 919312 LOCKWASHER 1 912726 PLUG	
19	524883	1	GASKET, bolt	
20	501493	1	SEAL, oil, bevel gear shaft	
21	507220	1	BEARING, ball 1 919316 BOLT 1 917377 WASHER 1 920114 NUT	

Continued

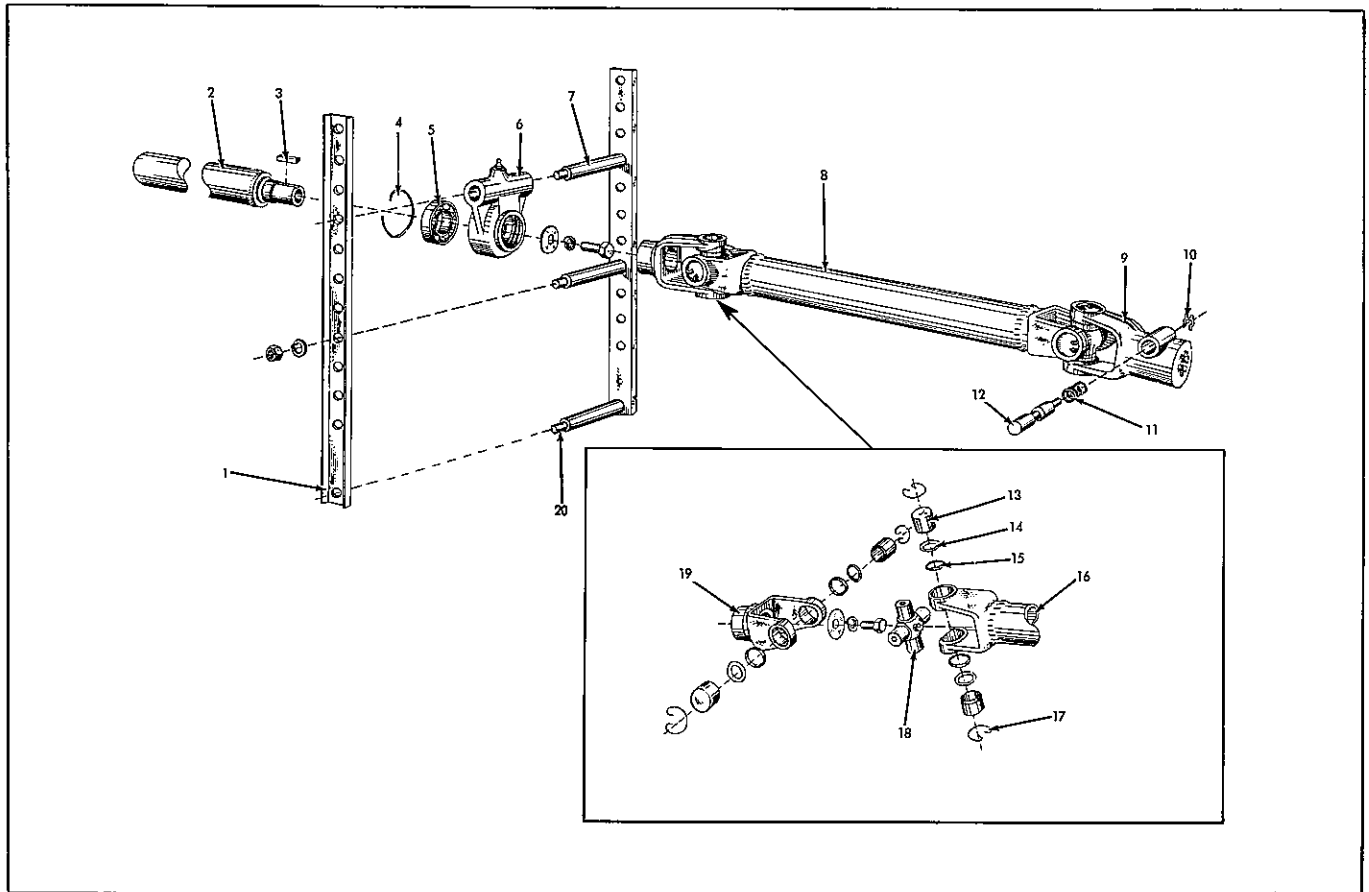
GEAR BOX (Cont'd.)

ITEM	PART NUMBER	QTY.	DESCRIPTION	ASSEMBLY OR PACKAGE NO.
22	525622	1	SPACER, sliding jaw coupling	
23	525851	1	COUPLING, sliding jaw	
24	501879	1	BUSHING, primary shaft	
25	500661	1	BOX, gear	
		2	918212 CAPSCREW	
		2	918199 LOCKWASHER	
		2	901653 PLUG	
		1	910003 PLUG, expansion	
26	501886	1	SETSCREW, spacer	
		1	913744 NUT	
		1	916966 LOCKWASHER	
27	503549	1	SEAL, oil	
28	501885	1	COLLAR, primary shaft	
29	920367	1	WASHER (Used w/525849 on S/N 4101 thru S/N 5611)	



GEAR BOX TUBE

ITEM	PART NUMBER	QTY.	DESCRIPTION	ASSEMBLY OR PACKAGE NO.
1	500677	1	COLLAR, pinion shaft	
		2	919354 CAPSCREW	
		2	919311 LOCKWASHER	
		2	917372 NUT	
2	503549	1	SEAL, oil	
3	209889	2	CONE, bearing	
4	210551	2	CUP, bearing	
5	527216	1	TUBE, gear box	
		2	918212 CAPSCREW	
		6	907731 CAPSCREW	
		2	918199 LOCKWASHER	
		6	919312 LOCKWASHER	
		2	918213 NUT	
6	527215	1	SHAFT, output	
7	527225	1	PINION, gear box (18T)	
		1	914598 KEY	
8	511069	1	RING, snap	
9	535547	16	SHIM, tube	



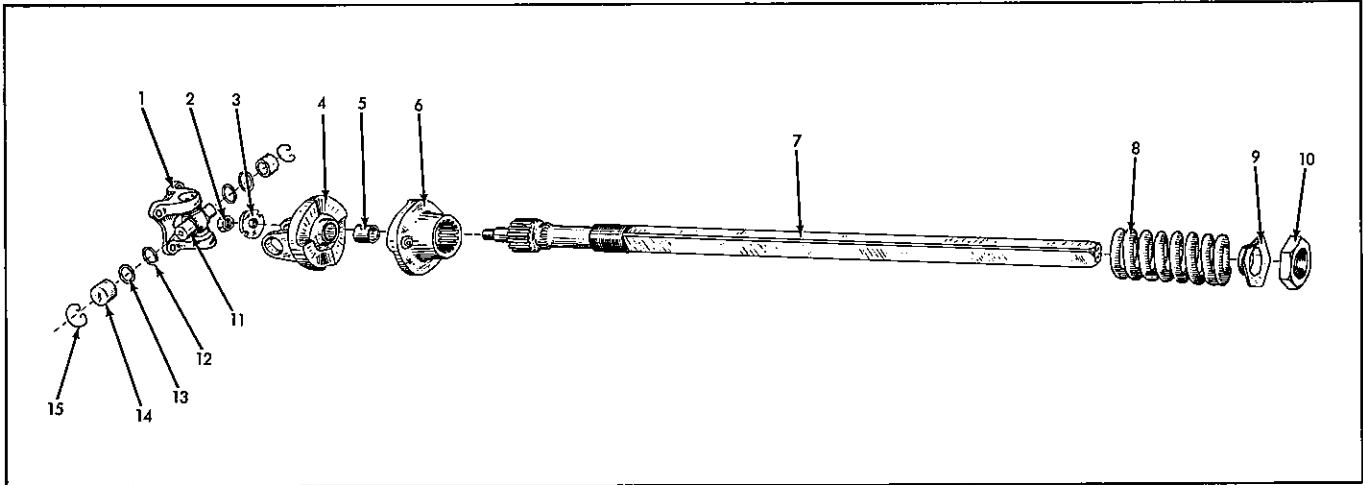
POWER TAKE-OFF SHAFT

ITEM	PART NUMBER	QTY.	DESCRIPTION	ASSEMBLY OR PACKAGE NO.
1	509219	2	ARM, support, bearing	
2	514788	1	SHAFT, propeller	
		2	914687	FITTING, lubrication
3	535516	1	KEY, plain yoke	
4	535544	1	RING, snap	
5	507223	1	BEARING, ball	
6	508921	1	HOUSING, bearing	
		1	914465	FITTING, lubrication
7	535491	2	PIN, arm, support	
		2	916966	LOCKWASHER
		2	916951	NUT
8	539105	1	JOINT ASSY., hitch (Incl. item 9 thru 18) (Supersedes 512230)	
		1	922086	WASHER, plain
		1	916966	LOCKWASHER
		1	921370	CAPSCREW
9	512231	1	YOKE, splined, 1-3/8" std. (Quick release)	
	519069	1	YOKE, splined, 1-3/4" std. (Quick release)	
10	525737	1	X-WASHER, yoke lock pin (f/525736)	
11	512233	1	SPRING, lock pin, splined yoke	
12	525736	1	PIN, lock, splined yoke (f/512231 yoke)	
	526632	1	PIN, lock, splined yoke (f/519069 yoke)	
	510738	8	BUSHING, universal join (Used w/512230)	517312
13	530536	8	CUP ASSY. (Incl. NEEDLE BEARING & CORK WASHER) (Used w/539105)	530538
14	510736	8	WASHER, cork, plain yoke (Used w/512230)	517312
	530567	8	WASHER, cork, plain yoke (Used w/539105)	530538
	510735	8	RETAINER, cork washer, plain yoke (Used w/512230)	517312
16	510745	1	CENTER ASSY., double	
17	510737	8	RING, snap, bushing	517312, 530538
	510739	2	CROSS, center (Used w/512230)	517312
18	530537	2	CROSS, center (Used w/539105)	530538
		1	915275	FITTING, lubrication

Continued

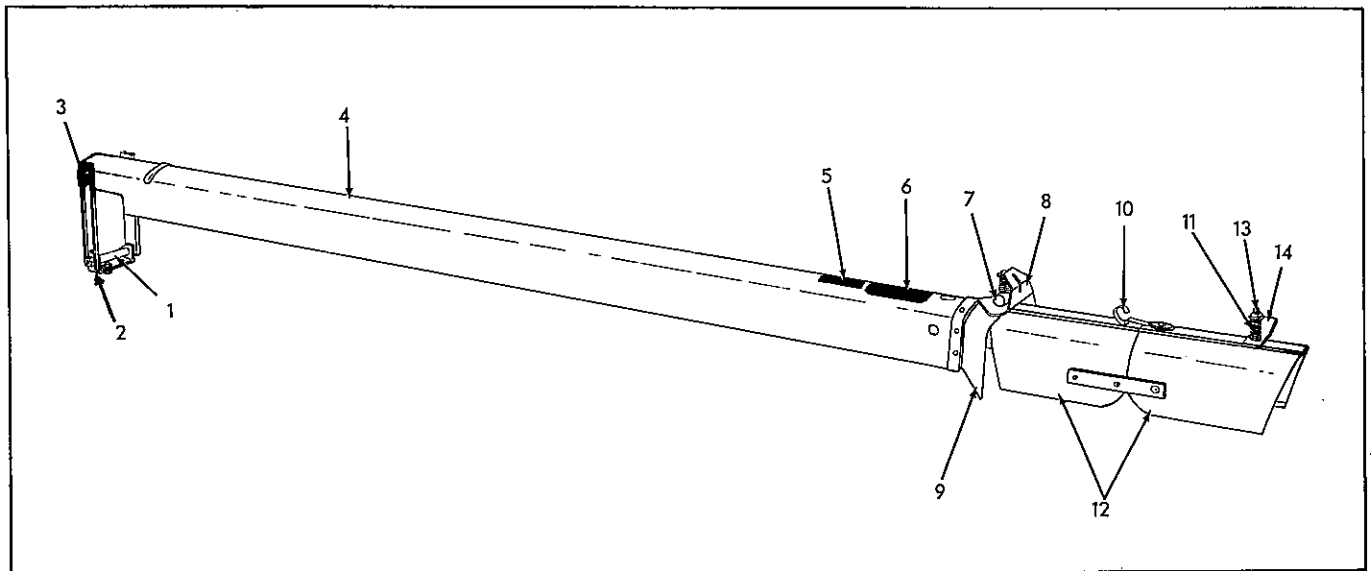
POWER TAKE-OFF SHAFT (Cont'd.)

ITEM	PART NUMBER	QTY.	DESCRIPTION	ASSEMBLY OR PACKAGE NO.
19	510743	1	YOKE, plain 1 922086 WASHER, plain 1 916966 LOCKWASHER 1 921370 CAPSCREW	
20	527061	1	PIN, support bearing arm, lower 2 916966 LOCKWASHER 2 916951 NUT	



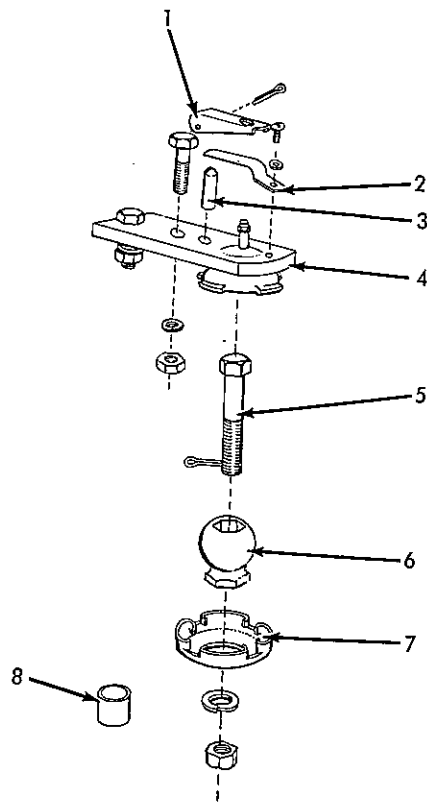
POWER TAKE-OFF SLIP CLUTCH

ITEM	PART NUMBER	QTY.	DESCRIPTION	ASSEMBLY OR PACKAGE NO.
-	513914	1	CLUTCH, slip (Incl. items 1 thru 15) 4 922107 CAPSCREW 4 918199 LOCKWASHER 4 913901 NUT	
1	512566	1	YOKE, flanged 4 919961 CAPSCREW 4 918199 LOCKWASHER 4 918213 NUT	
2	509427	1	NUT, lock	
3	509426	1	NUT, clutch	
4	510740	1	YOKE, flanged jaw	
5	511378	1	BUSHING	
6	510741	1	JAW, sliding 1 914465 FITTING, lubrication	
7	510742	1	SHAFT, clutch	
8	533295	1	SPRING, clutch (Supersedes 509429)	
9	512030	1	WASHER ASSY.	
10	509432	1	NUT, spring adjusting	
11	{ 510739	1	CROSS, center	517312
	{ 530537	1	CROSS, center	530538
		1	915275 FITTING, lubrication	
12	510735	4	RETAINER, cork	517312
13	{ 510736	4	WASHER, cork	517312
	{ 530567	4	WASHER, cork (f/needle bearing)	530538
14	{ 510738	4	BUSHING	517312
	{ 530536	4	CUP ASSY., needle bearing	530538
15	510737	4	RING, snap.	517312, 530538



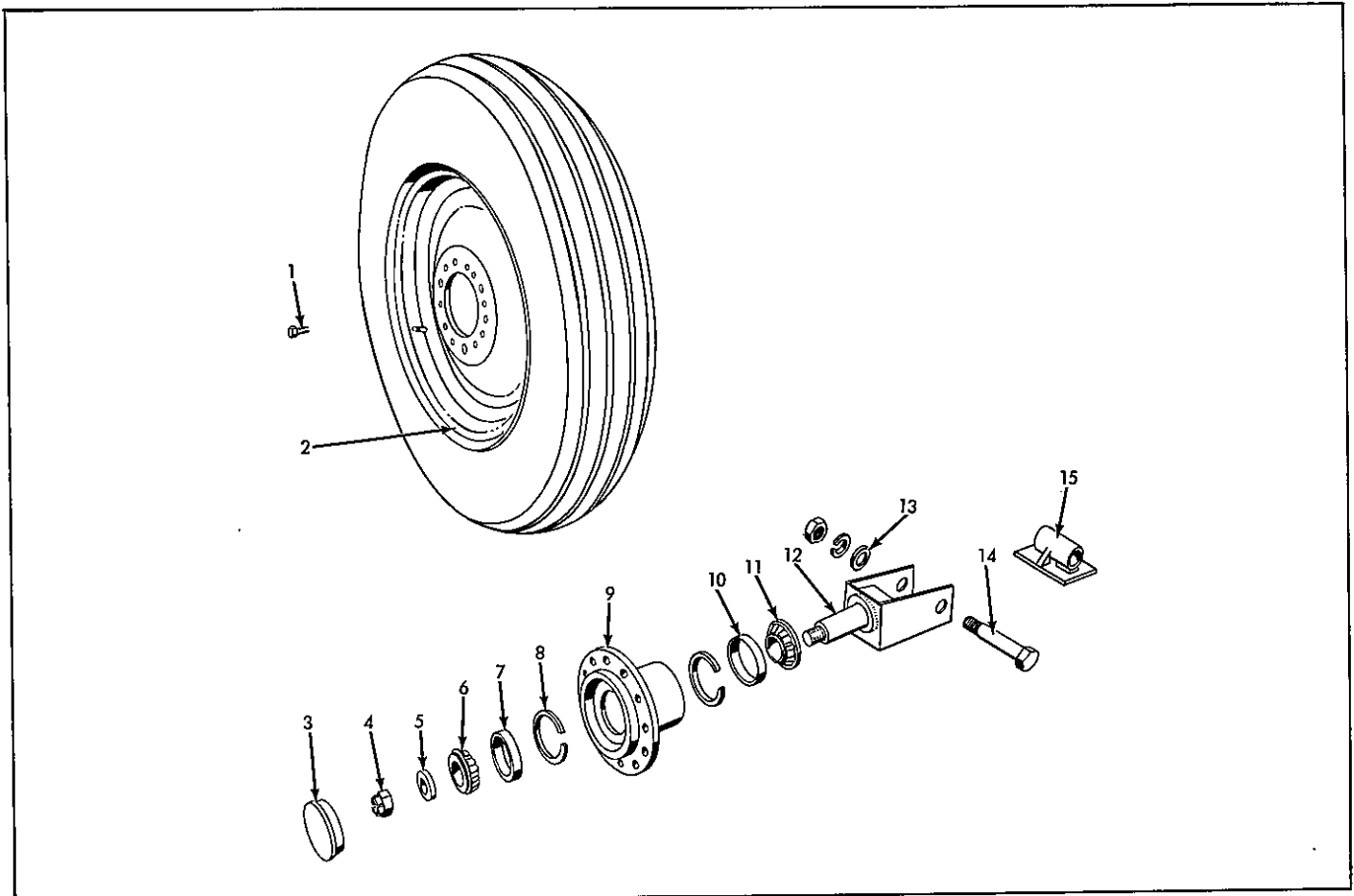
POWER TAKE-OFF SHAFT SHIELD

ITEM	PART NUMBER	QTY.	DESCRIPTION	ASSEMBLY OR PACKAGE NO.
1	535491	1	PIN, pivot	
			2 916966	LOCKWASHER
			2 916951	NUT
2	513813	2	HANGER, rear	
3	513814	2	PIN, connection	
			1 919312	LOCKWASHER
			1 916951	NUT
4	517992	1	SHIELD ASSY., rear	
5	511332	1	TRANSFER, hitch	
6	531145	1	TRANSFER, shield	
7	512204	1	BLOCK, pivot	
8	512203	1	REINFORCEMENT, end	
			3 910516	RIVET
9	505880	1	END, shield	
			6 910280	RIVET
10	510277	1	LATCH, front shield	
			1 907722	SCREW
			1 919380	WASHER, plain
			1 919310	LOCKWASHER
			1 916622	NUT
11	535598	2	SPRING	
12	523828	1	SHIELD ASSY., front section	
			1 916607	CAPSCREW
			2 917378	WASHER, plain
			1 916950	NUT
13	505893	1	BOLT, special (Dld.)	
			2 917378	WASHER, plain
			1 918452	PIN, cotter
14	505889	1	CLIP, connection	



HITCH BALL AND SOCKET

ITEM	PART NUMBER	QTY.	DESCRIPTION	ASSEMBLY OR PACKAGE NO.
1	519446	1	CAM, hitch lock	
2	519447	1	SPRING, hitch lock	
		1	916081 SCREW	
		1	919310 LOCKWASHER	
3	512188	1	PIN, hitch lock	
		1	918454 PIN, cotter	
4	519444	1	PLATE ASSY., hitch socket	
		2	916317 CAPSCREW	
		2	916966 LOCKWASHER	
		2	916951 NUT	
		1	912499 FITTING, lube	
	512185	1	BOLT, hitch, 3/4" NF x 3-1/2 (Standard)	
	546136	1	BOLT, hitch, 3/4" x 4" (Special f/thick drawbars)	
5		1	919332 LOCKWASHER	
		1	919333 NUT	
		1	918459 PIN, cotter	
6	512010	1	BALL, hitch	
7	515674	1	RING, hitch connecting	
8	546137	1	BUSHING, hitch bolt, 3/4" I.D. x 7/8" O.D. x 1-3/16" lg. (f/thick drawbars with 1" hole) (Used w/546136 Bolt)	



WHEEL AND STUB AXLE

ITEM	PART NUMBER	QTY.	DESCRIPTION	ASSEMBLY OR PACKAGE NO.
1	207503	12	BOLT, hub	
2	532393	2	DISC & RIM, wheel (f/7.50 x 18 tire) (Supersedes 526910)	
3	205508	2	CAP, hub	
4	203462	2	NUT, castle, stub axle	
		1	900808 PIN, cotter	
5	203463	2	WASHER	
6	211999	2	CONE, bearing, outer	
7	209890	2	CUP, bearing, outer	
8	521882	4	RING, snap, bearing cup retaining	
9	532244	2	HUB, wheel	
10	526975	2	CUP, bearing, inner	
11	527510	2	CONE, bearing, inner (Incl. GREASE SEAL)	
12	526901	2	SHAFT ASSY., stub axle	
13	920365	2	SPACER, axle bolt	
14	526906	2	BOLT, axle attaching	
		1	919426 LOCKWASHER	
		1	922008 NUT, jam	
15	530118	2	SPACER, axle bolt	

BELTS

ITEM	PART NUMBER	QTY.	DESCRIPTION	ASSEMBLY OR PACKAGE NO.
-	501470	1	BELT, bin unloading	
-	503304	1	BELT, straw spreader drive (long)	
-	509860	1	BELT, reel drive (lower)	
-	514112	1	BELT, straw spreader drive (short)	
-	525596	1	BELT, sickle drive	
-	526806	1	BELT, separator drive	
-	526842	1	BELT, reel drive (upper)	

Continued

BELTS (Cont'd.)

ITEM	PART NUMBER	QTY.	DESCRIPTION	ASSEMBLY OR PACKAGE NO.
-	526898	1	BELT, header drive	
-	526899	1	BELT, header countershaft drive	
-	527095	1	BELT, cylinder drive	

CHAINS (ROLLER)

ITEM	PART NUMBER	QTY.	DESCRIPTION	BULK(10 ft. length)
-	-----	1	CHAIN, grain bin conveyor drive (24 Links)921052
-	-----	1	CHAIN, separator drive (42 Links)921052
-	-----	1	CHAIN, tailings conveyor drive (41 Links)921052
-	-----	1	CHAIN, grain conveyor drive (32 Links).921052
-	-----	1	CHAIN, raddle drive (56 Links).921049
-	-----	1	CHAIN, beater drive (52 Links).921049
-	-----	1	CHAIN, header conveyor drive (45 Links)921052
-	-----	1	CHAIN, feed roll drive attachment (88 Links)921049
-	921049	-	CHAIN, bulk - 10 ft. length, 5/8" pitch	
-	921052	-	CHAIN, bulk - 10 ft. length, 1-1/4" pitch	

TRANSFERS

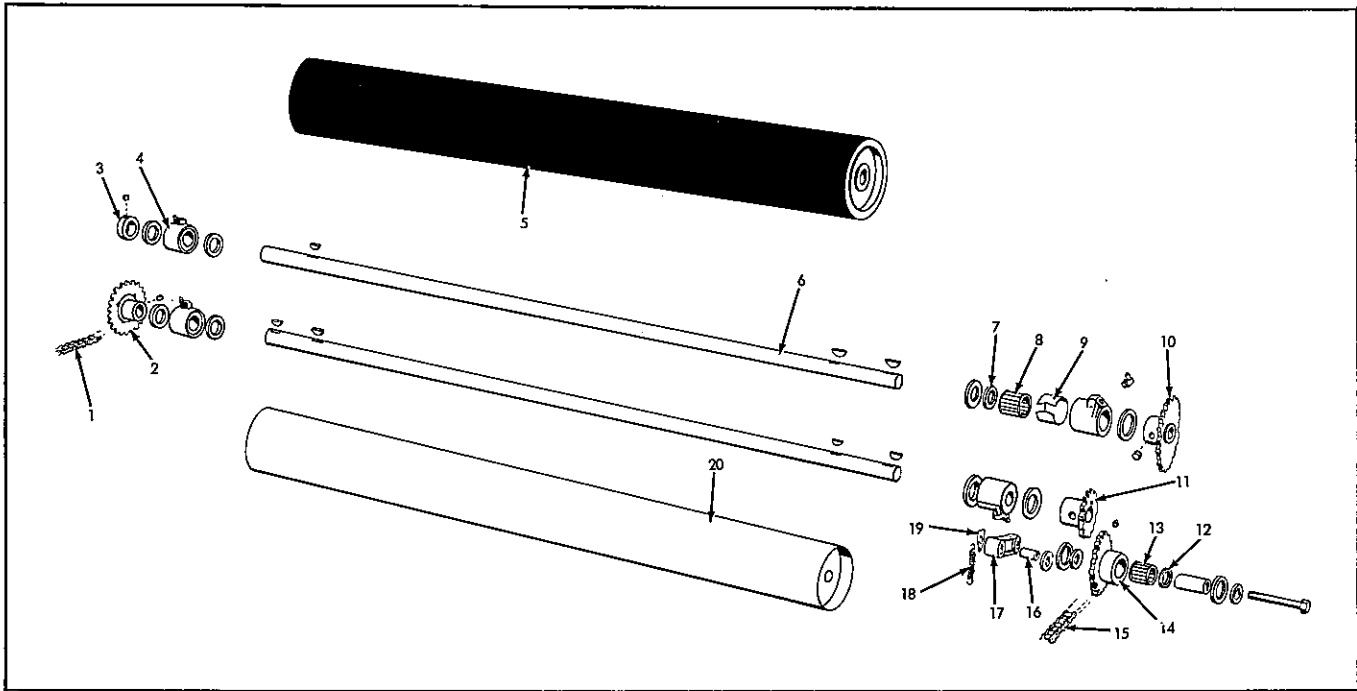
ITEM	PART NUMBER	QTY.	DESCRIPTION	ASSEMBLY OR PACKAGE NO.
-	520308	3	TRANSFER, warning	
-	511332	1	TRANSFER, hitch	
-	531145	1	TRANSFER, shield	
-	915677	1	TRANSFER, "Allis-Chalmers"	
-	522467	1	TRANSFER, belt diagram	
-	527271	1	TRANSFER, Model 90	
-	527281	1	TRANSFER, cylinder idler adj.	
-	517279	1	TRANSFER, ALL-CROP	
-	527573	1	TRANSFER, chain diagram	

MISCELLANEOUS

-	535540	1	BAR, pinch	
-	504008	1	COUNTER, speed	
-	504601	1	TIP, speed counter (Rubber)	
-	902879	1	WRENCH, 1/2" hex socket hd. setscrew	
-	523391	1	WRENCH, cylinder adjusting (11/16" box end) (Special)	

INDEX
SPECIAL ATTACHMENTS

AUXILIARY FEED ROLLS	
Feed Rolls	110
Feed Roll Side Plates	112
AUXILIARY MOTOR ATTACHING PARTS	114
CYLINDER & CONCAVE BARS FOR SPANISH	
PEANUTS & NAVY BEANS	115
DRAPER TYPE PICKUP	
Draper Pick-Up Attaching Parts	121
Draper Pick-Up Frame	116
Draper Pick-Up Idlers	120
Draper Pick-Up Rolls	119
FEEDER BOTTOM DIRT SCREEN	122
GRAIN DRAG FLOOR SCREEN	123
GRAIN SAVING GUARD	124
GROUND BAGGING ATTACHMENT	125
HART SCOURKLEEN MODEL "K"	
For Bagger Machines	126
For Grain Bin Machines	128
HUME REEL	131
JACK	133
LESPEDEZA ATTACHMENT	134
MAIZE GUARD	159
REAR SPREAD STRAW ATTACHMENT	
Chute & Deflector	135
Drive & Countershaft	136
Gear Box & Rotor	138
Housing & Frame	139
ROTARY PICK-UP (Caster Wheel Model)	
Caster Wheels	141
L. H. End & Drive	142
R. H. End	145
Rotor & Strippers	146
ROTOR PICK-UP (Stationary)	
L. H. End & Drive	150
R. H. End	152
Rotor & Strippers	148
SOY BEAN HEADER EXTENSION	
Auger Extension	160
Header Extension	161
Reel	163
Sickle	164
STRAW CHOPPER	
Counterdrive	165
Countershaft	167
Hopper & Housing	168
Knife Shaft & Frame	170
STRAW SPREADER	154
TACHOMETER	156
WHEELS	
Dual	157
Tandem	158

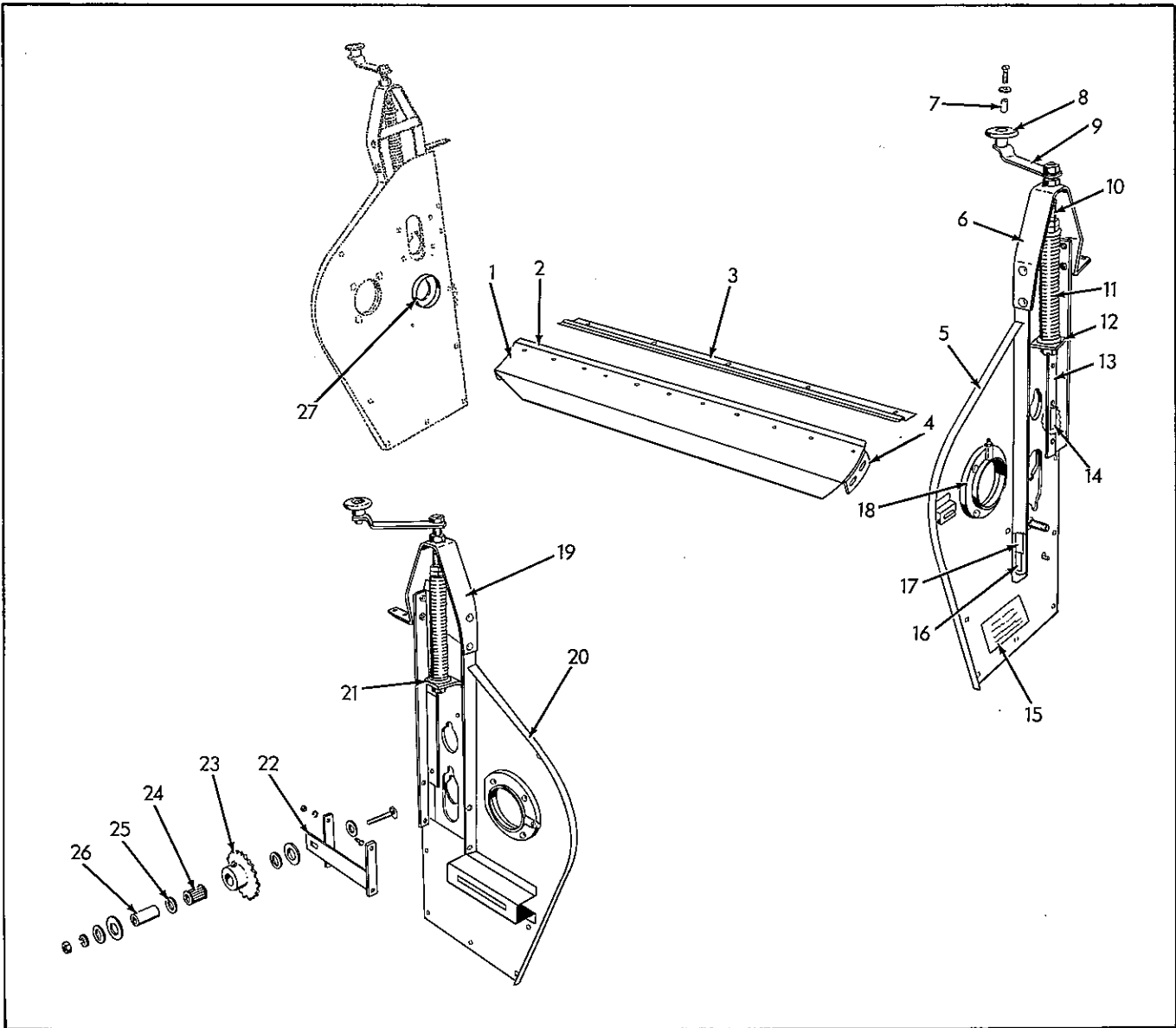


FEED ROLLS
(Auxiliary Feed Rolls)

ITEM	PART NUMBER	QTY.	DESCRIPTION	ASSEMBLY OR PACKAGE NO.
1	-----	1	CHAIN, lower feed roll drive (66 Links) (Incl. ONE CONNECTING AND TWO OFFSET LINKS)	
		-	913680 LINK, offset	
		-	913681 LINK, roller	
		-	913682 LINK, connecting	
2	921049 521096	- 1	CHAIN, bulk (10 ft. length) SPROCKET ASSY., lower feed roll (22T-1" bore) (Incl. SETSCREW)	
		1	902872 SETSCREW	
		1	905126 KEY, woodruff	
3	517136	1	COLLAR ASSY., (1") (Incl. SETSCREW)	
		1	902872 SETSCREW	
4	521118	4	HOUSING ASSY., bearing (Incl. BEARING & CAP)	
		3	919329 WASHER	
		1	915273 FITTING, lubrication (Upper L. H. bearing)	
		1	914465 FITTING, lubrication (Upper R. H. and lower bearings)	
5	527546	1	ROLL ASSY., upper (Rubber Covered)	
		2	911273 KEY, woodruff	
6	527209	2	SHAFT, feed roll (1" x 46-11/16")	
7	506320	8	CAP, bearing housing	
8	507266	4	BEARING, roller	
9	519751	4	RACE, bearing	
10	521093	1	SPROCKET ASSY., upper feed roll driven (24T) (Incl. SETSCREW)	
		1	902872 SETSCREW	
		1	905126 KEY, woodruff	
11	521099	1	SPROCKET ASSY., upper roll and raddle drive (16T-1" Bore) (Incl. SETSCREW)	
		1	902872 SETSCREW	
		1	905126 KEY, woodruff	
12	520405	2	CAP, bearing	
13	507226	1	BEARING, roller	
14	521101	1	IDLER ASSY., drive chain (21T) (Incl. BEARING & CAP)	
		1	908529 CAPSCREW	
		1	913744 NUT	
		1	912808 FITTING, lubrication	
		1	922091 WASHER	
		1	918431 WASHER	
		1	921134 WASHER	

FEED ROLL (Cont'd.)
(Auxiliary Feed Rolls)

ITEM	PART NUMBER	QTY.	DESCRIPTION	ASSEMBLY OR PACKAGE NO.
15	-----	1	CHAIN, upper feed roll drive (88 Links) (Incl. ONE ROLLER LINK AND 2 CONNECTING LINKS)	
		1	913680 LINK, offset	
		1	913681 LINK, roller	
		1	913682 LINK, connecting	
16	921049	-	CHAIN, bulk (10 ft. length)	
	523231	1	BUSHING, idler arm	
17	521120	1	ARM ASSY., upper drive roll idler (Incl. BUSHING)	
18	516715	1	917377 WASHER	
		1	918458 PIN, cotter	
		1	919313 PIN, cotter	
19	521130	1	SPRING, upper feed roll idler	
20	527544	1	CLIP, upper feed roll idler spring	
		1	TUBE ASSY., lower feed roll (Welded)	
		2	911273 KEY, woodruff	




FEED ROLLS SIDE PLATES
(Auxiliary Feed Rolls)

ITEM	PART NUMBER	QTY.	DESCRIPTION	ASSEMBLY OR PACKAGE NO.
1	527567	1	PLATE ASSY., header pivot closure (Incl. STIFFENER & LAGGING)	
	2	917397	CAPSCREW	
	2	919319	CAPSCREW	
	4	917372	NUT	
	4	919311	LOCKWASHER	
	4	917642	WASHER	
2	527570	1	LAGGING, header pivot closure plate	
	9	910914	RIVET	
	2	900768	RIVET	
3	527572	1	PLATE, lower roll stripper	
4	527569	1	STIFFENER, header pivot closure plate	
	9	910914	RIVET	
	2	900768	RIVET	
5	527563	1	PLATE ASSY., side, L. H. (Riveted)	
	2	919318	CAPSCREW	
	3	916946	BOLT	
	1	916947	BOLT	
	1	919357	CAPSCREW	
	2	919311	LOCKWASHER	
	5	919312	LOCKWASHER	
	2	917372	NUT	
	5	916950	NUT	

Continued
112

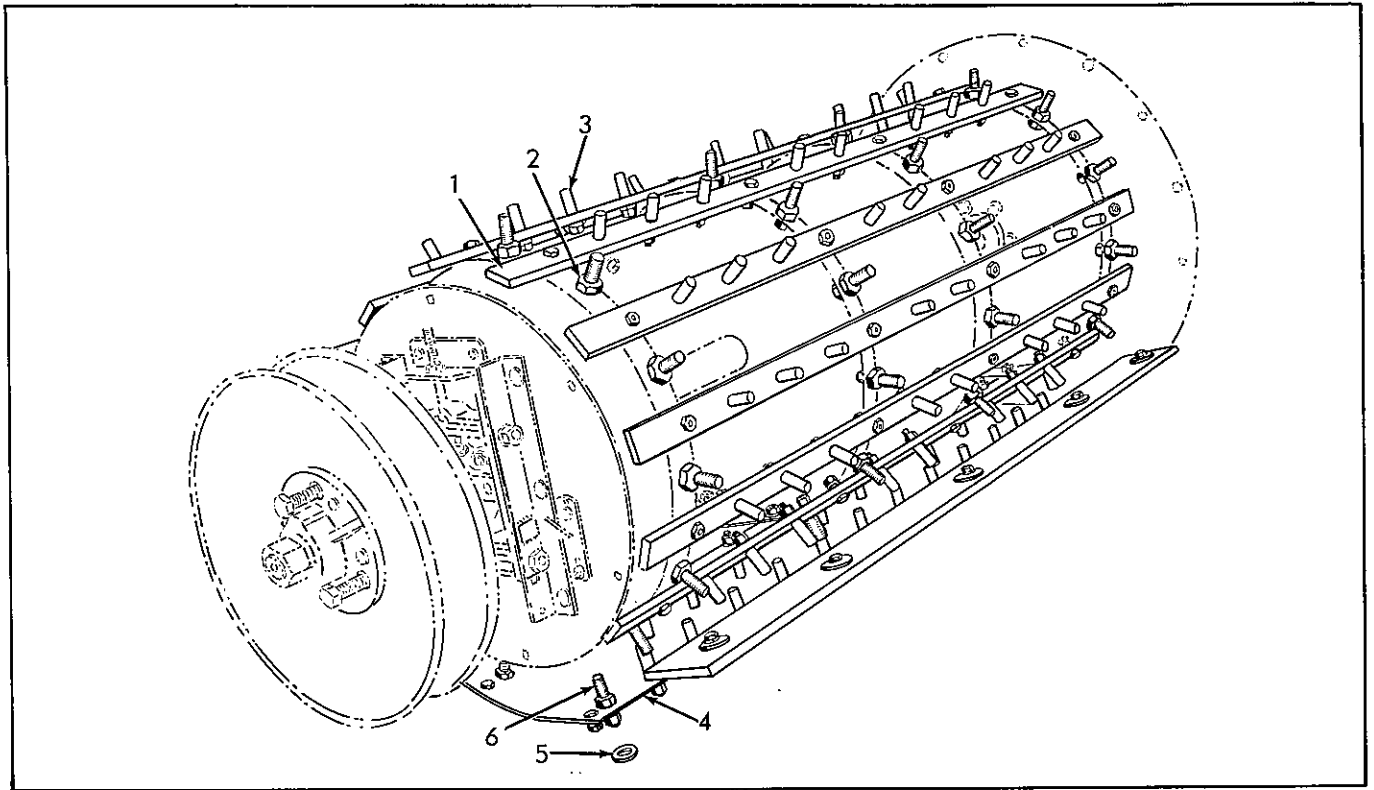
FEED ROLLS SIDE PLATES (Cont'd.)
(Auxiliary Feed Rolls)

ITEM	PART NUMBER	QTY.	DESCRIPTION	ASSEMBLY OR PACKAGE NO.
6	527557	1	BRACKET ASSY., upper feed roll crank, L. H. (Welded) 4 919323 BOLT 2 916943 BOLT 4 919311 LOCKWASHER 2 919310 LOCKWASHER 4 917372 NUT 2 916622 NUT	
7	521123	2	BEARING, handle knob	
8	521122	2	KNOB, handle 1 920327 SCREW 1 919311 LOCKWASHER 1 917372 NUT 1 919326 WASHER	
9	521124	2	HANDLE, feed roll control 1 919332 LOCKWASHER 1 922013 NUT, jam	
10	521125	2	SCREW, release crank 2 922013 NUT, jam 1 920120 WASHER 2 911187 WASHER 2 919390 WASHER 1 922013 NUT, slotted 1 920117 PIN, cotter	
11	521126	2	SPRING, upper feed roll	
12	521111	1	PLATE ASSY., feed roll bearing slide, L. H. (Welded)	
13	520557	4	BRACKET, bearing slide 3 913163 RIVET	
14	520559	4	SHIM, bearing slide bracket	
15	520563 527573	1	TRANSFER, upper feed roll chain diagram	
16	520560	1	SHIM, bearing slide bracket, lower L. H., front	
17	520558	1	BRACKET, bearing slide, lower L. H., front 2 913163 RIVET	
18	516640	2	RING, header pivot bearing 4 913167 RIVET	
19	527550	1	BRACKET ASSY., upper feed roll crank, R. H. (Welded) 4 919323 BOLT 2 916943 BOLT 4 919311 LOCKWASHER 2 919310 LOCKWASHER 4 917372 NUT 2 916622 NUT	
20	527559	1	PLATE ASSY., side, R. H. (Riveted) 2 919318 CAPSCREW 3 916946 BOLT 1 916947 BOLT 1 919357 CAPSCREW 2 919311 LOCKWASHER 5 919312 LOCKWASHER 2 917372 NUT 5 916950 NUT	
21	521127	1	PLATE, bearing slide, R. H.	
22	527553	1	BRACKET ASSY., lower feed roll idler 4 917397 CAPSCREW 4 919311 LOCKWASHER 4 917372 NUT	
23	521101	1	IDLER ASSY., drive chain (21T) (Incl. BEARING & CAP) 1 922101 BOLT 1 916966 LOCKWASHER 1 919389 WASHER 1 912808 FITTING, lubrication 1 922091 WASHER 1 918431 WASHER 1 921134 WASHER	
24	507226	1	BEARING, roller	
25	520405	2	CAP, bearing	
26	507216	1	BUSHING, idler	
27	520508	2	SHIELD, lower feed roll	



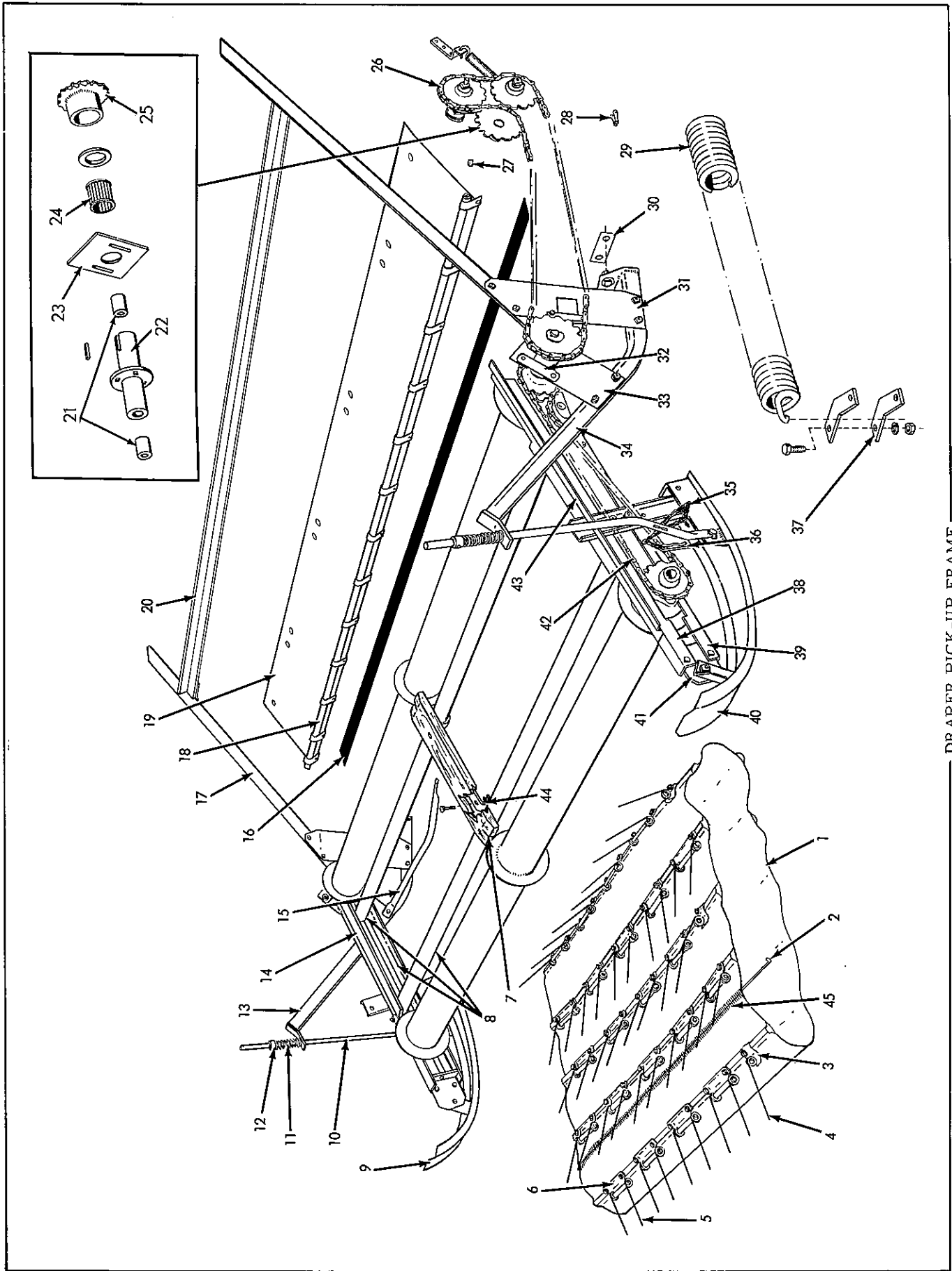
AUXILIARY MOTOR ATTACHING PARTS

ITEM	PART NUMBER	QTY.	DESCRIPTION	ASSEMBLY OR PACKAGE NO.
1	512302	2	CROSS, center517311
			1 912275 FITTING	
2	512301	8	RETAINER, cork517311
3	512300	8	WASHER, cork517311
4	512303	8	BUSHING517311
5	512304	8	RING, lock517311
6	542707	1	YOKE, flange (Supersedes 517154)	
			4 919961 CAPSCREW	
			4 918199 LOCKWASHER	
			4 918213 NUT	
7	517829	1	JOINT, Universal (Complete) (Incl. YOKES, CROSSES, BUSHINGS & CORK WASHER)	
			1 921345 WASHER	
			1 919437 NUT	
			1 918454 PIN, cotter	
	517830	1	YOKE, double, center	
8	517831	1	YOKE, spined	
9	530296	2	SUPPORT, motor	
			1 919983 CAPSCREW	
			1 916966 LOCKWASHER	
			1 918431 WASHER	
			1 919375 CAPSCREW	
			1 917373 LOCKWASHER	
			1 916951 NUT	
			1 915726 NUT	
10	503962	1	CORD, clutch control	



CYLINDER & CONCAVE BARS
For Spanish Peanuts and Navy Beans

ITEM	PART NUMBER	QTY.	DESCRIPTION	ASSEMBLY OR PACKAGE NO.
1	528326	12	BAR, cylinder	
			4 914398 CAPSCREW	
			4 919312 LOCKWASHER	
			4 916602 NUT	
2	527487	48	SPACER, cylinder stud	
3	522478	144	STUD, cylinder bar (taper shank)	
			1 919312 LOCKWASHER	
			1 916602 NUT	
4	528324	2	BAR, concave	
			2 919319 CAPSCREW	
			2 919311 LOCKWASHER	
			2 917372 NUT	
5	911421	26	WASHER, plain (Used when STANDARD CONCAVES are used after holes have been drilled for PEANUT CONCAVES.)	
6	526276	26	STUD, concave bar (straight shank -- shouldered)	
			1 918199 LOCKWASHER	
			1 913901 NUT	



DRAPER PICK-UP FRAME

DRAPER PICK-UP FRAME
Draper Type Pick-up

ITEM	PART NUMBER	QTY.	DESCRIPTION	ASSEMBLY OR PACKAGE NO.
1	528071	2	DRAPER & LACING ASSY. (Incl. LACING & PIN)	
2	528072	2	PIN, lacing	
3	522877	10	RETAINER, pickup finger, single tine	
			1 916622 NUT, plated	
			1 919310 LOCKWASHER	
4	539544	10	FINGER, pickup spring, single tine (Supersedes 522876)	
			1 916622 NUT, plated	
			1 919310 LOCKWASHER	
5	539543	70	FINGER, pickup spring (Supersedes 521838)	
			2 916622 NUT, plated	
			2 919310 LOCKWASHER	
6	521839	70	RETAINER, pickup finger	
			2 916622 NUT, plated	
			2 919310 LOCKWASHER	
7	522868	1	SLIDE, draper center	
			2 921928 BOLT	
			2 919311 LOCKWASHER	
			2 917372 NUT	
8	528049	1	FRAME ASSY. (Welded)	
9	522785	1	SHOE ASSY., R. H.	
			1 907731 CAPSCREW	
			3 919312 LOCKWASHER	
			1 916950 NUT	
10	528073	2	LINK ASSY., stop	
			1 918458 PIN, cotter	
11	522853	2	SPRING, stop link	
12	522818	2	COLLAR ASSY. (5/8") (Incl. SETSCREW)	
			1 901275 SETSCREW	
13	528054	1	ARM ASSY., pickup support, R. H.	
			2 917400 CAPSCREW	
			2 917378 WASHER	
			2 919312 LOCKWASHER	
			2 916950 NUT	
			1 920579 WASHER	
14	522856	2	SLIDE, draper	
			2 919318 CAPSCREW	
			2 919311 LOCKWASHER	
			2 917372 NUT	
			2 917642 WASHER	
15	528078	1	BRACE, support arm	
			1 917402 CAPSCREW	
			1 919445 BOLT	
			4 917378 WASHER	
			2 919312 LOCKWASHER	
			1 916950 NUT	
16	528079	1	LAGGING, guard angle	
			9 916947 BOLT	
			9 919312 LOCKWASHER	
			9 916950 NUT	
17	528052	2	BRACE, support	
			1 908127 CAPSCREW	
			1 919312 LOCKWASHER	
			1 916950 NUT	
18	528060	1	CUSHION ASSY., header bottom extension (Incl. RETAINERS)	
			9 908295 CAPSCREW	
			9 919310 LOCKWASHER	
			9 916622 NUT	
19	528057	1	EXTENSION ASSY., header bottom (Welded)	
			3 919445 BOLT	
			3 919312 LOCKWASHER	
			3 916950 NUT	
20	528075	1	REST ASSY., pickup	
			2 917397 CAPSCREW	
			2 919311 LOCKWASHER	
			2 917372 NUT	
21	523986	2	BUSHING	
22	523985	1	GUDGEON, drive (Incl. BUSHINGS)	
			3 919414 BOLT	
			3 919311 LOCKWASHER	
			3 917372 NUT	

Continued

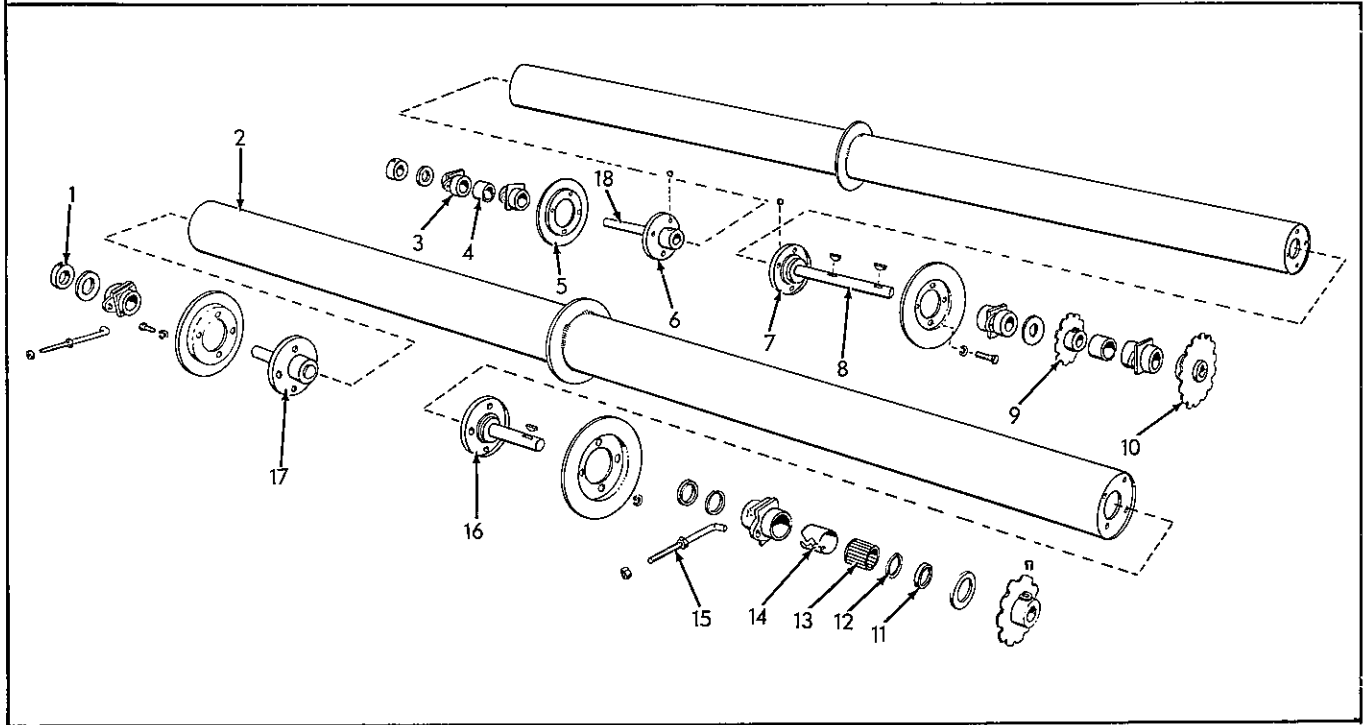
DRAPER PICK-UP FRAME (Cont'd.)
Draper Type Pick-Up

ITEM	PART NUMBER	QTY.	DESCRIPTION	ASSEMBLY OR PACKAGE NO.						
23	533592	1	SUPPORT, auger (Supersedes 523984) 2 916947 BOLT 2 919312 LOCKWASHER 2 916950 NUT							
24	523987	1	BEARING, roller							
25	523983	1	SPROCKET, drive 1 905856 KEY 1 911712 SETSCREW 1 902872 SETSCREW 1 914465 FITTING, lubrication 2 922679 WASHER, plain							
26	-----	1	CHAIN, drive (85 links) (Incl. ONE OFFSET AND TWO CONNECTING LINKS) - 919103 LINK, offset - 919104 LINK, connecting - 919102 LINK, roller							
			921051 1 CHAIN, bulk (10 ft. length)							
			517036 2 SPACER, header bottom extension							
			919102 - LINK, roller							
28	919103	-	LINK, offset connecting							
			919104 - LINK, connecting							
29	522107	1	SPRING, header counterbalance							
30	528081	1	SHIM, support arm bracket							
31	522815	2	PLATE, bearing pivot, rear 2 917397 CAPSCREW 2 917398 CAPSCREW 4 919311 LOCKWASHER 4 917372 NUT							
			32	522812	4	RETAINER, roller bearing plate 2 917397 CAPSCREW 2 919311 LOCKWASHER 2 917372 NUT				
			33			522811	2	PLATE, bearing pivot, front 1 919361 CAPSCREW 2 917397 CAPSCREW 1 917398 CAPSCREW 1 919312 LOCKWASHER 3 919311 LOCKWASHER 3 917372 NUT 1 916950 NUT		
								34	522806	1
				35	510668					
36	526745	2								
			37	528083	4	CLIP, counterbalance spring 2 917400 CAPSCREW 2 919312 LOCKWASHER 2 916950 NUT				
38	523192	2				RAIL, draper frame, L. H., upper & R. H., lower 2 908127 CAPSCREW 2 919312 LOCKWASHER 2 916950 NUT				
						39	523191	2	RAIL, draper frame, R. H. upper and L. H. lower 2 908127 CAPSCREW 2 919312 LOCKWASHER 2 916950 NUT	
			40	522790	1				SHOE ASSY., L. H. 3 907731 CAPSCREW 3 919312 LOCKWASHER 1 916950 NUT	
41	522804	2							SUPPORT, shoe 2 907731 CAPSCREW 2 919312 LOCKWASHER 2 916950 NUT	

Continued

DRAPER PICK-UP FRAME (Cont'd.)
Draper Type Pick-Up

ITEM	PART NUMBER	QTY.	DESCRIPTION	ASSEMBLY OR PACKAGE NO.
42	-----	1	CHAIN, draper roller drive (59 Links) (Incl. ONE OFFSET, TWO ROLLER AND THREE CONNECTING LINKS)	
			- 919102 LINK, roller	
			- 919103 LINK, offset	
			- 919104 LINK, roller	
43	921051	1	CHAIN, bulk (10 ft. length)	
	532190	1	SHIELD, roller chain	
			4 919318 CAPSCREW	
			4 919311 LOCKWASHER	
			4 917372 NUT	
44	522867	1	BRACKET, draper center slide	
45	528774	-	LACING PKG., draper hooks (20 cards of 50 hooks each)	



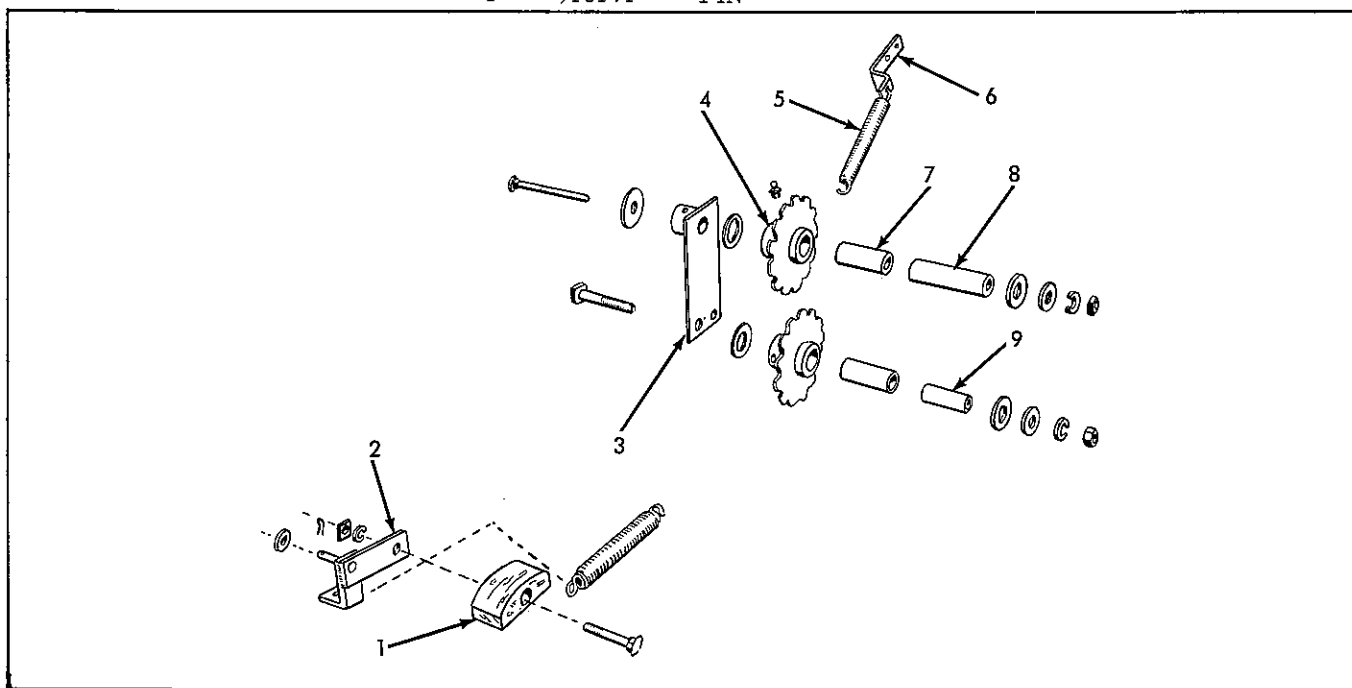
DRAPER PICKUP ROLLS
Draper Type Pick-Up

ITEM	PART NUMBER	QTY.	DESCRIPTION	ASSEMBLY OR PACKAGE NO.
1	516090	2	COLLAR ASSY. (Incl. SETSCREW)	
			1 902872 SETSCREW	
2	528063	2	ROLL ASSY., draper (Welded)	
3	522845	6	HOUSING ASSY., roller bearing (Incl. BEARING & SEALS)	
			2 921134 WASHER	
			1 914465 FITTING, lubrication	
4	522102	2	SPACER, bearing	
5	522836	4	FLANGE, roller outer	
			4 917400 CAPSCREW	
			4 919312 LOCKWASHER	
6	528066	1	HUB ASSY., rear roller, R. H. (Incl. SHAFT)	
			4 917400 CAPSCREW	
			4 919312 LOCKWASHER	
7	528068	1	HUB ASSY., rear roller, L. H. (Incl. SHAFT)	
			4 917400 CAPSCREW	
			4 919312 LOCKWASHER	
8	528069	1	SHAFT, rear roller, L. H. (7/8" x 13")	
9	522843	2	SPROCKET ASSY., roller drive (7/8" bore, 11T) (Incl. SETSCREW)	
			1 902872 SETSCREW	
			1 905126 KEY	

Continued

DRAPER PICKUP ROLLS (Cont'd.)
Draper Type Pick-Up

ITEM	PART NUMBER	QTY.	DESCRIPTION	ASSEMBLY OR PACKAGE NO.
10	522837	1	SPROCKET ASSY., driven (7/8" bore, 15T) (Incl. SETSCREW)	
			1 902872 SETSCREW	
			1 905126 KEY, woodruff	
11	522847	12	SEAL, roller bearing housing	
12	522848	12	WASHER, roller bearing housing	
13	507226	6	BEARING, roller	
14	508938	6	RACE, bearing	
15	522861	2	BOLT, draper adjusting	
			2 916950 NUT	
			1 918452 PIN, cotter	
16	522828	1	HUB ASSY., front roller, L. H.	
			4 917400 CAPSCREW	
			4 919312 LOCKWASHER	
17	522827	1	HUB ASSY., front roller, R. H. (Incl. SHAFT)	
			4 917400 CAPSCREW	
			4 919312 LOCKWASHER	
18	528067	1	SHAFT, rear roller, R. H.	
			1 916171 PIN	



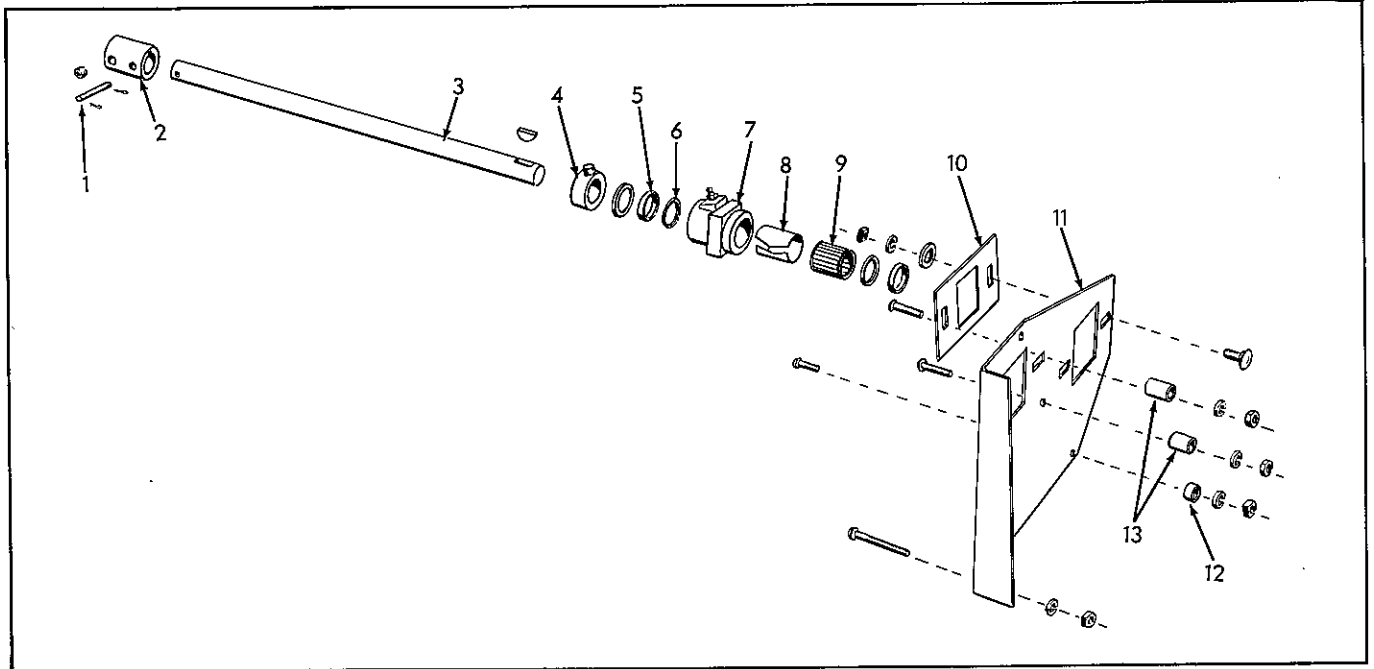
DRAPER PICKUP IDLERS
Draper Type Pick-Up

ITEM	PART NUMBER	QTY.	DESCRIPTION	ASSEMBLY OR PACKAGE NO.
1	522859	1	SLIDE, roller drive idler	
			1 921929 BOLT	
			1 919311 LOCKWASHER	
			1 917372 NUT	
2	523185	1	BRACKET ASSY., roller drive idler	
			1 918430 WASHER	
			1 918452 PIN, cotter	
3	522797	1	BRACKET ASSY., pickup drive idler (Welded)	
			1 912808 FITTING, lubrication	
			1 920308 WASHER	
4	522816	2	SPROCKET ASSY., chain idler (13T) (Incl. BUSHINGS)	
			1 916036 BOLT	
			1 918431 WASHER	} upper idler
			1 919312 LOCKWASHER	
			1 920207 CAPSCREW	} lower idler
			1 918431 WASHER	
			1 916966 LOCKWASHER	
			2 919392 WASHER	
			1 914465 FITTING, lubrication	

Continued
120

DRAPER PICKUP IDLERS (Cont'd.)
Draper Type Pick-Up

ITEM	PART NUMBER	QTY.	DESCRIPTION	ASSEMBLY OR PACKAGE NO.
5	510360	2	SPRING, roller drive idler 1 918458 PIN, cotter	
6	522866	1	CLIP, idler spring 1 916019 CAPSCREW 1 919310 LOCKWASHER 1 916622 NUT	
7	506968	2	BUSHING, idler sprocket	
8	522865	1	BUSHING, upper idler (Steel)	
9	507216	1	BUSHING, lower idler (Steel)	



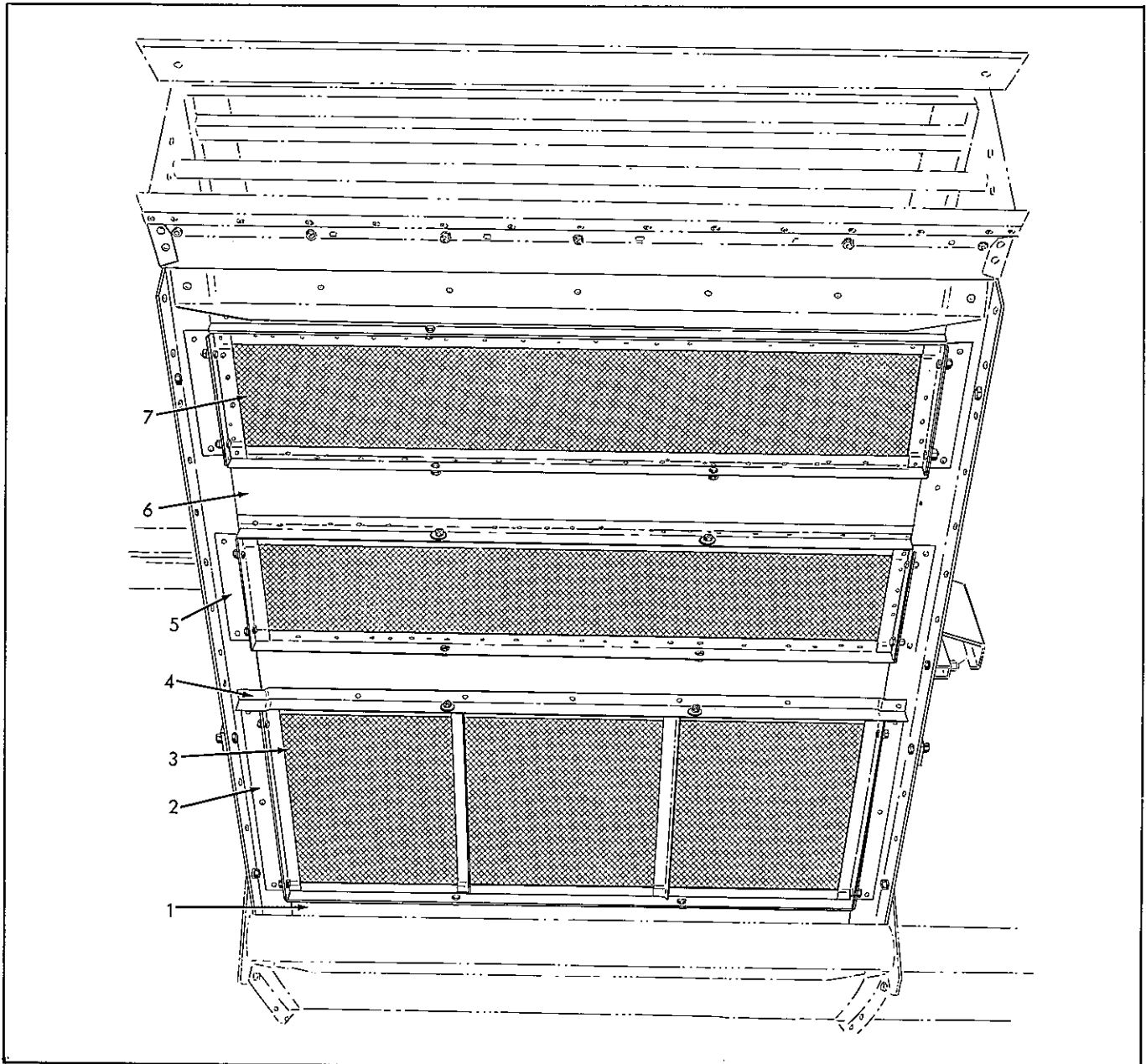
DRAPER PICK-UP ATTACHING PARTS
For 2 ft. Soy Bean Header Extension

ITEM	PART NUMBER	QTY.	DESCRIPTION	ASSEMBLY OR PACKAGE NO.
1	531307	1	PIN, coupling, hex head 2 918452 PIN, cotter	
2	523214	1	COUPLING, extension shaft 1 902872 SETSCREW 1 905126 KEY	
3	535361	1	SHAFT, extension (7/8" x 23-15/16")	
4	516090	1	COLLAR, set 1 902872 SETSCREW	
5	522847	2	SEAL, bearing housing	
6	522848	2	WASHER, bearing housing	
7	522845	1	HOUSING ASSY., Bearing (Incl. BEARING & SEALS) 1 921134 WASHER 1 914465 FITTING, lubrication	
8	508938	1	RACE, outer, bearing	
9	507226	1	BEARING, roller	
10	523212	1	PLATE, extension shaft bearing adjusting 2 916946 BOLT 2 917378 WASHER 2 919312 LOCKWASHER 2 916950 NUT	
11	523211	1	PLATE, extension shaft bearing 2 918240 CAPSCREW 1 917396 CAPSCREW 1 909622 CAPSCREW 4 919310 LOCKWASHER 4 916622 NUT	

Continued

DRAPER PICK-UP ATTACHING PARTS (Cont'd.)
For 2 Ft. Soy Bean Header Extension

ITEM	PART NUMBER	QTY.	DESCRIPTION	ASSEMBLY OR PACKAGE NO.
12	522854	1	SPACER, short bearing plate	
13	521123	2	SPACER, long bearing plate	



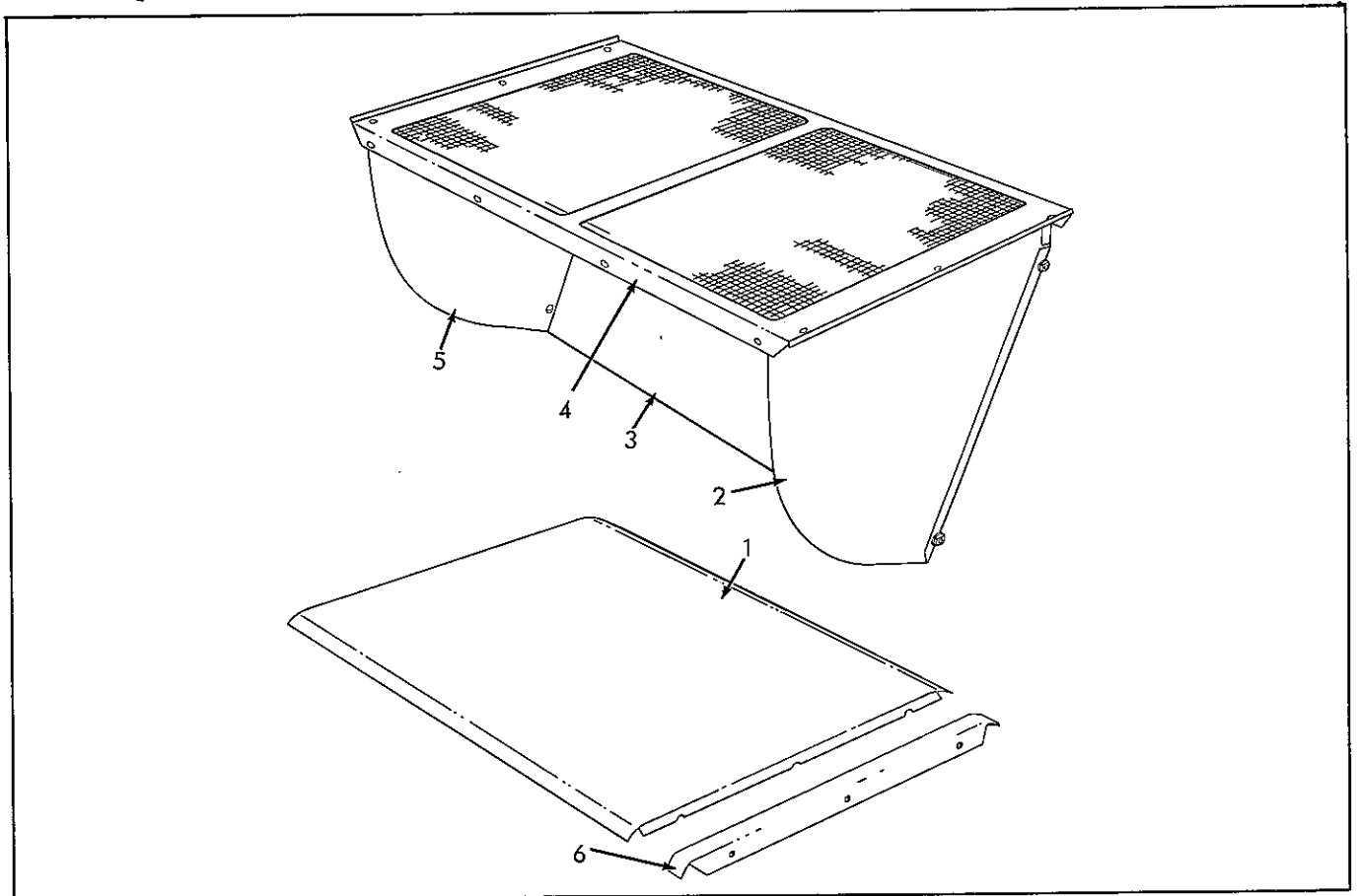
FEEDER BOTTOM DIRT SCREEN

ITEM	PART NUMBER	QTY.	DESCRIPTION	ASSEMBLY OR PACKAGE NO.
1	528490	1	BOTTOM ASSY., feeder, lower	
			11 915261 RIVET	
			2 910296 RIVET	
			2 910282 RIVET	
2	524711	2	RAIL, feeder bottom, lower	
			3 915261 RIVET	

Continued

FEEDER BOTTOM DIRT SCREEN (Cont'd.)

ITEM	PART NUMBER	QTY.	DESCRIPTION	ASSEMBLY OR PACKAGE NO.
3	528495	1	SCREEN ASSY., feeder bottom, lower	
		1	BOTTOM ASSY., feeder, lower, removable (Blank)	
		8	907727 CAPSCREW	
		8	917377 WASHER	
		8	919310 LOCKWASHER	
4	528502	1	SUPPORT, feeder bottom, center	
		5	915261 RIVET	
		2	910296 RIVET	
5	528501	4	RAIL, feeder bottom, upper	
		2	915261 RIVET	
6	528487	1	BOTTOM ASSY., feeder, upper	
		18	915261 RIVET	
		2	910298 RIVET	
		2	910296 RIVET	
7	528492	2	SCREEN ASSY., feeder bottom, upper	
		2	BOTTOM ASSY., feeder, upper, removable (Blank)	
		8	907727 CAPSCREW	
		8	917377 WASHER	
		8	919310 LOCKWASHER	
		8	916622 NUT	



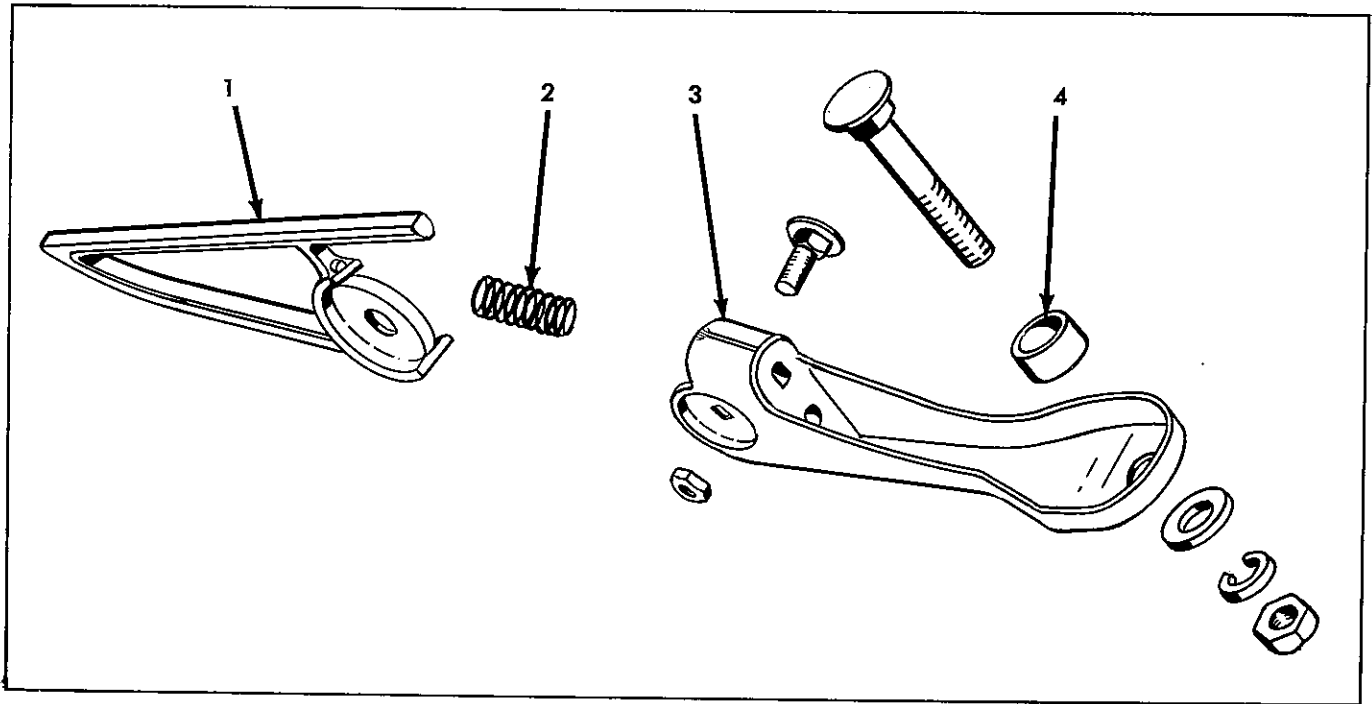
GRAIN DRAG FLOOR SCREEN

ITEM	PART NUMBER	QTY.	DESCRIPTION	ASSEMBLY OR PACKAGE NO.
1	527687	1	BOTTOM ASSY., grain drag, false	
2	502760	1	PANEL, dirt screen shield, rear	
		3	907727 CAPSCREW	
		3	919310 LOCKWASHER	
		3	916622 NUT	

Continued

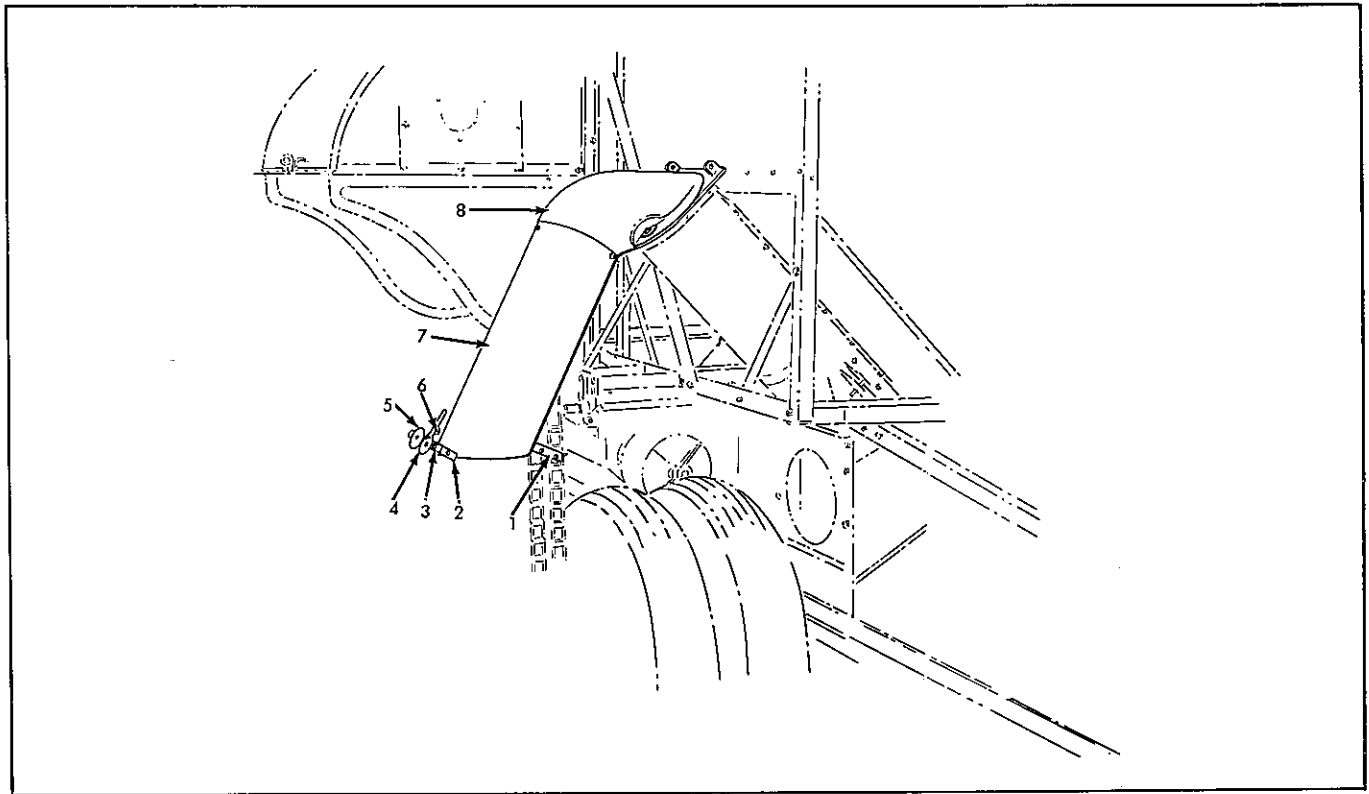
GRAIN DRAG FLOOR SCREEN (Cont'd.)

ITEM	PART NUMBER	QTY.	DESCRIPTION	ASSEMBLY OR PACKAGE NO.
3	527673	1	SHEET, dirt shield, side	
			4 908295 CAPSCREW	
			4 919310 LOCKWASHER	
			4 916622 NUT	
4	527676	1	SCREEN, floor, 1/4" perforations	
	527685	1	SCREEN, floor, 7/64" x 5/8" perforations	
	527672	1	SCREEN, floor, 5/32" x 5/8" perforations	
	527682	1	SCREEN, floor, 5 x 5 mesh	
	527680	1	SCREEN, floor, 4 x 4 mesh	
			5 913593 SCREW	
			5 908295 CAPSCREW	
			5 919310 LOCKWASHER	
			5 916622 NUT	
5	502759	1	PANEL, dirt screen shield, front	
			3 907727 CAPSCREW	
			3 919310 LOCKWASHER	
			3 916622 NUT	
6	527114	1	DIVIDE, grain drag, L. H. (S/N 4101 & up)	



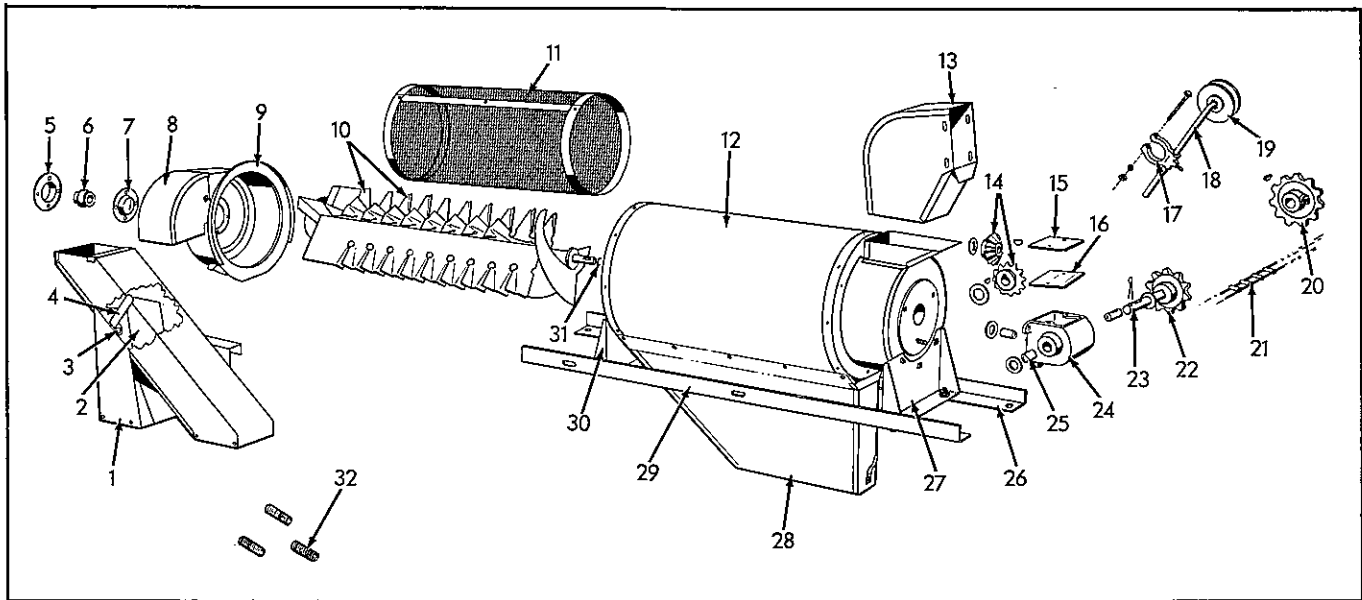
GRAIN SAVING GUARDS

ITEM	PART NUMBER	QTY.	DESCRIPTION	ASSEMBLY OR PACKAGE NO.
1	523566	1	POINT, guard	
			1 919414 BOLT	
			1 920161 NUT	
2	516836	1	SPRING	
3	519015	1	HINGE	
			1 919445 BOLT	
			1 919312 LOCKWASHER	
			1 917378 WASHER	
4	511729	1	SPACER, hinge	



GROUND BAGGING ATTACHMENT

ITEM	PART NUMBER	QTY.	DESCRIPTION	ASSEMBLY OR PACKAGE NO.
1	504303	1	HOLDER ASSY., rear	
			2 907722 SCREW	
			2 919310 LOCKWASHER	
			2 916622 NUT	
2	505860	1	HOLDER ASSY., front (Incl. BRACKET, TRIGGER & DISCS)	
			2 907722 SCREW	
			2 919310 LOCKWASHER	
			2 916622 NUT	
3	505821	1	BRACKET, bag holder (Incl. TRIGGER STOP)	
			2 910280 RIVET	
4	505820	1	TRIGGER	
			1 910282 RIVET	
			1 910531 BURR	
5	504289	1	DISC, bag holder	
			1 910282 RIVET	
6	504302	1	SPRING, trigger	
7	525035	1	SPOUT	
			3 916532 SCREW	
			3 917377 WASHER	
			3 919310 LOCKWASHER	
			3 916622 NUT	
8	525038	1	ADAPTER, bagger spout	
			2 907729 CAPSCREW	
			2 919311 LOCKWASHER	
			2 917372 NUT	



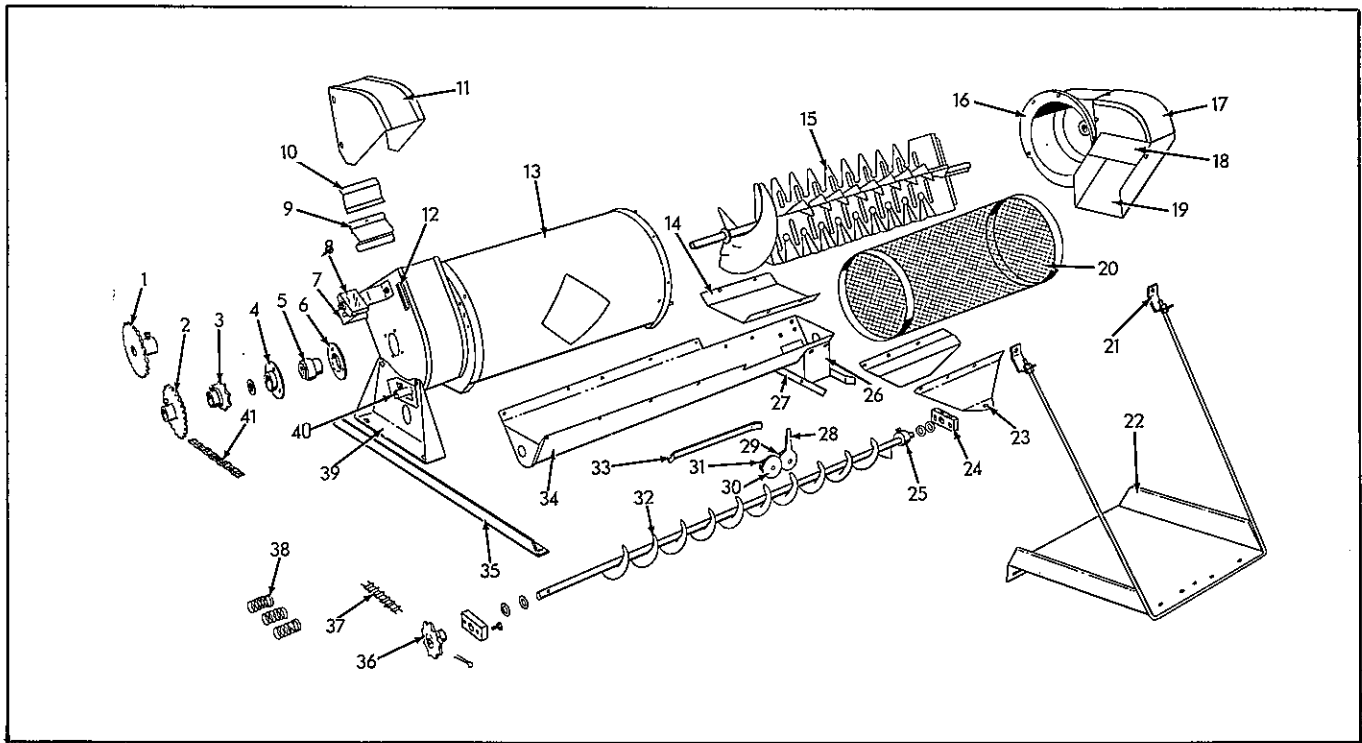
HART SCOURKLEEN MODEL "K"
(For Bagger Machine)

ITEM	PART NUMBER	QTY.	DESCRIPTION	ASSEMBLY OR PACKAGE NO.
1	528801	1	BAGGER Y, complete (Incl. VALVE & BAG HOLDERS)	
			2 916019 CAPSCREW	
			2 916205 NUT	
			2 917377 WASHER	
			2 919310 LOCKWASHER	
			2 916952 NUT, wing	
2	519823	1	VALVE, bagger	
3	517124	1	PIN, bagger valve	
			1 918452 PIN, cotter	
			1 910831 WASHER	
4	516989	1	HANDLE, bagger valve	
			1 917378 WASHER	
			1 918452 PIN, cotter	
5	519778	1	RETAINER, bearing, outer	
			3 916081 SCREW, machine	
			3 919310 LOCKWASHER	
			3 916622 NUT	
6	519777	1	BEARING, rotor shaft wood	
7	519779	1	RETAINER, bearing, inner	
8	519820	1	ELBOW ASSY., discharge	
			3 916079 SCREW, machine	
			3 910533 LOCKWASHER	
			3 916621 NUT	
9	519811	1	DRUM ASSY., discharge	
			3 916533 SCREW, machine	
			3 916205 NUT, speed	
			3 919310 LOCKWASHER	
			3 916952 NUT, wing	
10	519813	1	ROTOR ASSY., R. H.	
			1 918433 WASHER	
11	-----	1	SCREW (See machinery price list)	
12	528798	1	BODY ASSY.	
13	528799	1	SPOUT ASSY., elevator discharge	
			4 916943 BOLT	
			4 919310 LOCKWASHER	
			4 916622 NUT	
14	519815	2	GEAR, bevel	
			1 918433 WASHER	
			1 905123 KEY	
15	519826	1	COVER, gear case	
			2 916081 SCREW, machine	
			2 919310 LOCKWASHER	
16	519827	1	GASKET, gear case	

Continued

HART SCOURKLEEN MODEL "K" (Cont'd.)
(For Bagger Machine)

ITEM	PART NUMBER	QTY.	DESCRIPTION	ASSEMBLY OR PACKAGE NO.
17	50367E	1	COLLAR, chain tightener clamp 1 901276 SETSCREW 1 915373 CAPSCREW 1 919311 LOCKWASHER 1 920263 NUT	
18	503670 503669	1	ARM, chain tightener	
19	503669	1	ROLLER ASSY., chain tightener (Incl. BUSHING) 1 918431 WASHER 1 918452 PIN, cotter	
20	503771 522943	1	BUSHING, roller (wood)	
21	522943	1	SPROCKET, drive (10T) 1 901277 SETSCREW 1 905126 KEY, woodruff	
21	----- 545040	31	LINK, chain	
22	504423	1	CHAIN, bulk (10 ft. length) SPROCKET, driven (9T) 1 905123 KEY 1 918433 WASHER 1 901277 SETSCREW	
23	519816	1	SHAFT, bevel gear cross 1 918433 WASHER 1 918459 PIN, cotter	
24	519814	1	CASE, bevel gear (Incl. BUSHINGS) 3 917397 CAPSCREW 3 919311 LOCKWASHER 3 917372 NUT	
25	519818	3	BUSHINGS, gear case	
26	528795	1	SUPPORT, front 2 917397 CAPSCREW 2 919311 LOCKWASHER 2 917372 NUT	
27	528797	1	BRACKET, intake end support 3 916081 SCREW, machine 3 917377 WASHER 3 919310 LOCKWASHER 3 916622 NUT 2 917397 CAPSCREW 2 919311 LOCKWASHER 2 917642 WASHER 2 919372 NUT	
28	519824	1	CHUTE ASSY., weed seed 4 919012 SCREW, self-tapping 4 915999 NUT, speed 6 915940 SCREW, self-tapping 6 915936 NUT, speed	
29	528796	1	SUPPORT, rear 2 917397 BOLT 2 919311 LOCKWASHER	
30	528800	1	BRACKET, discharge end support 3 918214 SCREW, machine 3 919310 LOCKWASHER 3 916622 NUT 2 917397 CAPSCREW 2 919311 LOCKWASHER 2 917642 WASHER 2 917372 NUT	
31	516997	1	RING, snap, gear retaining	
32	516026	3	SPRING, slip clutch (Replaces 501294 SPRING on grain conveyor slip clutch)	
--	915644	1	TRANSFER, Diamond (Not Illustrated)	



HART SCOURKLEEN MODEL "K"
(For Grain Bin)

ITEM	PART NUMBER	QTY.	DESCRIPTION	ASSEMBLY OR PACKAGE NO.
1	527598	1	SPROCKET, drive (13T)	
			1 901276 SETSCREW	
			1 905126 KEY, woodruff	
2	527601	1	SPROCKET, driven (12T)	
			1 901276 SETSCREW	
			1 905126 KEY, woodruff	
3	519772	1	SPROCKET, weed seed drive (9T)	
			1 901275 SETSCREW	
			1 905126 KEY	
			1 919392 WASHER	
4	519778	2	RETAINER, bearing, outer	
			4 916081 SCREW	
			4 919310 LOCKWASHER	
			4 916622 NUT	
5	519777	2	BEARING, wood	
6	519779	2	RETAINER, bearing, inner	
7	527599	1	BRACKET, drive chain idler	
			2 903626 SCREW	
			2 919311 LOCKWASHER	
			2 917372 NUT	
8	526797	1	SLIDE, drive chain	
			1 921936 BOLT	
			1 917378 WASHER	
			1 919312 LOCKWASHER	
			1 916950 NUT	
9	528379	1	BAFFLE, intake drum	
			1 910160 SCREW	
			1 915936 NUT	
10	527606	1	THROAT, grain elevator spout	
			2 910160 SCREW	
			2 915936 NUT	
11	527608	1	SPOUT ASSY., elevator discharge	
			4 919338 BOLT	
			4 917377 WASHER	
			4 919310 LOCKWASHER	
			4 916622 NUT	
12	528378	1	REINFORCEMENT, chain tightener bracket	
13	527609	1	BODY ASSY.	

Continued

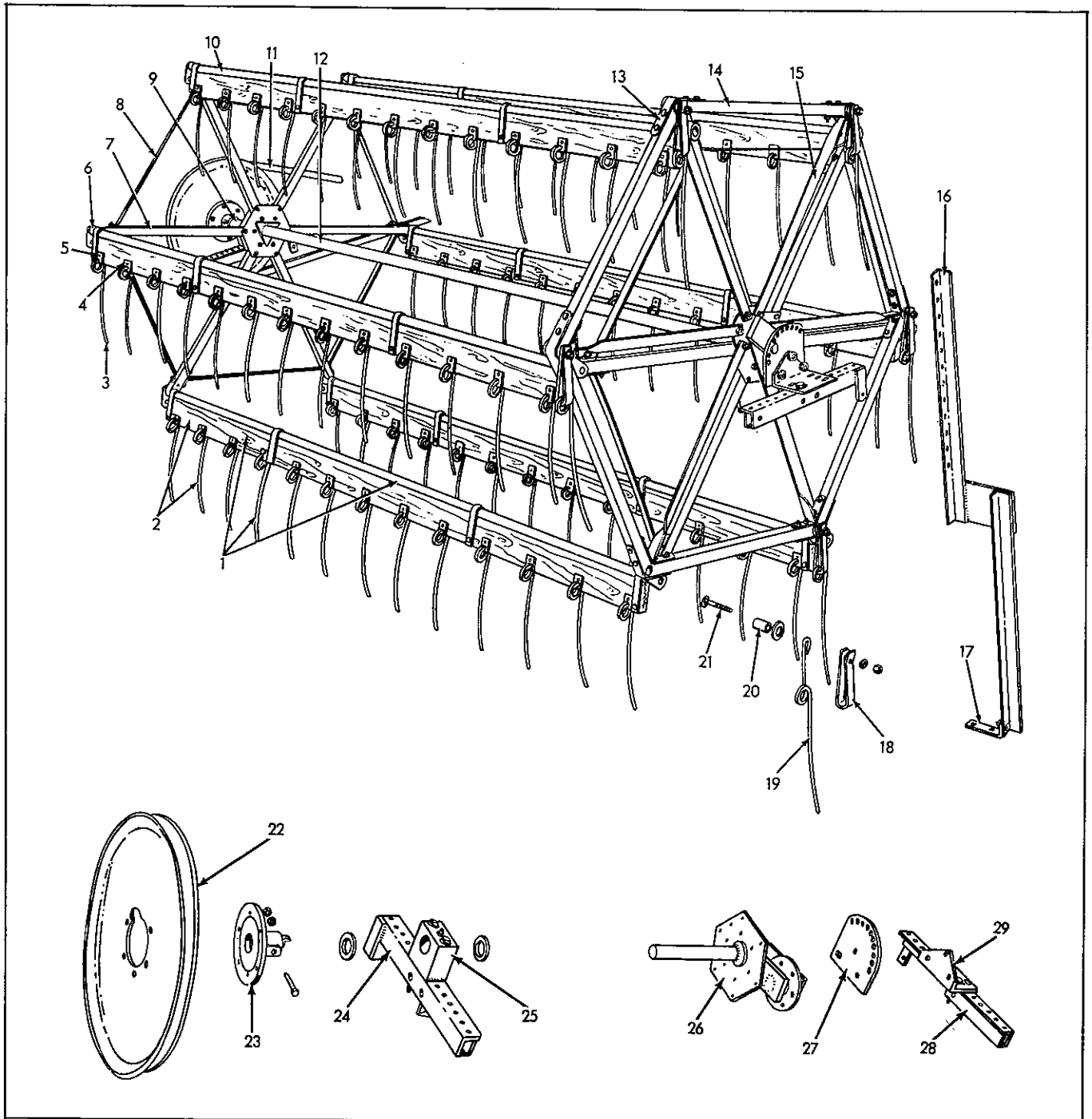
HART SCOURKLEEN MODEL "K" (Cont'd.)
(For Grain Bin)

ITEM	PART NUMBER	QTY.	DESCRIPTION	ASSEMBLY OR PACKAGE NO.
14	527607	1	COVER, weed seed trough, front 4 916079 SCREW 4 910533 LOCKWASHER 4 916621 NUT	
15	519774	1	ROTOR ASSY.	
16	522922	1	DRUM ASSY., discharge end 3 916533 SCREW 3 916205 NUT 3 919310 LOCKWASHER 3 916952 NUT	
17	519760	1	ELBOW ASSY., discharge 4 916079 SCREW 4 910533 LOCKWASHER 4 916621 NUT	
18	528384	1	COVER, discharge chute 2 910160 SCREW 2 915936 NUT	
19	528383	1	CHUTE, grain discharge 3 916079 SCREW 3 910531 WASHER 3 910533 LOCKWASHER 3 916621 NUT	
20	-----	1	SCREEN (See Machinery)	
21	519769	2	BRACKET, box hanger 1 908127 CAPSCREW 1 919312 LOCKWASHER 1 916950 NUT	
22	523756	1	BOX ASSY., weed seed 2 907722 SCREW 2 917377 WASHER 2 919310 LOCKWASHER 2 916622 NUT 4 917372 NUT 2 919311 LOCKWASHER	
23	527605	1	SUPPORT ASSY., weed seed trough, front 6 916079 SCREW 6 910533 LOCKWASHER 6 916621 NUT	
24	519766	2	BEARING, weed seed auger 2 918157 SCREW 2 916622 NUT 2 919310 LOCKWASHER 2 918432 WASHER	
25	503722	1	COLLAR, set, 5/8" 1 901275 SETSCREW	
26	523754	1	DOWNSPOUT ASSY., weed seed 4 916079 SCREW 4 910533 LOCKWASHER 4 916621 NUT	
27	519781	1	BAR, weed seed bag holder, rear	
28	505820	1	TRIGGER, bag holder 1 910280 RIVET 1 910531 WASHER	
29	504302	1	SPRING, trigger 1 917393 SCREW 1 922097 LOCKWASHER 1 917385 NUT	
30	504289	1	DISC, bag holder 1 910280 RIVET	
31	519752	1	HOLDER ASSY., bag (Incl. DISC, TRIGGER & BRACKET)	
	505821	1	BRACKET ASSY., bag holder (Welded) 2 916080 SCREW 2 910533 LOCKWASHER 2 916621 NUT	
32	527603	1	AUGER ASSY., weed seed	
33	519780	1	BAR, weed seed bag holder, front 3 916080 SCREW 3 910533 LOCKWASHER 3 916621 NUT	

Continued

HART SCOURKLEEN MODEL "K" (Cont'd.)
(For Grain Bin)

ITEM	PART NUMBER	QTY.	DESCRIPTION	ASSEMBLY OR PACKAGE NO.
34	527604	1	TROUGH ASSY., weed seed auger 4 919012 SCREW 6 910160 SCREW 4 915999 NUT, speed 6 915936 NUT, speed	
35	527611	1	SUPPORT, scourkleen, rear 2 917397 CAPSCREW 2 901165 WASHER 2 910286 LOCKWASHER 2 910323 NUT	
36	523749	1	SPROCKET, weed seed auger, driven (9T) 1 900811 PIN, cotter	
37	-----	26	LINK, chain (#25 steel)	
38	545039	-	CHAIN, bulk (10 ft. length)	
38	516026	3	SPRING, slip clutch (Replaces standard SPRING 501294 on Grain Conveyor Slip Clutch)	
39	519758	1	BRACKET ASSY., intake end support 2 917397 CAPSCREW 2 917642 WASHER 2 919311 LOCKWASHER 2 917372 NUT 2 907722 SCREW 2 917377 WASHER 2 919310 LOCKWASHER 2 916205 NUT 2 916622 NUT	
40	519938	1	TIGHTENER, chain 1 916532 SCREW 1 917377 WASHER 1 916205 NUT, speed 1 919310 LOCKWASHER 1 916622 NUT	
41	527600	1	CHAIN, drive 33 Links) (Incl. ONE OFFSET AND ONE CONNECTING LINK) - 918563 LINK, roller - 918562 LINK, offset - 918561 LINK, connecting	
-	921052	-	CHAIN, bulk (10 ft. length)	
-	915644	1	TRANSFER, Diamond	



HUME REEL

ITEM	PART NUMBER	QTY.	DESCRIPTION	ASSEMBLY OR PACKAGE NO.
1	532855	6	BAT ASSY. (Incl. SHAFT and TINES)	
2	1122322	6	BAT ASSY., wood (Incl. TINES and CLIPS)	
		4	918240 CAPSCREW	
		4	920114 NUT, lock	
3	1122308	78	TINE, bat	
4	1122310	78	CLIP, tine	
5	520280	78	RIVET, tubular, tine clip	
6	532853	12	CLIP, reel arm	
		1	921920 BOLT	
		1	919310 LOCKWASHER	
		1	916622 NUT	

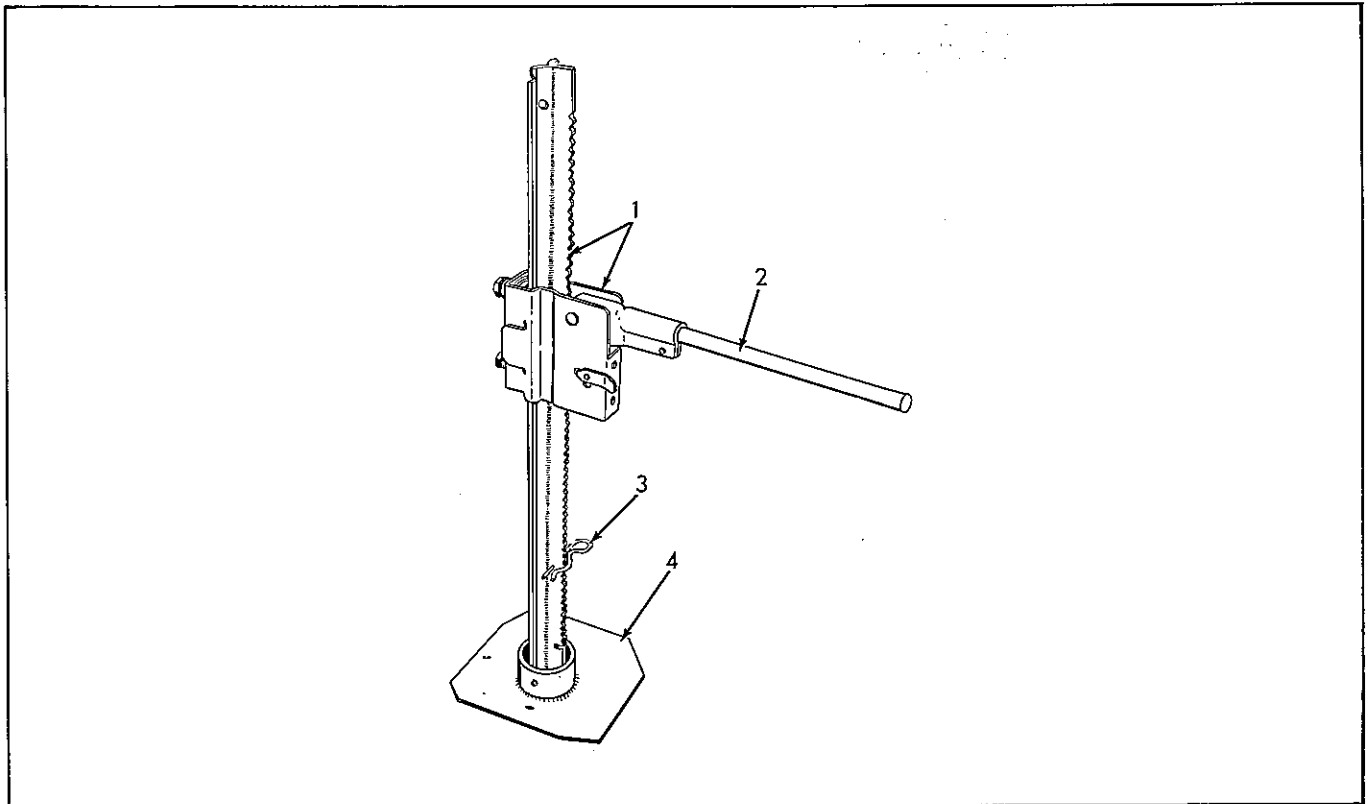
Continued

HUME REEL (Cont'd.)

ITEM	PART NUMBER	QTY.	DESCRIPTION	ASSEMBLY OR PACKAGE NO.
7	532850	12	STICK, reel arm 2 918240 2 919310 2 916622	CAPSCREW LOCKWASHER NUT
8	520278	12	BRACE, reel arm 1 919354 1 919311 1 917372	CAPSCREW LOCKWASHER NUT
9	532856	1	SHAFT, driving end	
10	532854	6	SHAFT, bat	
11	502439	1	BELT, reel	
12	532849	1	SHAFT, center	
13	1123901	6	STRAP, outer polygon	
14	1123903	6	STICK, polygon 2 919316 2 919310 2 916622	CAPSCREW LOCKWASHER NUT
15	1123906	6	SPOKE, polygon 1 917397 1 919311 1 917372	CAPSCREW LOCKWASHER NUT
16	532860	1	BRACE, carrier arm 2 907731 2 919312 2 916950	CAPSCREW LOCKWASHER NUT
17	532861	1	FOOT, angle 2 919355 2 919311 2 917372	CAPSCREW LOCKWASHER NUT
18	523457	6	STRAP, finger	
19	1122270	6	TINE, spring, L. H.	
20	500428	6	SPACER, pipe	
21	526829	6	BOLT, special, hex shank 1 920120 1 919442	WASHER NUT, lock
22	520065	1	SHEAVE, reel driven 6 916019 6 919310 6 916622	CAPSCREW LOCKWASHER NUT
23	528656	1	HUB, reel driven sheave (Incl. BOLT) 1 918258 1 919311 1 917372	CAPSCREW LOCKWASHER NUT
24	532858	1	EXTENSION, arm, R. H. 1 907735 2 919355 1 916966 2 919311 1 916951 2 917372	CAPSCREW CAPSCREW LOCKWASHER LOCKWASHER NUT NUT
25	532857	1	BEARING, wood 2 919405 2 917642 2 919311 2 917372 2 919396 2 922002	BOLT WASHER LOCKWASHER NUT WASHER PIN, cotter
26	532852	1	CRANK, eccentric	
27	532851	1	PLATE, crank adjusting 1 908304 1 917279 2 916966	CAPSCREW CAPSCREW LOCKWASHER
28	532858	1	EXTENSION, arm, L. H. 1 907735 2 919355 1 916966 2 919311 1 916951 2 917372	CAPSCREW CAPSCREW LOCKWASHER LOCKWASHER NUT NUT
29	532862	1	ANGLE, eccentric adjusting 2 918212 2 918199 2 918213	CAPSCREW LOCKWASHER NUT

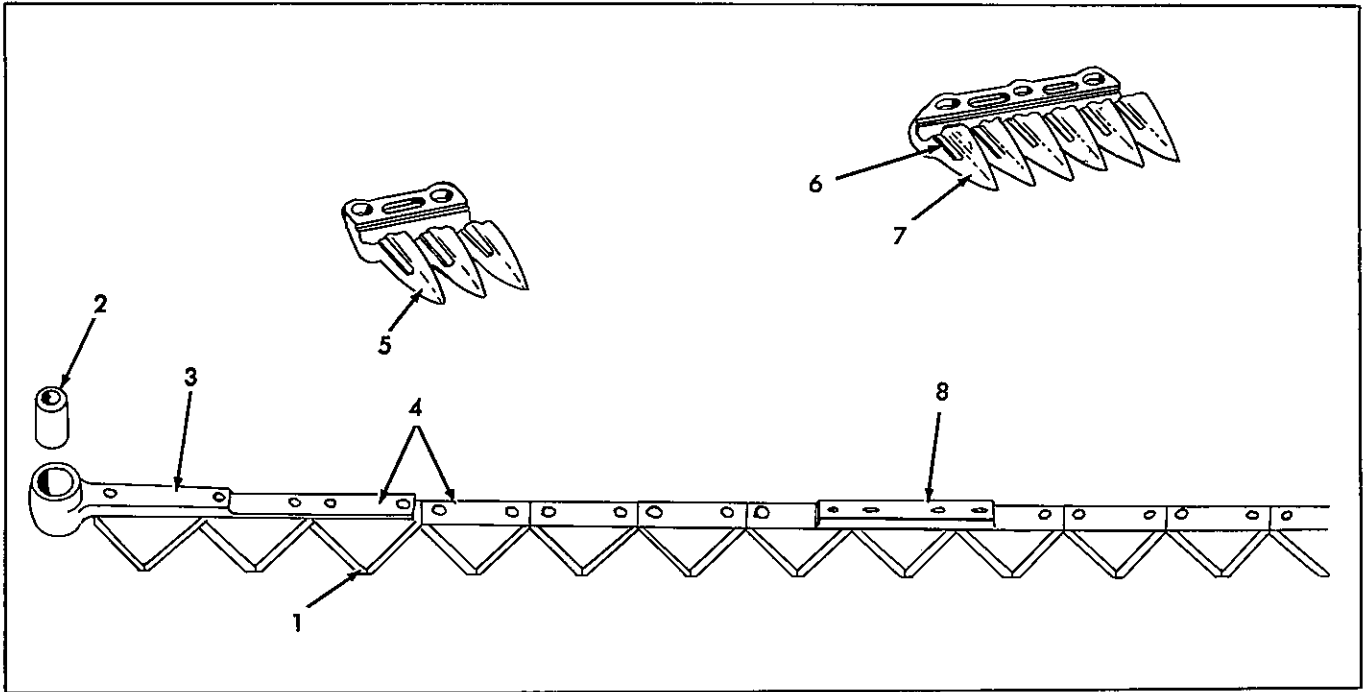
HUME REEL (Cont'd.)

ITEM	PART NUMBER	QTY.	DESCRIPTION	ASSEMBLY OR PACKAGE NO.
--	{ 541866 067937	3 -	TRANSFER, Allis-Chalmers CEMENT, transfer	



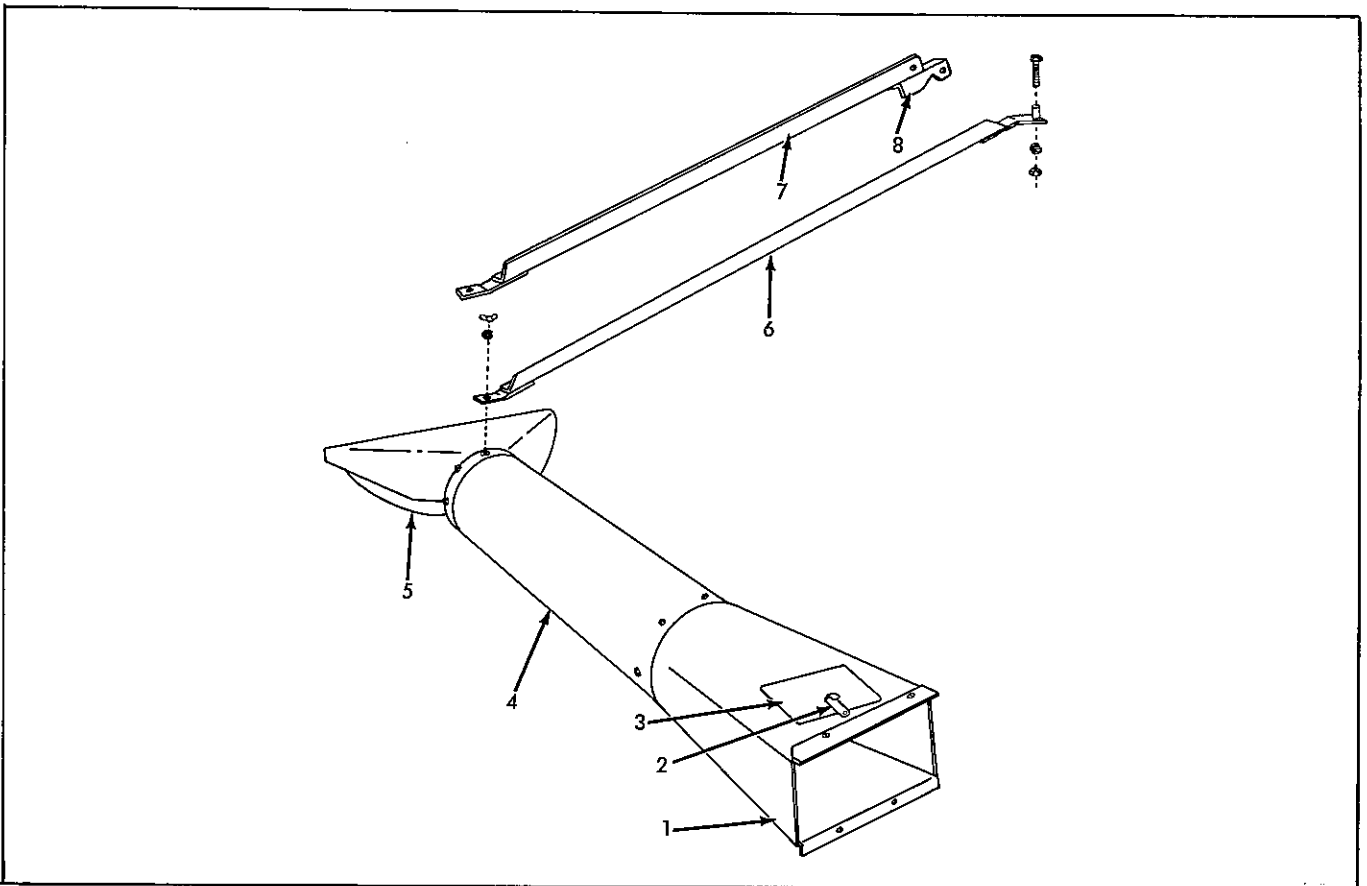
JACK

ITEM	PART NUMBER	QTY.	DESCRIPTION	ASSEMBLY OR PACKAGE NO.
1	546250	1	CASE & RACK BAR (Supersedes 527903)	
			2 918212 CAPSCREW	
			2 918199 LOCKWASHER	
2	527905	1	HANDLE	
3	527461	1	PIN, lock	
4	527904	1	BASE, jack	
			1 904007 PIN, cotter	



LESPEDAZA ATTACHMENT

ITEM	PART NUMBER	QTY.	DESCRIPTION	ASSEMBLY OR PACKAGE NO.
1	504647	30	SECTION, sickle	
			2 910390 RIVET	
			2 915702 RIVET (f/rub plate)	
			2 912381 RIVET (f/head-short)	
			2 911570 RIVET (f/head-long)	
2	527068	1	BUSHING, sickle head	
3	527066	1	HEAD, sickle (Incl. BUSHING)	
			3 911570 RIVET	
			3 912381 RIVET	
4	527583	1	SICKLE ASSY.	
5	504645	1	GUARD, 3 prong	
			2 921933 BOLT	
			2 919312 LOCKWASHER	
			2 916950 NUT	
6	535572	57	PLATE, ledger, sickle guard	
			1 910931 RIVET	
7	504644	9	GUARD, 6 prong	
			3 921933 BOLT	
			- 919445 BOLT (F/HOLD DOWN CLIP)	
			3 919312 LOCKWASHER	
			3 916950 NUT	
8	535537	3	RUB PLATE, sickle	
			4 915702 RIVET	



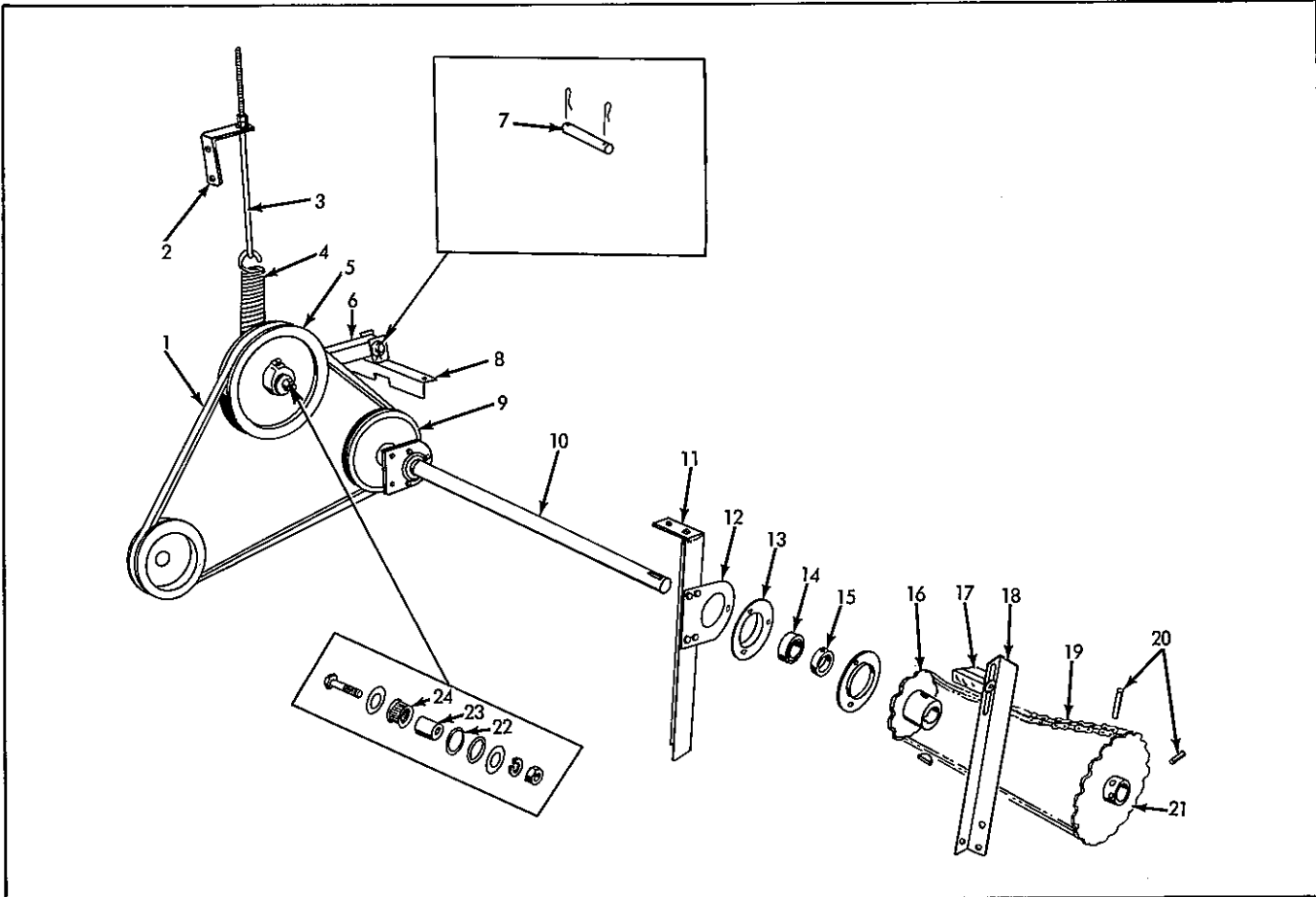
CHUTE & DEFLECTOR
Rear Spread Straw Attachment

ITEM	PART NUMBER	QTY.	DESCRIPTION	ASSEMBLY OR PACKAGE NO.
1	525796	1	ADAPTER ASSY., discharge tube	
	2	916943	BOLT	
	2	919310	LOCKWASHER	
	2	916952	NUT, wing	
2	525800	1	LOCK, adapter door	
	1	910531	WASHER	
	1	910280	RIVET	
3	525818	1	DOOR, discharge tube adapter	
4	528601	1	TUBE, straw discharge	
	6	916081	SCREW	
	6	919310	LOCKWASHER	
	6	916622	NUT	
5	525790	1	DEFLECTOR ASSY.	
	4	916081	SCREW	
	4	919310	LOCKWASHER	
	4	916622	NUT	
6	528591	1	BRACE ASSY., discharge tube (Welded) (First type)	
	1	916532	SCREW	
	1	916205	NUT, speed	
	1	919310	LOCKWASHER	
	1	916952	NUT, wing	
	1	919933	CAPSCREW	
	1	919311	LOCKWASHER	
	1	917372	NUT	
7	530444	1	BRACE ASSY., discharge tube (Welded) (Second type)	
	1	916532	SCREW	
	1	916205	NUT, speed	
	1	919310	LOCKWASHER	
	1	916952	NUT, wing	
	1	917397	CAPSCREW	
	1	919311	LOCKWASHER	
	1	917372	NUT	

Continued

CHUTE & DEFLECTOR (Cont'd.)
Rear Spread Straw Attachment

ITEM	PART NUMBER	QTY.	DESCRIPTION	ASSEMBLY OR PACKAGE NO.
8	530446	1	CLIP, brace (Used w/530444 BRACE ASSY.)	
			1 917397 CAPSCREW	
			1 919311 LOCKWASHER	
			1 917372 NUT	



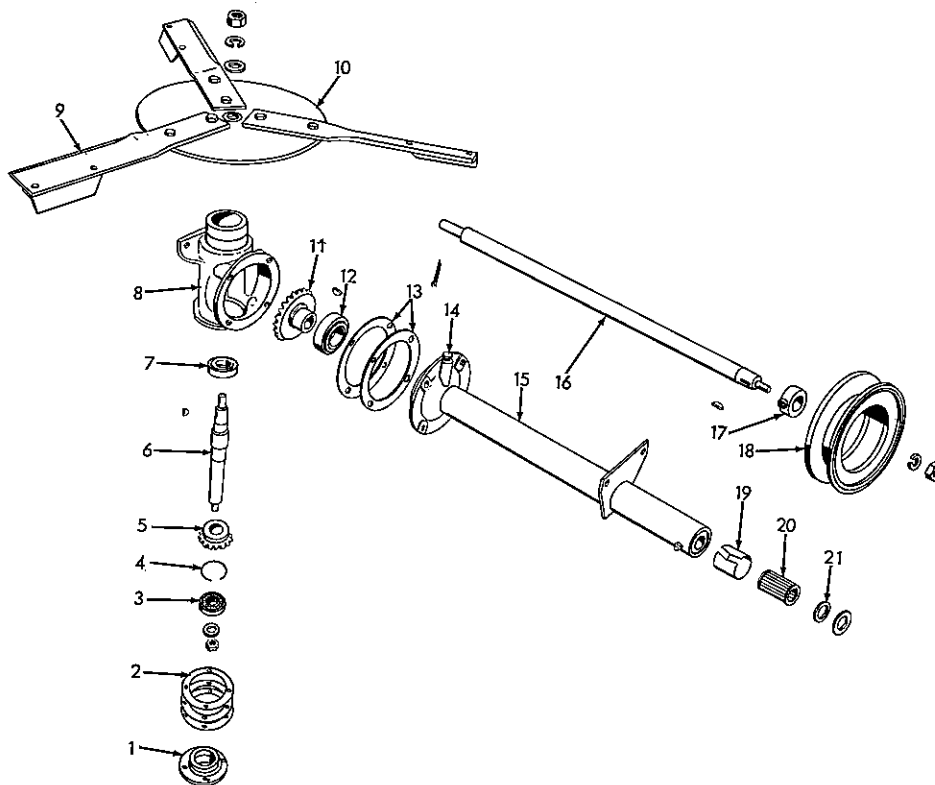
DRIVE & COUNTERSHAFT
Rear Spread Straw Attachment

ITEM	PART NUMBER	QTY.	DESCRIPTION	ASSEMBLY OR PACKAGE NO.
1	528602	1	BELT, drive	
2	528605	1	BRACKET, idler spring rod	
			2 917397 CAPSCREW	
			2 919311 LOCKWASHER	
			2 917372 NUT	
3	514459	1	EYEBOLT, spring	
			1 919442 NUT, lock	
4	522258	1	SPRING, idler	
5	525205	1	IDLER ASSY., belt (Incl. BEARING & CAP)	
			1 920207 CAPSCREW	
			1 916966 LOCKWASHER	
			1 918431 WASHER	
			2 920753 WASHER	
			1 914465 FITTING, lubrication	
			1 916951 NUT	
6	528611	1	ARM, idler support	
			1 920295 CAPSCREW	
			1 917373 LOCKWASHER	
			1 918935 NUT	

Continued

DRIVE & COUNTERSHAFT (Cont'd.)
Rear Spread Straw Attachment

ITEM	PART NUMBER	QTY.	DESCRIPTION	ASSEMBLY OR PACKAGE NO.
7	525828	1	PIN, idler pivot	
		2	918458 PIN, cotter	
8	528582	1	SUPPORT ASSY., idler pivot (Welded)	
		2	916946 BOLT	
		2	919312 LOCKWASHER	
		2	916950 NUT	
9	525813	2	SHEAVE, drive	
		1	905123 KEY	
		1	917373 LOCKWASHER	
		1	919423 NUT	
10	528613	1	SHAFT, counter, drive (1" x 29-11/16")	
11	528580	1	SUPPORT ASSY., bin, center	
		3	908127 CAPSCREW	
		3	919312 LOCKWASHER	
		3	916950 NUT	
12	528606	2	SUPPORT, bearing	
		2	917397 BOLT	
		2	919311 LOCKWASHER	
		2	917372 NUT	
13	1114839	4	FLANGE, bearing	
		3	919414 BOLT	
		3	919311 LOCKWASHER	
		3	917372 NUT	
14	1113373	2	BEARING, ball (Incl. COLLAR SETSCREW)	
		1	905759 SETSCREW	
15	528306	2	COLLAR, bearing (Incl. SETSCREW)	
		1	905759 SETSCREW	
16	528595	1	SPROCKET ASSY., countershaft driven (Incl. SETSCREW)	
			(10T, 1-1/4" pitch or 20T, 5/8" pitch) (f/1-1/4" pitch chain)	
		1	902872 SETSCREW	
17	522859	1	SLIDE, roller chain	
		1	921929 BOLT	
		1	919311 LOCKWASHER	
		1	917372 NUT	
18	528612	1	SUPPORT, chain slide block	
		2	917397 BOLT	
		2	919311 LOCKWASHER	
		2	917372 NUT	
19	-----	1	CHAIN, countershaft drive (39 links) (1-1/4" pitch) (Incl. ONE CONNECTING & 3 OFFSET LINKS)	
		-	918562 LINK, offset	
		-	918563 LINK, roller	
		-	918561 LINK, connecting	
	921052	-	CHAIN, bulk (10 ft. length)	
20	528885	2	PIN, separator drive coupling	
		2	918448 PIN, cotter	
21	528598	1	SPROCKET ASSY., drive (19T, 1-1/4" pitch or 38T, 5/8" pitch)	
			(Used w/1-1/4" pitch chain)	
22	535475	1	CAP, bearing	
23	507216	1	BUSHING	
24	507226	1	BEARING, roller	

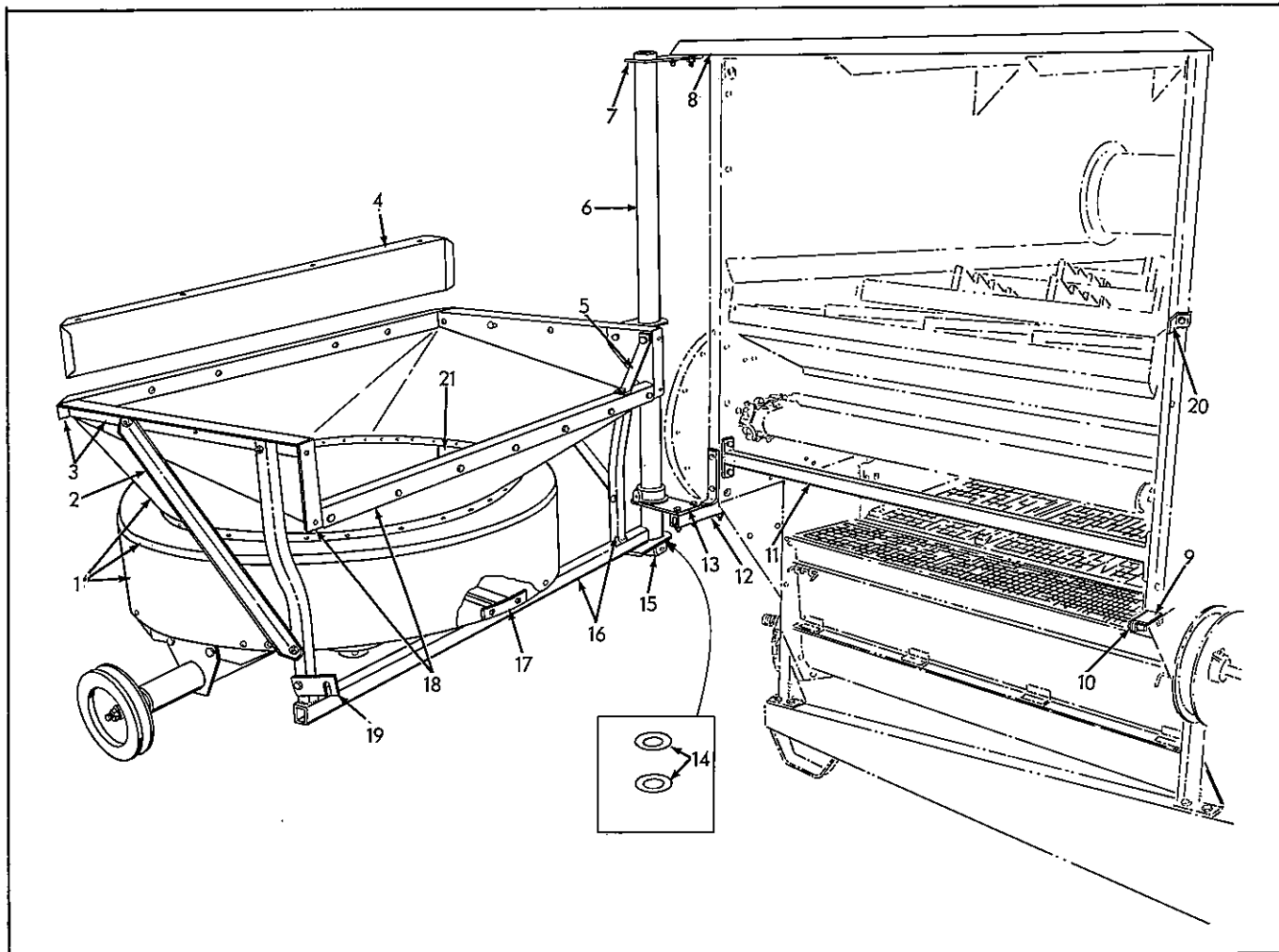


GEAR BOX & ROTOR
Rear Spread Straw Attachment

ITEM	PART NUMBER	QTY.	DESCRIPTION	ASSEMBLY OR PACKAGE NO.
1	525811	1	HOUSING, rotor shaft lower bearing	
			4 919311 LOCKWASHER	
			4 917397 CAPSCREW	
			1 901653 PLUG	
2	525814	7	GASKET, gear box, small	
3	4253862	1	BEARING, ball, rotor shaft, lower	
			1 919328 WASHER	
			1 917423 NUT	
			1 920117 PIN, cotter	
4	524001	1	RING, snap	
5	525809	1	PINION, drive (15T)	
			1 905126 KEY	
6	525807	1	SHAFT, gear box driven, rotor (11-1/8" long)	
7	525863	1	BEARING, ball, rotor shaft, upper	
8	525808	1	BOX, drive gear	
			2 917400 CAPSCREW	
			2 919312 LOCKWASHER	
			1 901653 PLUG	
9	525838	3	KNIFE ASSY., rotor	
			2 921876 CAPSCREW	
			2 918199 LOCKWASHER	
			2 918213 NUT	
10	528348	1	HUB ASSY., knife (Welded)	
			1 905126 KEY, woodruff	
			1 917373 LOCKWASHER	
			1 915726 NUT	
11	525810	1	GEAR, drive (23T)	
			1 905123 KEY	
			1 918459 PIN, cotter	
12	525834	1	BEARING, ball, drive shaft gear	
13	525815	7	GASKET, gear box, large	
14	605132	1	VENT, air	
15	528572	1	HOUSING ASSY., drive shaft bearing	
			6 907731 CAPSCREW	
			8 919312 LOCKWASHER	
			2 908127 CAPSCREW	
			1 914465 FITTING, lubrication	
			1 919392 WASHER	

GEAR BOX & ROTOR (Cont'd.)
Rear Spread Straw Attachment

ITEM	PART NUMBER	QTY.	DESCRIPTION	ASSEMBLY OR PACKAGE NO.
16	528571	1	SHAFT, gear box drive (7/8" x 23-3/16")	
17	516090	1	COLLAR ASSY. (Incl. SETSCREW)	
		1	902872 SETSCREW	
18	525813	1	SHEAVE	
		1	905123 KEY	
		1	917373 LOCKWASHER	
		1	919423 NUT	
19	508938	1	RACE, bearing	
20	507226	1	BEARING, roller	
21	535475	1	CAP, bearing	



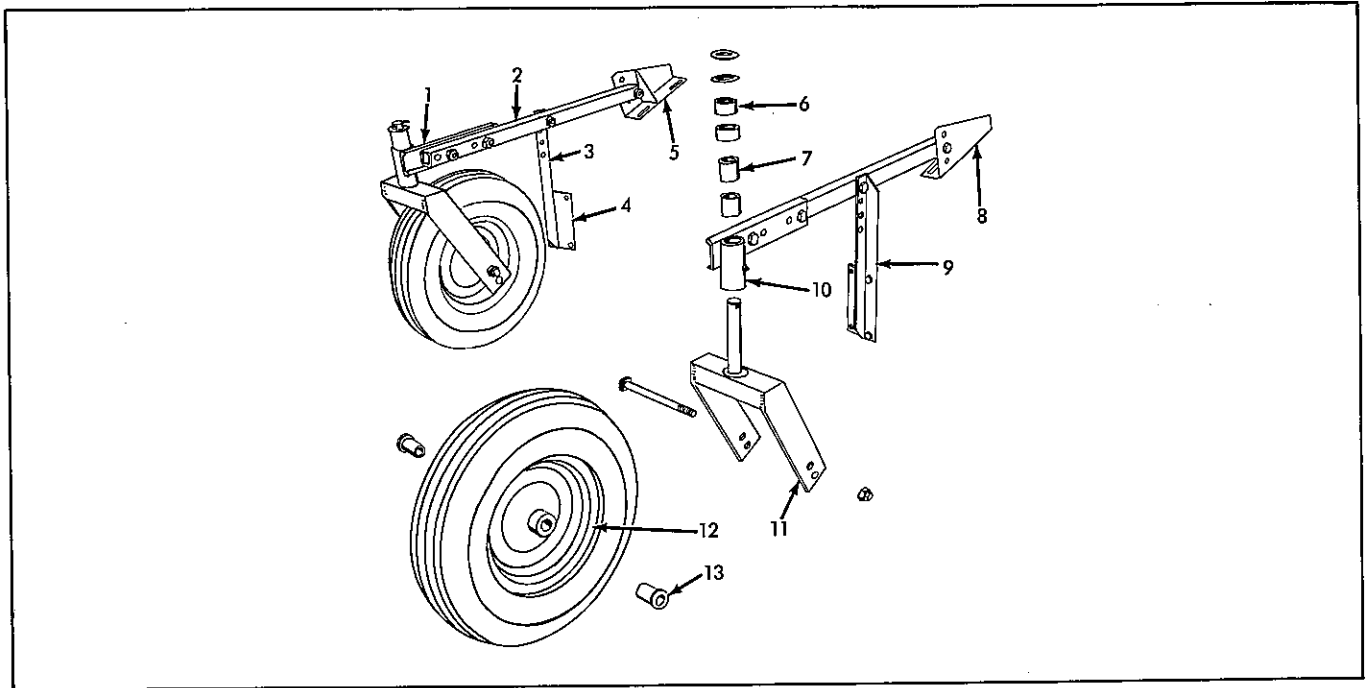
HOUSING & FRAME
Rear Spread Straw Attachment

ITEM	PART NUMBER	QTY.	DESCRIPTION	ASSEMBLY OR PACKAGE NO.
1	528559	1	HOUSING ASSY., chute and rotor (Riveted)	
2	528618	2	BRACE, pivot to top frame	
		2	919933 CAPSCREW	
		2	919311 LOCKWASHER	
		2	917372 NUT	
3	528563	1	FRAME ASSY., chute, upper	
		11	910282 RIVET	

Continued

HOUSING & FRAME (Cont'd.)
Rear Spread Straw Attachment

ITEM	PART NUMBER	QTY.	DESCRIPTION	ASSEMBLY OR PACKAGE NO.
4	528416	1	EXTENSION, straw hood wrapper	
			4 908295 CAPSCREW	
			4 919310 LOCKWASHER	
			2 916943 BOLT	
			2 917377 WASHER	
			2 916952 NUT, wing	
			4 916622 NUT	
5	528604	1	BRACE, chute frame, upper rail	
			1 912397 CAPSCREW	
			1 919311 LOCKWASHER	
			1 917372 NUT	
6	528614	1	PIVOT	
7	528615	1	BEARING, pivot, upper	
			1 907731 CAPSCREW	
			2 919312 LOCKWASHER	
			2 917378 WASHER	
			2 916950 NUT	
8	528607	1	SUPPORT, upper	
			2 912397 CAPSCREW	
			3 919311 LOCKWASHER	
			3 917642 WASHER, plain	
			1 916431 CAPSCREW	
9	528616	1	STOP, pivot frame	
			2 912397 BOLT	
			2 919311 LOCKWASHER	
			2 917372 NUT	
10	528610	1	SPACER, latch	
			1 907729 CAPSCREW	
			1 919311 LOCKWASHER	
			1 917642 WASHER	
			1 917372 NUT	
11	528574	1	BAR ASSY., separator housing tie	
			4 912397 CAPSCREW	
			4 919311 LOCKWASHER	
			4 917372 NUT	
12	528577	1	SUPPORT ASSY., pivot lower bearing	
			3 917398 CAPSCREW	
			2 912397 CAPSCREW	
			4 919311 LOCKWASHER	
			4 917372 NUT	
13	528590	1	BEARING, frame pivot, lower	
			2 919354 CAPSCREW	
			2 919311 LOCKWASHER	
			2 917372 NUT	
14	527073	4	SHIM, pivot center bearing	
15	528617	2	COLLAR, pivot	
			1 919125 PIN, roll	
16	528585	1	FRAME ASSY., pivot	
			2 917398 CAPSCREW	
			2 919311 LOCKWASHER	
			2 917372 NUT	
17	528557	1	SUPPORT ASSY., gear box, front (Welded)	
			6 910282 RIVET	
			4 910296 RIVET	
18	528566	1	RAIL ASSY., straw chute frame, L. H.	
			6 907727 CAPSCREW	
			2 919414 BOLT	
			2 917398 CAPSCREW	
			4 919311 LOCKWASHER	
			6 919310 LOCKWASHER	
			4 917372 NUT	
			6 916950 NUT	
19	528609	1	LATCH, pivot frame	
			1 917398 CAPSCREW	
			1 919438 NUT	
20	529423	2	GUIDE, straw hood	
			1 912397 BOLT	
			1 919311 LOCKWASHER	
			1 917372 NUT	
21	529421	1	REINFORCEMENT, rotor housing	
22	915677	1	TRANSFER ("Allis-Chalmers") (Not Illustrated)	



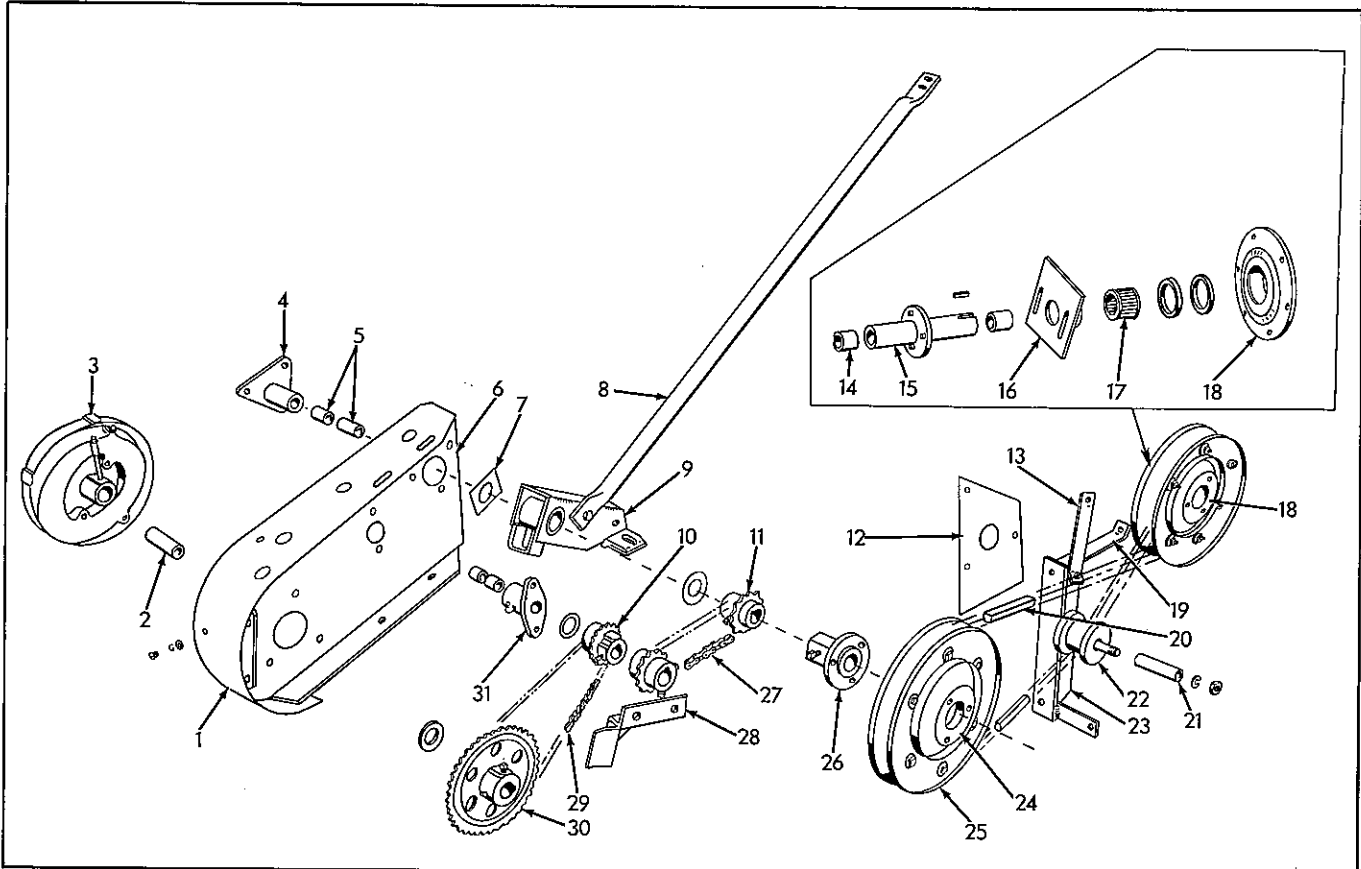
CASTER WHEELS
Rotary Pick-Up

ITEM	PART NUMBER	QTY.	DESCRIPTION	ASSEMBLY OR PACKAGE NO.
1	528731	1	BEARING ASSY., caster swivel, R. H. (Incl. BUSHINGS)	
		2	919983 CAPSCREW	
		2	916966 LOCKWASHER	
		1	914465 FITTING, lubrication	
		2	916951 NUT	
2	528713	2	ARM, caster	
		2	919368 CAPSCREW	
		2	916966 LOCKWASHER	
		2	916951 NUT	
3	528714	1	POST, caster arm, R. H. front	
		2	908127 CAPSCREW	
		2	919312 LOCKWASHER	
		2	916950 NUT	
4	528716	2	PLATE, caster attaching, front	
		2	908127 BOLT	
		2	919312 LOCKWASHER	
		2	916950 NUT	
5	528728	1	BRACKET ASSY., caster arm, R. H. (Welded)	
		2	916947 BOLT	
		2	919312 LOCKWASHER	
		2	916950 NUT	
6	528709	4	COLLAR, fork spacer	
7	528712	4	BUSHING, wheel yoke	
8	528729	1	BRACKET ASSY., caster arm, L. H. (Welded)	
		2	916947 BOLT	
		2	919312 LOCKWASHER	
		2	916950 NUT	
9	528715	1	POST, caster arm, L. H. front	
		2	908127 BOLT	
		2	919312 LOCKWASHER	
		2	916950 NUT	
10	528732	1	BEARING ASSY., caster swivel, L. H. (Incl. BUSHINGS)	
		2	919983 CAPSCREW	
		2	916966 LOCKWASHER	
		1	914465 FITTING, lubrication	
		2	916951 NUT	
11	528730	2	FORK ASSY., caster wheels	
		4	919394 WASHER	
		1	918459 PIN, cotter	

Continued

CASTER WHEELS (Cont'd.)
Rotary Pick-Up

ITEM	PART NUMBER	QTY.	DESCRIPTION	ASSEMBLY OR PACKAGE NO.
12	528733	2	WHEEL, caster (Incl. BEARING) 1 919179 BOLT 1 919147 NUT 1 912495 FITTING, lubrication 2 912018 WASHER	
13	528734	4	BEARING, caster wheel	



L. H. END & DRIVE
Rotary Pick-Up
(Caster Wheel Model Pickup)

ITEM	PART NUMBER	QTY.	DESCRIPTION	ASSEMBLY OR PACKAGE NO.
1	528707	1	SHIELD, end, L. H. 4 916081 SCREW 4 917377 WASHER 4 919310 LOCKWASHER	
2	523175	1	BUSHING, cam housing	
3	524844	1	HOUSING ASSY., cam (Incl. BUSHING) 3 908127 CAPSCREW 3 917378 WASHER 3 919312 LOCKWASHER 1 912791 NIPPLE 1 901763 COUPLING 2 914465 FITTING, lubrication	
4	523138	1	BEARING ASSY., swivel (Incl. BUSHINGS) 3 907731 CAPSCREW 6 917421 NUT, jam 2 919312 LOCKWASHER 2 919392 WASHER	
5	516993	4	BUSHING, stripper bearing	
6	528721	1	BRACKET ASSY., attaching, L. H.	

Continued

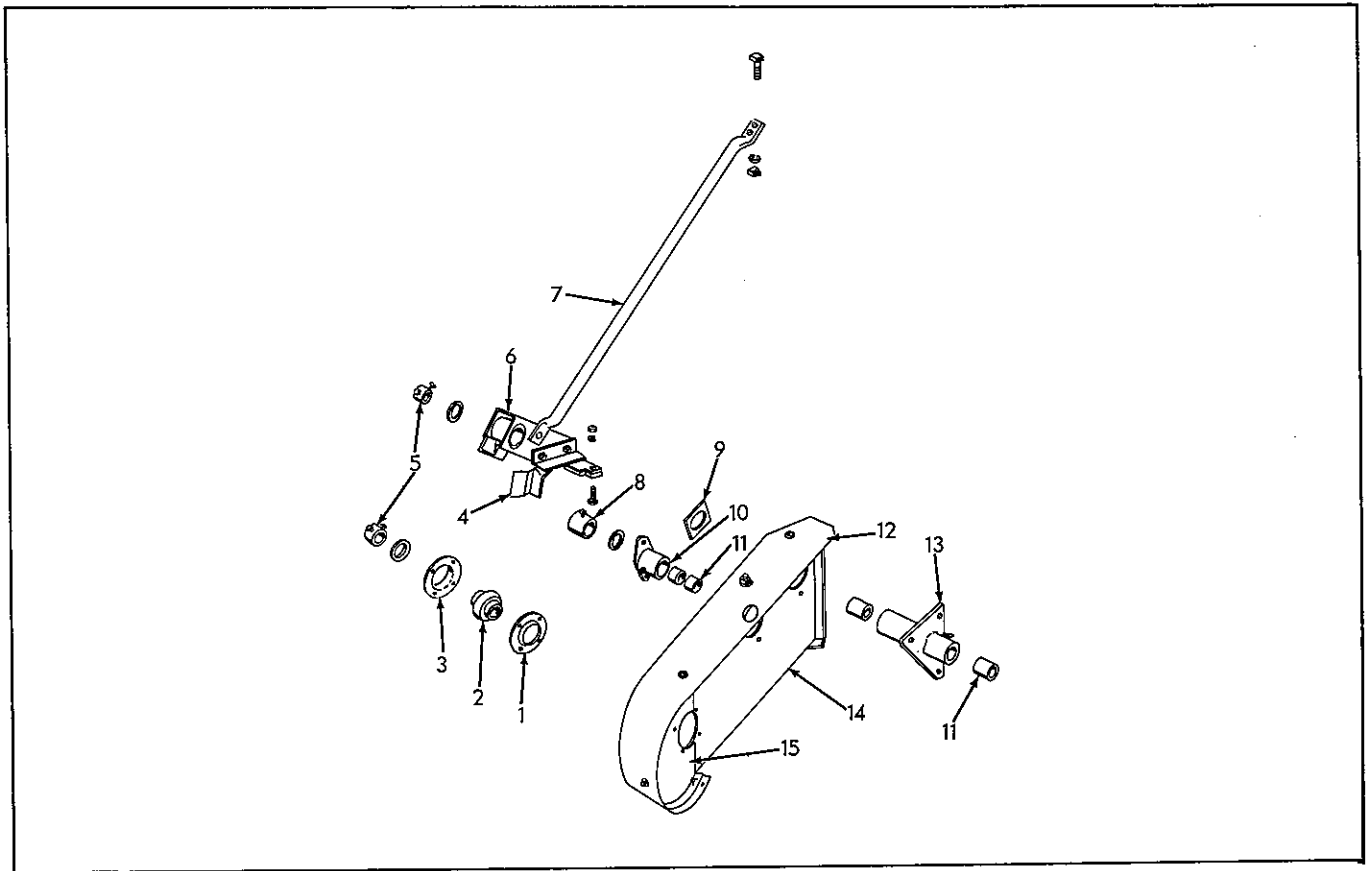
L. H. END & DRIVE (Cont'd.)
Rotary Pick-Up
(Caster Wheel Model Pickup)

ITEM	PART NUMBER	QTY.	DESCRIPTION	ASSEMBLY OR PACKAGE NO.
7	523177	2	WASHER, swivel bearing	
8	523159	1	BRACE, steady	
		2	907731 BOLT	
		2	919312 LOCKWASHER	
		2	916950 NUT	
9	523135	1	BRACKET ASSY., swivel, L. H. (Welded)	
		2	919445 BOLT	
		2	919312 LOCKWASHER	
		1	900821 WASHER	
10	523145	1	SPROCKET (16 T)	
		1	905126 KEY	
		1	901276 SETSCREW	
		1	916950 NUT	
11	523146	2	SPROCKET (12 T)	
		1	905126 KEY, woodruff	
		1	901277 SETSCREW	
		1	900821 WASHER	
12	523168	1	TEMPLATE, header side	
		1	916081 BOLT	
		1	916622 NUT	
		1	919310 LOCKWASHER	
13	523166	1	BRACE, header side, L. H.	
		2	916532 SCREW	
		2	919310 LOCKWASHER	
		2	916622 NUT	
14	523986	1	BUSHING, gudgeon	
15	523985	1	GUDGEON, pickup drive (Incl. BUSHINGS)	
16	533592	1	SUPPORT, auger (Supersedes 523984)	
17	523987	1	BEARING, roller	
18	525121	1	HUB, drive sheave	
		1	902872 SETSCREW	
		1	911712 SETSCREW	
		1	918185 FITTING, lubrication	
		1	905856 KEY	
		2	922679 WASHER	
19	523164	1	BRACE, belt tightener, tie	
		2	916532 SCREW	
		2	919310 LOCKWASHER	
		2	916622 NUT	
20	523167	1	BELT, drive	
21	523162	1	SLEEVE, roller	
22	523161	1	ROLLER, belt tightener	
		1	921937 BOLT	
		1	917378 WASHER	
		1	919312 LOCKWASHER	
		1	918430 WASHER	
23	523133	1	BRACKET ASSY., belt tightener	
		1	916532 SCREW	
		1	919310 LOCKWASHER	
		1	916622 NUT	
		1	916431 CAPSCREW	
		1	919311 LOCKWASHER	
		1	917372 NUT	
24	523114	1	CENTERPIECE, sheave	
		3	917397 CAPSCREW	
		3	919311 LOCKWASHER	
		3	917372 NUT	
	523112	2	SHEAVE ASSY. (Incl. SIDES & CENTERPIECE)	
		3	917397 CAPSCREW	
		3	919311 LOCKWASHER	
		3	917372 NUT	
25	523113	4	SIDE, sheave	
		6	917396 CAPSCREW	
		6	919310 LOCKWASHER	
		42	917377 WASHER	
26	523156	1	HUB, sheave (7/8" bore)	
		1	901278 SETSCREW	
		1	905126 KEY	

Continued

L. H. END & DRIVE (Cont'd.)
Rotary Pick-Up
(Caster Wheel Model Pickup)

ITEM	PART NUMBER	QTY.	DESCRIPTION	ASSEMBLY OR PACKAGE NO.
27	-----	1	CHAIN, stripper drive (30 Links) (Incl. ONE CONNECTING LINK)	
			- 913680 LINK, offset	
			- 913681 LINK, roller	
			- 913682 LINK, connecting	
28	921049	-	CHAIN, bulk (10 ft. length)	
	523137	1	STOP ASSY., pickup, L. H.	
		2	907731 BOLT	
		2	919312 LOCKWASHER	
		2	916950 NUT	
29	-----	1	CHAIN, rotor drive (63 Links) (Incl. ONE CONNECTING AND ONE OFFSET LINK)	
			- 910936 LINK, roller	
			- 910937 LINK, offset	
			- 915002 LINK, connecting	
30	921048	-	CHAIN, bulk (10 ft. length)	
	523169	1	SPROCKET (40T)	
		6	919394 WASHER	
		1	905126 KEY, woodruff	
		2	901277 SETSCREW	
31	523151	1	BEARING ASSY., front stripper (Incl. BUSHINGS)	
			2 907731 CAPSCREW	
			2 919312 LOCKWASHER	
			2 916950 NUT	
			1 915276 FITTING, lubrication	
			2 919392 WASHER	



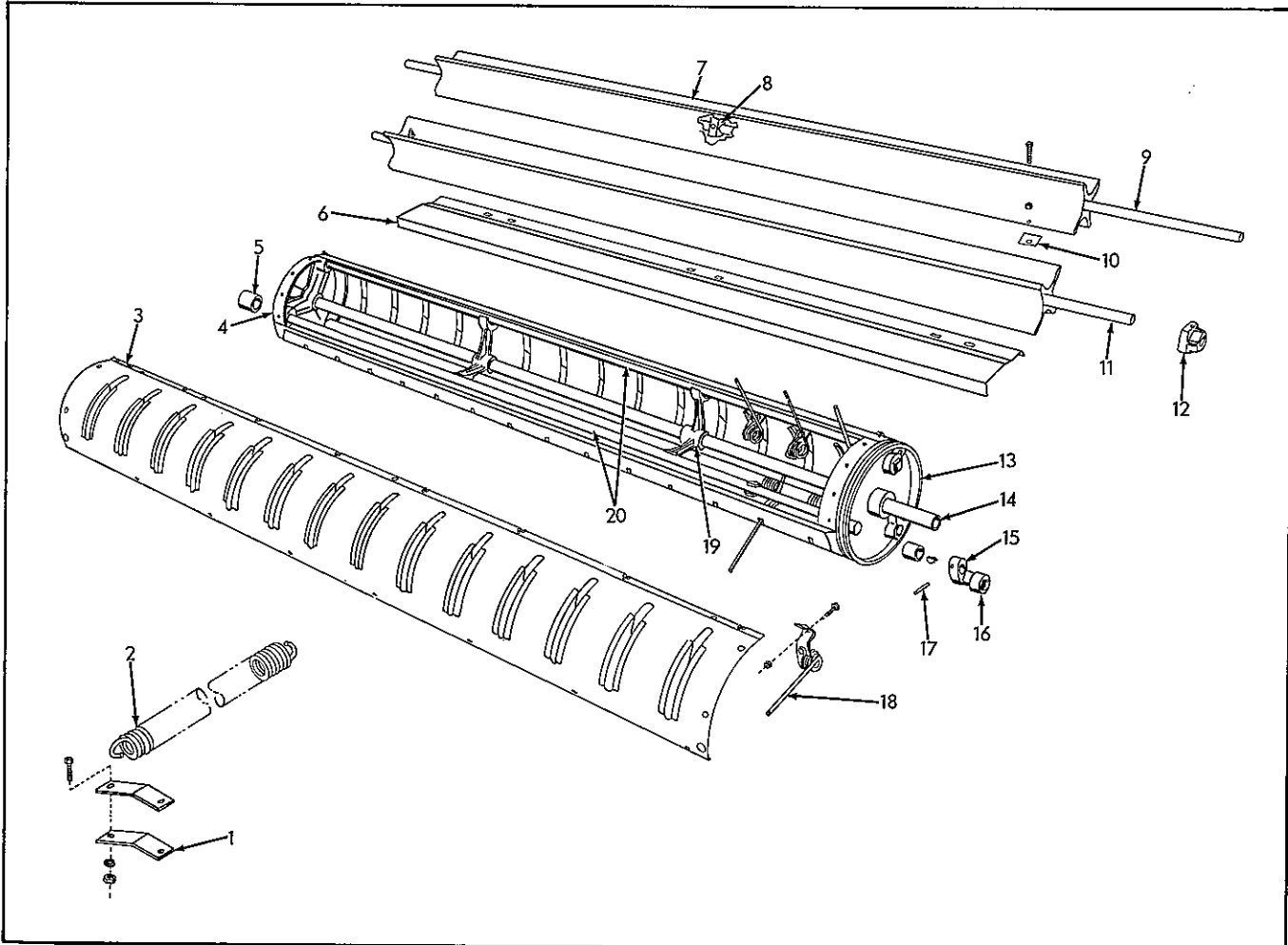
R. H. END
Rotary Pick-Up
(Caster Wheel Model Pickup)

ITEM	PART NUMBER	QTY.	DESCRIPTION	ASSEMBLY OR PACKAGE NO.
1	516174	1	RETAINER, bearing, inner	
2	516167	1	BEARING, wood	
			2 919392 WASHER	
3	516173	1	RETAINER, bearing, outer	
			4 917397 CAPSCREW	
			4 919311 LOCKWASHER	
			4 917372 NUT	
4	523136	1	STOP ASSY., pickup, R. H.	
			2 907731 CAPSCREW	
			2 919312 LOCKWASHER	
			2 916950 NUT	
5	523172	2	COLLAR, set (7/8") (R. H. rear stripper & R. H. rotor shaft)	
			2 901275 SETSCREW	
6	523134	1	BRACKET ASSY., swivel, R. H. (Welded)	
			2 919445 BOLT	
			2 919312 LOCKWASHER	
			1 900821 WASHER	
			2 916950 NUT	
7	523159	1	BRACE, steady	
			2 907731 BOLT	
			2 919312 LOCKWASHER	
			2 916950 NUT	
8	523173	1	COLLAR, set (7/8") (front stripper, R. H.)	
			2 901275 SETSCREW	
9	523177	2	WASHER, swivel bearing	
10	523151	1	BEARING ASSY., front stripper (Incl. BUSHINGS)	
			2 907731 CAPSCREW	
			2 919312 LOCKWASHER	
			2 916950 NUT	
			1 915276 FITTING, lubrication	
			3 919392 WASHER	
11	516993	4	BUSHING, stripper bearing	

Continued

R.H. END (Cont'd.)
 Rotary Pick-Up
 (Caster Wheel Model Pickup)

ITEM	PART NUMBER	QTY.	DESCRIPTION	ASSEMBLY OR PACKAGE NO.
12	528706	1	SHIELD, end, R. H.	
	4 916081		SCREW	
	4 919310		LOCKWASHER	
	4 916622		NUT	
	4 917377		WASHER	
13	523138	1	BEARING ASSY., swivel (Incl. BUSHINGS)	
	3 907731		CAPSCREW	
	6 917421		NUT, jam	
	2 919312		LOCKWASHER	
	2 919392		WASHER	
14	528720	1	BRACKET ASSY., attaching, R. H.	
15	1121295	1	SUPPORT, idle end shield	



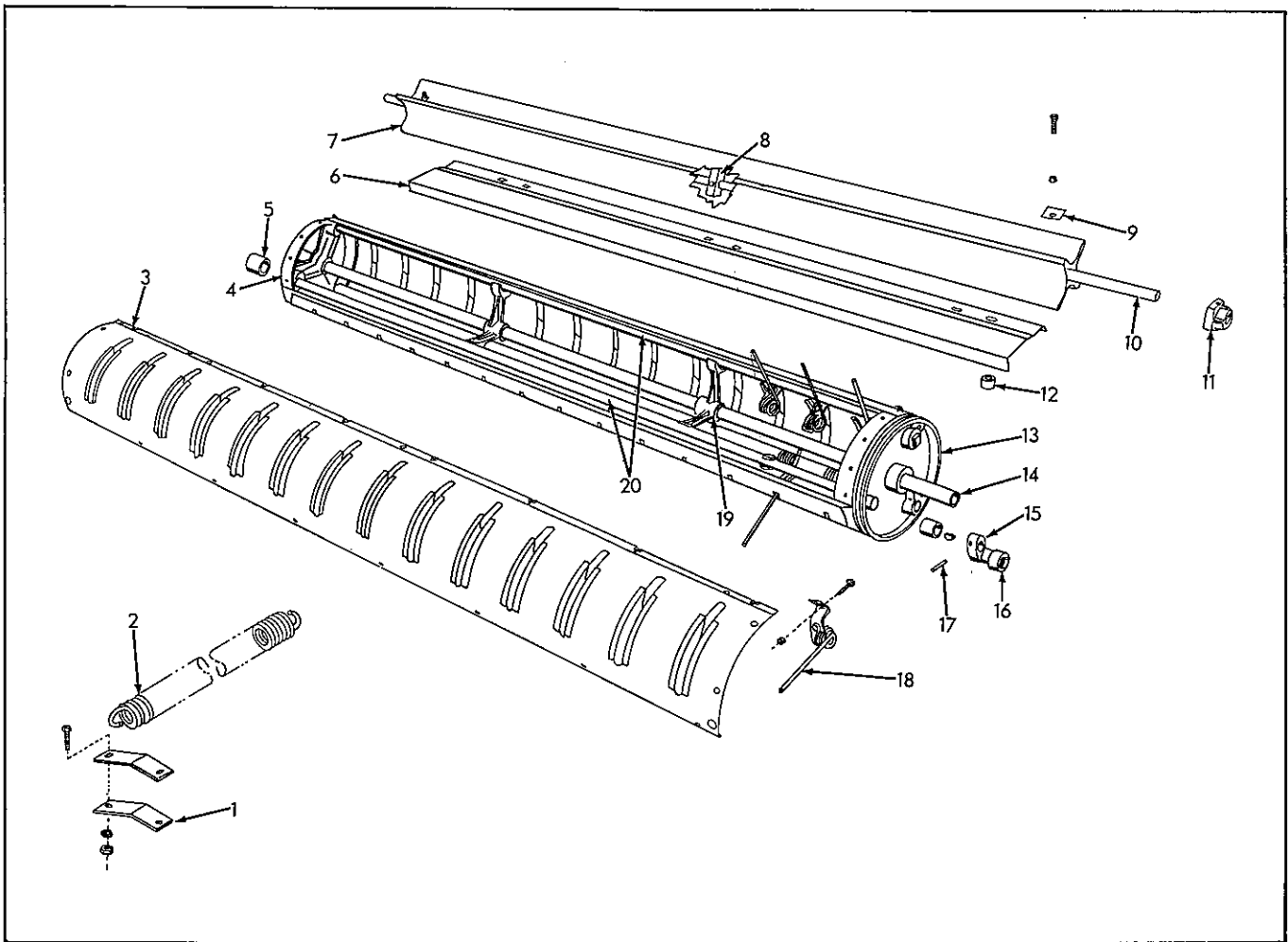
ROTOR AND STRIPPERS
 Rotary Pick-Up
 Caster Wheel Model Pickup

ITEM	PART NUMBER	QTY.	DESCRIPTION	ASSEMBLY OR PACKAGE NO.
1	528083	4	CLIP, header counterbalance spring	
	2 917400		BOLT	
	2 919312		LOCKWASHER	
	2 916950		NUT	
2	522107	1	SPRING, header counterbalance	

Continued

ROTOR AND STRIPPERS (Cont'd.)
 Rotary Pick-Up
 (Caster Wheel Model Pickup)

ITEM	PART NUMBER	QTY.	DESCRIPTION	ASSEMBLY OR PACKAGE NO.
3	528717 528718 528719	1	SECTION ASSY., drum (Slot 1-1/2" from end - 14 slots)	
		1	SECTION ASSY., drum (Slot 3" from end - 14 slots)	
		1	SECTION ASSY., drum (Slot 4-1/2" from end - 14 slots)	
		4	916081 SCREW	
		4	919310 LOCKWASHER	
4	523144	1	HEAD, idle end drive (Incl. BUSHINGS)	
		1	905126 KEY, woodruff	
		1	901277 SETSCREW	
		3	915276 FITTING, lubrication	
5	503690	6	BUSHING, rotor head	
6	528711	1	APRON, rear	
7	528710	2	STRIPPER ASSY.	
8	523153	2	COLLAR, stripper drive, center	
		2	902870 SETSCREW	
9	528727	1	AXLE ASSY., rear stripper (85-1/4" long)	
10	524848	8	PLATE, stripper reinforcing	
11	528726	1	AXLE ASSY., front stripper (Welded) (77-7/8" long)	
12	523152	4	COLLAR, stripper drive, outer	
		2	901279 SETSCREW	
		2	919312 LOCKWASHER	
		2	916950 NUT	
13	523149	1	HEAD, cam end drive (Incl. BUSHINGS)	
		1	905126 KEY, woodruff	
		1	901277 SETSCREW	
		3	915276 FITTING, lubrication	
14	528725	1	AXLE ASSY., main (75-5/16" long)	
15	523120 523121	3	ARM ASSY., cam roller (Incl. BEARING)	
		3	ARM, cam roller	
16	518318	1	905123 KEY, woodruff	
		3	BEARING, ball, cam arm	
17	523176 523123	1	907735 CAPSCREW	
		3	PIN, cam roller arm	
18	523124 523122	42	TOOTH, spring	
		1	910311 RIVET	
		42	BRACKET, tooth	
		42	TOOTH ASSY., spring (Incl. BRACKET)	
19	523154	1	921961 CAPSCREW, H. T.	
		1	920114 NUT, lock	
		2	SUPPORT, tooth holder, center	
20	528722 528723 528724	1	901278 SETSCREW	
		1	919312 LOCKWASHER	
		1	917421 NUT	
		1	HOLDER ASSY., tooth (Welded) (1-1/8" to first hole) (67-3/8" long)	
		1	HOLDER ASSY., tooth (Welded) (2-5/8" to first hole) (67-3/8" long)	
		1	HOLDER ASSY., tooth (Welded) (4-1/8" to first hole) (67-3/8" long) (14 holes in each)	



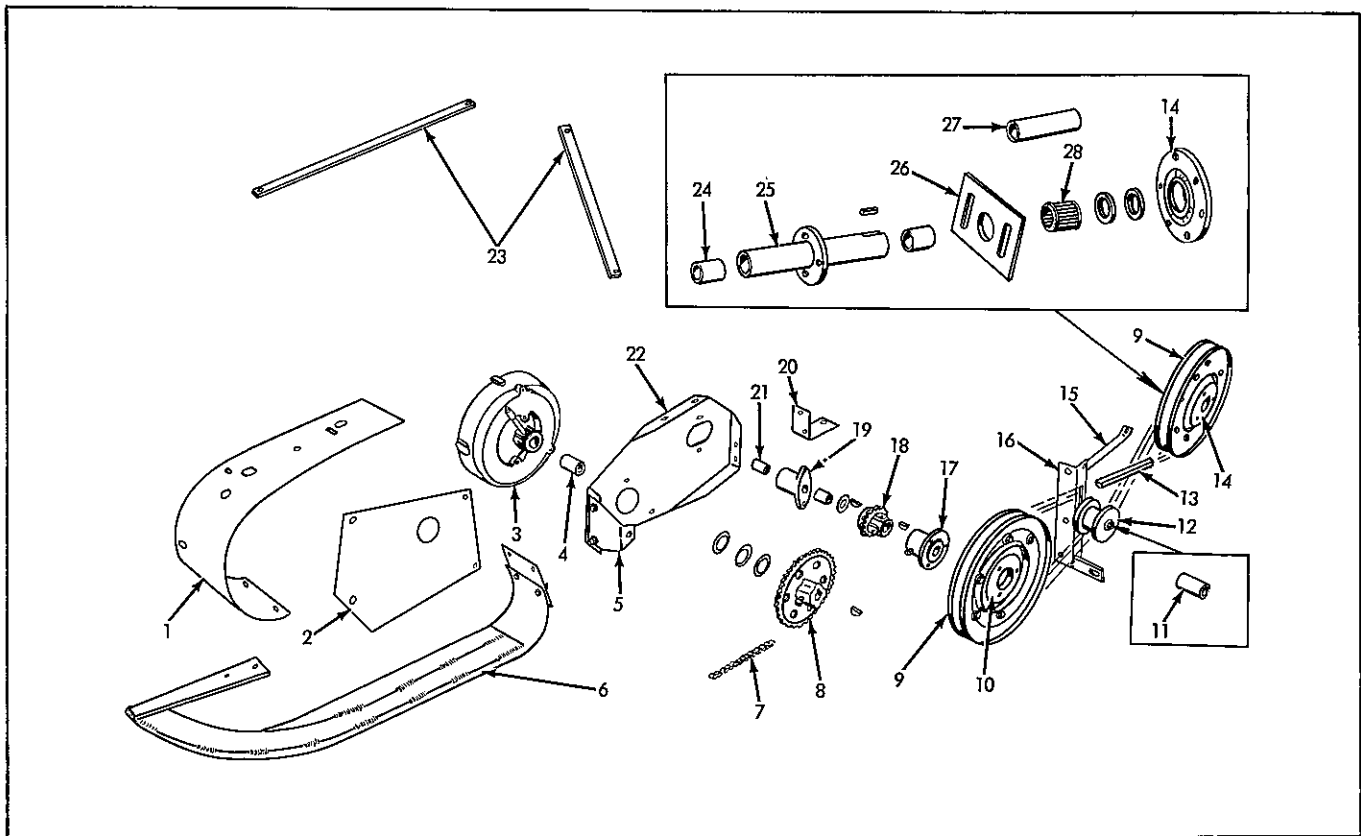
ROTOR AND STRIPPER
Rotary Pick-Up (Stationary)

ITEM	PART NUMBER	QTY.	DESCRIPTION	ASSEMBLY OR PACKAGE NO.
1	528083	4	CLIP, counterbalance spring	
			2 917400 CAPSCREW	
			2 919312 LOCKWASHER	
			2 916950 NUT	
2	522107	1	SPRING, header counterbalance	
	531570	1	SECTION ASSY. (Slot 1-5/8" from end - 16 slots)	
	531569	1	SECTION ASSY. (Slot 3-1/8" from end - 16 slots)	
	531568	1	SECTION ASSY. (Slot 4-5/8" from end - 16 slots)	
3			4 916081 SCREW, machine	
			4 919310 LOCKWASHER	
			8 919012 SCREW	
			8 915999 NUT	
4	523144	1	HEAD, idle end drive	
			1 905126 KEY, woodruff	
			1 919425 SETSCREW	
			1 914465 FITTING, lubrication	
5	503690	6	BUSHING, tooth holder	
6	531563	1	APRON, rear	
			2 919414 BOLT	
			2 919312 LOCKWASHER	
			2 916950 NUT	
7	531562	1	STRIPPER	
			2 901279 SETSCREW	
			2 919312 LOCKWASHER	
8	523153	1	COLLAR, stripper drive, center	
			2 902870 SETSCREW	
9	524848	4	PLATE, stripper reinforcing	
10	531577	1	AXLE ASSY., stripper (Welded) (86" long)	

Continued
148

ROTOR AND STRIPPER (Cont'd.)
Rotary Pick-Up (Stationary)

ITEM	PART NUMBER	QTY.	DESCRIPTION	ASSEMBLY OR PACKAGE NO.
11	523152	2	COLLAR, stripper drive, outer	
			2 901279 SETSCREW	
			2 919312 LOCKWASHER	
			2 916950 NUT	
12	535580	2	SPACER, apron	
13	523149	1	HEAD ASSY., cam end drive (Incl. BUSHINGS)	
			1 905126 KEY, woodruff	
			1 901277 SETSCREW	
			3 914465 FITTING, lubrication	
14	531576	1	AXLE ASSY., main (Welded) (83-1/2" long)	
	523120	3	ARM ASSY., cam roller (Incl. BEARING)	
15	523121	3	ARM, cam roller	
			1 905123 KEY, woodruff	
16	518318	3	BEARING, ball, cam roller arm	
			1 907735 CAPSCREW	
17	523176	3	PIN, drive, cam roller arm	
	523123	48	TOOTH, spring	
			1 910311 RIVET	
18	523124	48	BRACKET, tooth	
	523122	48	TOOTH ASSY., spring (Incl. BRACKET)	
			1 921961 CAPSCREW	
			1 920114 NUT, lock	
19	523154	1	SUPPORT, tooth holder, center	
			1 901278 SETSCREW	
			1 919312 LOCKWASHER	
			1 917421 SETSCREW	
20	531573	1	HOLDER ASSY., tooth (1-1/8" to first hole) (Approx. 76-1/8" long)	
	531574	1	HOLDER ASSY., tooth (2-5/8" to first hole) (Approx. 76-1/8" long)	
	531575	1	HOLDER ASSY., tooth (4-1/8" to first hole) (Approx. 76-1/8" long)	



L. H. END & DRIVE
Rotary Pick-Up (Stationary)

ITEM	PART NUMBER	QTY.	DESCRIPTION	ASSEMBLY OR PACKAGE NO.
1	531560	1	SHIELD, end, L. H.	
			4 916081 SCREW	
			4 919310 LOCKWASHER	
			4 917377 WASHER	
2	531567	1	TEMPLATE, header side	
			3 916081 SCREW, machine	
			3 919310 LOCKWASHER	
			3 916622 NUT	
			2 919012 SCREW	
			2 919146 NUT, speed	
3	524844	1	HOUSING ASSY., cam (Incl. BUSHING)	
			3 908127 CAPSCREW	
			3 917378 WASHER	
			3 919312 LOCKWASHER	
			1 912791 NIPPLE	
			1 901763 COUPLING	
			1 914465 FITTING, lubrication	
4	523175	1	BUSHING, cam housing	
5	531566	1	CONNECTION, front, L. H.	
			1 917397 CAPSCREW	
			1 917642 WASHER	
			1 919311 LOCKWASHER	
			1 917372 NUT	
6	531564	1	SHOE ASSY., skid, L. H.	
			2 916431 CAPSCREW	
			2 917397 CAPSCREW	
			4 919311 LOCKWASHER	
			2 917642 WASHER	
			5 917372 NUT	
7	-----	1	CHAIN, 63 Links (Incl. ONE OFFSET AND ONE CONNECTING LINK)	
			- 910936 LINK, roller	
			- 910937 LINK, offset	
			- 915002 LINK, connecting	
	921048	-	CHAIN, bulk (10 ft. length)	

Continued

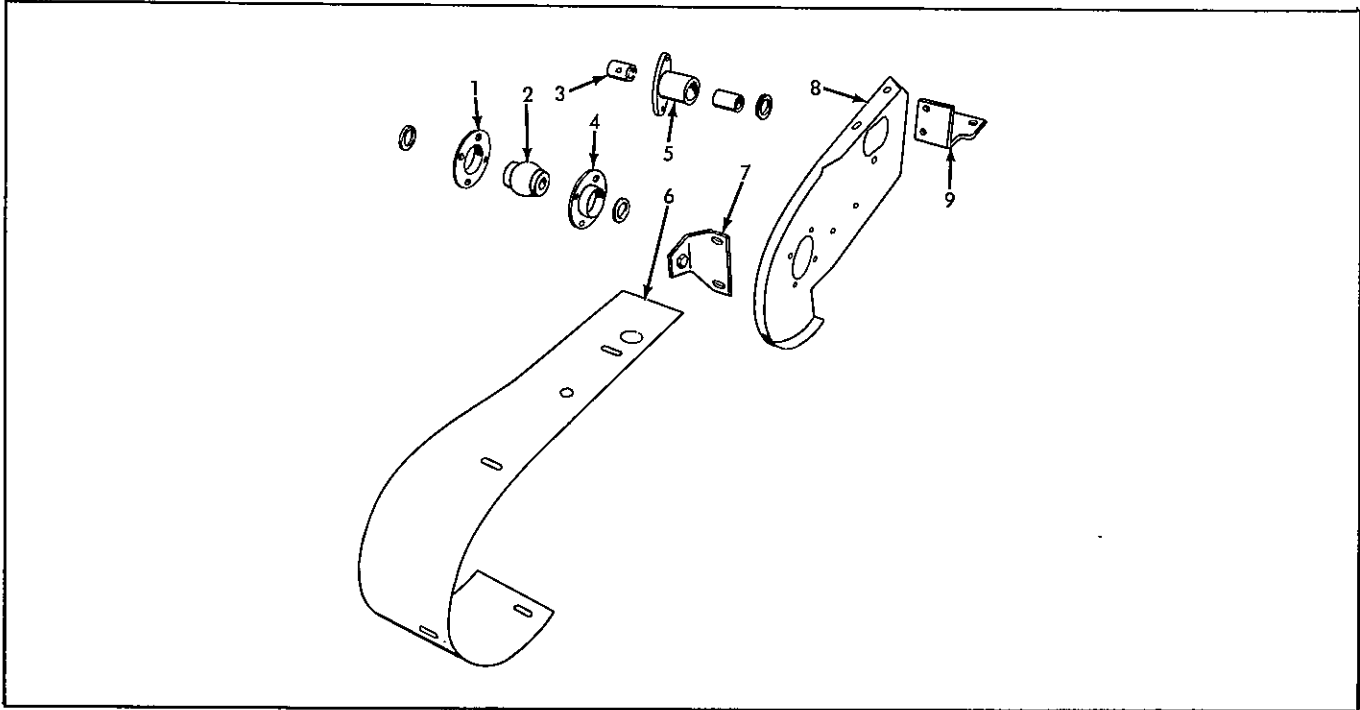
L. H. END & DRIVE (Cont'd.)
Rotary Pick-Up (Stationary)

ITEM	PART NUMBER	QTY.	DESCRIPTION	ASSEMBLY OR PACKAGE NO.
8	524845	1	SPROCKET, main axle (40T)	
			1 905126 KEY, woodruff	
			1 901277 SETSCREW	
			4 919394 WASHER	
	523112	1	SHEAVE ASSY. (Incl. SIDES & CENTERPIECE)	
			3 917397 CAPSCREW	
			3 919311 LOCKWASHER	
			3 917372 NUT	
9	523113	4	SIDE, sheave	
			6 917396 CAPSCREW	
			42 917377 WASHER	
			6 919310 LOCKWASHER	
			6 916622 NUT	
10	523114	1	CENTERPIECE, sheave, driven	
			3 917397 CAPSCREW	
			3 919310 LOCKWASHER	
			3 917372 NUT	
11	523162	1	SLEEVE, roller	
12	523161	1	ROLLER, belt tightener	
			1 921937 BOLT	
			1 917378 WASHER	
			1 919312 LOCKWASHER	
			1 918430 WASHER	
13	523167	1	BELT, pickup	
14	525121	1	CENTER ASSY., drive sheave	
			1 905856 KEY	
			1 911712 SETSCREW	
			1 902872 SETSCREW	
			2 922679 WASHER	
			1 918185 FITTING, lubrication	
15	523164	1	BRACE, belt tightener tie	
			2 916532 SCREW, machine	
			2 919310 LOCKWASHER	
			2 916622 NUT	
16	531578	1	BRACKET ASSY., belt tightener	
			2 916431 CAPSCREW	
			2 919310 LOCKWASHER	
			2 917372 NUT	
17	523156	1	HUB, driven sheave (7/8" bore)	
			1 905126 KEY, woodruff	
			1 901278 SETSCREW	
18	523145	1	SPROCKET (16T)	
			1 905126 KEY	
			1 901277 SETSCREW	
19	523151	1	BEARING ASSY., stripper (Incl. TWO BUSHINGS)	
			3 919392 WASHER	
			1 915276 FITTING, lubrication	
			2 907731 CAPSCREW	
			2 919312 LOCKWASHER	
			2 916950 NUT	
20	531580	1	FOOT ASSY., attaching, L. H.	
			2 921934 BOLT	
			2 919312 LOCKWASHER	
			2 916950 NUT	
21	516993	2	BUSHING, stripper axle	
22	531572	1	BRACKET ASSY., attaching, L. H.	
			2 907731 CAPSCREW	
			1 908127 CAPSCREW	
			3 919312 LOCKWASHER	
			1 917378 WASHER	
			3 916950 NUT	
23	531445	2	BRACE, header back rail	
			2 907731 CAPSCREW	
			2 919312 LOCKWASHER	
			2 916950 NUT	
24	523986	2	BUSHING, drive gudgeon	
25	523985	1	GUDGEON ASSY., pickup drive (Incl. BUSHINGS)	
26	533592	1	SUPPORT, auger (Supersedes 523984)	

Continued

L. H. END & DRIVE (Cont'd.)
Rotary Pick-Up (Stationary)

ITEM	PART NUMBER	QTY.	DESCRIPTION	ASSEMBLY OR PACKAGE NO.
27	823354	1	SPACER, Hesston auger control arm 1 920179 BOLT 1 919312 LOCKWASHER 1 916950 NUT 1 917378 WASHER	
28	523987	1	BEARING, roller	



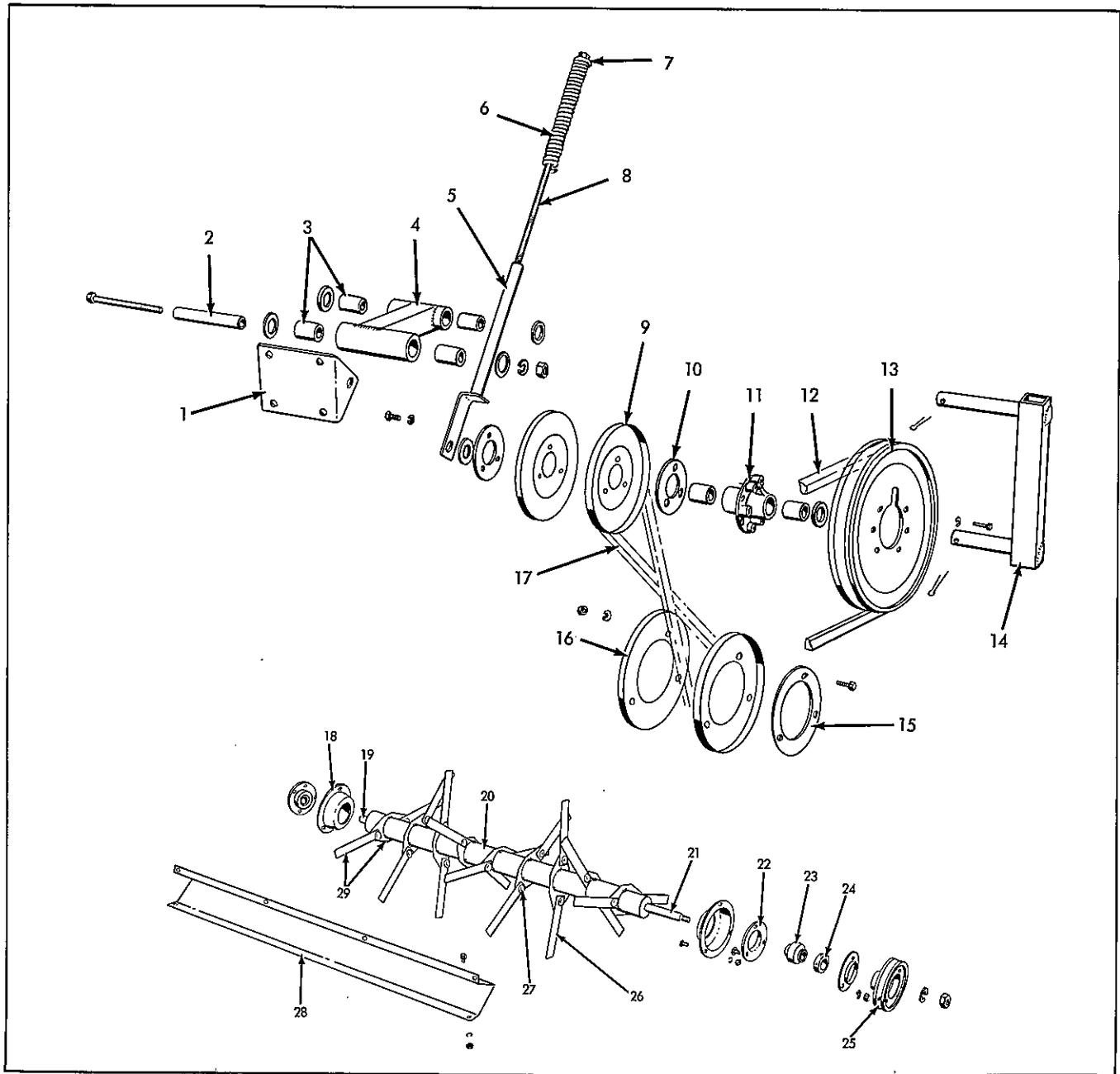
R. H. END
Rotary Pick-Up (Stationary)

ITEM	PART NUMBER	QTY.	DESCRIPTION	ASSEMBLY OR PACKAGE NO.
1	516173	1	RETAINER, bearing, outer 3 917397 CAPSCREW 3 919311 LOCKWASHER 3 917372 NUT	
2	516167	1	BEARING, wood 2 919392 WASHER 1 918461 PIN, cotter	
3	516993	2	BUSHING, stripper axle	
4	516174	1	RETAINER, bearing, inner	
5	523151	1	BEARING ASSY., stripper (Incl. TWO BUSHINGS) 3 919392 WASHER 1 915276 FITTING, lubrication 2 907731 CAPSCREW 2 919312 LOCKWASHER 2 916950 NUT	
6	531559	1	SHIELD, end, R. H. 4 916081 SCREW 4 919310 LOCKWASHER 4 917377 WASHER	
7	531565	1	CONNECTION, front, R. H. 1 917397 CAPSCREW 1 917377 WASHER 1 919286 LOCKWASHER 1 917372 NUT	

Continued

R. H. END (Cont'd.)
 Rotary Pick-Up (Stationary)

ITEM	PART NUMBER	QTY.	DESCRIPTION	ASSEMBLY OR PACKAGE NO.
8	531571	1	BRACKET ASSY., attaching, R. H.	
			2 907731 CAPSCREW	
			1 908127 CAPSCREW	
			3 919312 LOCKWASHER	
			1 917378 WASHER	
			3 916950 NUT	
9	531579	1	FOOT ASSY., attaching, R. H.	
			2 919458 BOLT	
			2 919312 LOCKWASHER	
			2 916950 NUT	



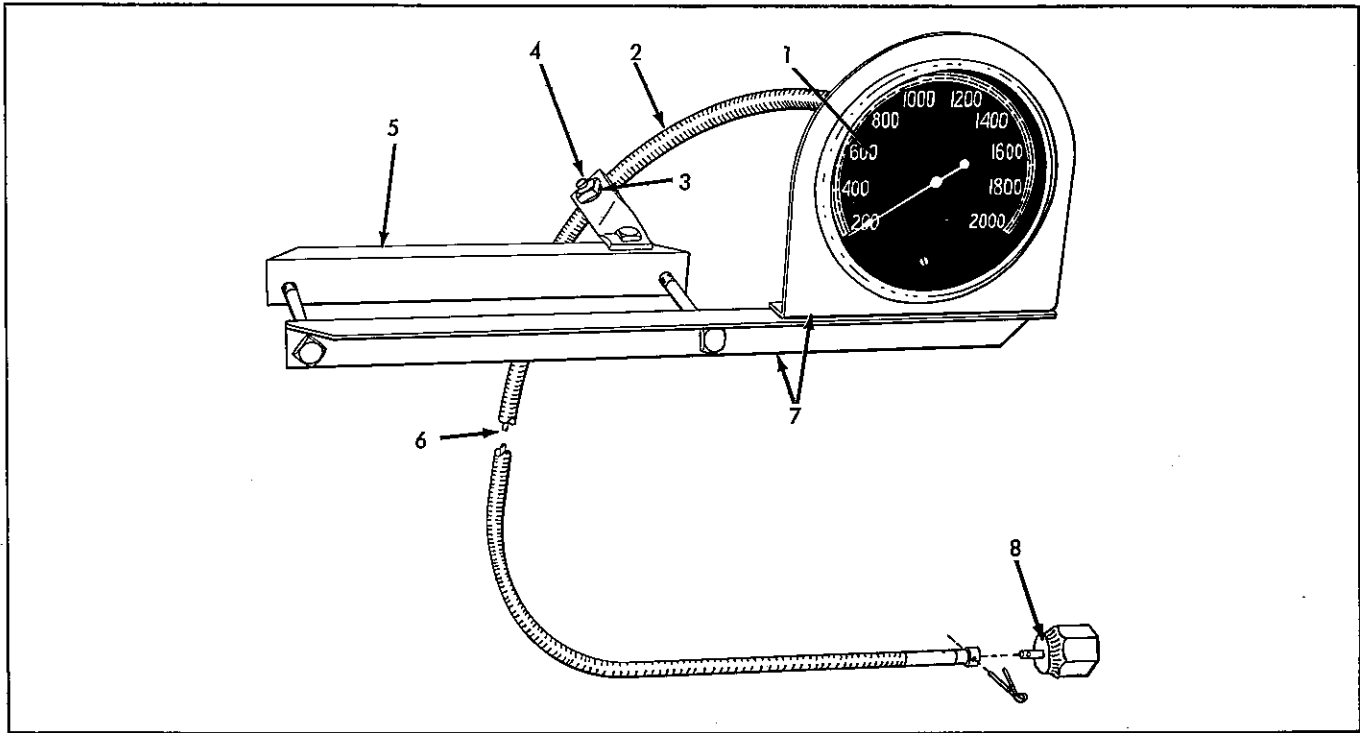
STRAW SPREADER

ITEM	PART NUMBER	QTY.	DESCRIPTION	ASSEMBLY OR PACKAGE NO.
1	527537	1	BRACKET, idler arm support pivot	
		4	917397 CAPSCREW	
		4	919311 LOCKWASHER	
		4	917372 NUT	
2	527538	1	PIVOT, idler arm support	
3	521232	6	BUSHING, idler arm pivot	
4	527523	1	SUPPORT ASSY., idler arm (Incl. BUSHING)	
		2	919392 WASHER	
		1	913712 BOLT	
		1	916966 LOCKWASHER	
		1	913744 NUT	
5	527532	1	SUPPORT ASSY., idler (Welded)	
		1	918459 PIN, cotter	
6	507770	1	SPRING, idler	
7	527239	1	WASHER, idler spring	

Continued

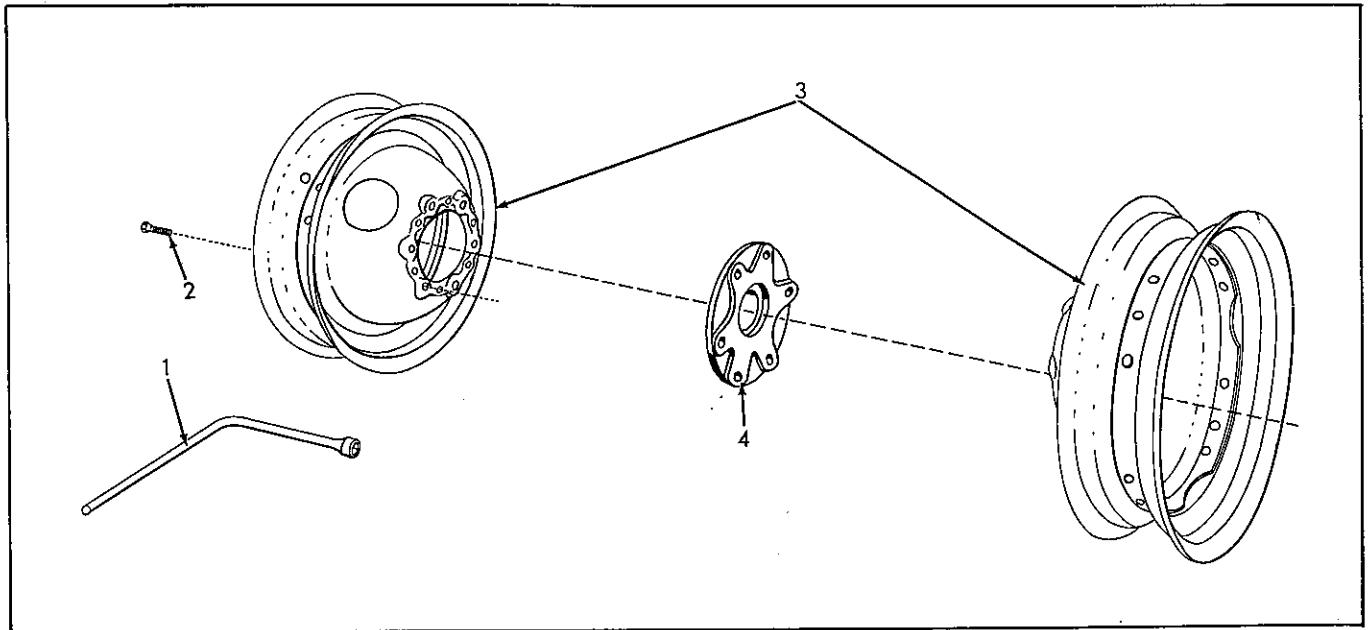
STRAW SPREADER (Cont'd.)

ITEM	PART NUMBER	QTY.	DESCRIPTION	ASSEMBLY OR PACKAGE NO.
8	527539	1	BOLT, idler spring	
			1 916951 NUT	
9	527540	2	SHEAVE, idler (6-3/4" Dia.)	
			3 907731 CAPSCREW	
			3 919312 LOCKWASHER	
10	535527	2	REINFORCEMENT, sheave	
11	527535	1	HUB ASSY., idler (Incl. BUSHINGS)	
			2 919392 WASHER	
			1 914465 FITTING, lubrication	
12	514112	1	BELT, drive, short	
13	523344	1	SHEAVE, idler, (10-1/2" Dia.)	
			6 907727 CAPSCREW	
			6 919310 LOCKWASHER	
			6 916622 NUT	
14	527528	1	ARM ASSY., idler (Welded)	
			2 919392 WASHER	
			1 918459 PIN, cotter	
15	535522	1	REINFORCEMENT, sheave	
16	509117	2	SHEAVE, drive	
			3 917400 CAPSCREW	
			3 919312 LOCKWASHER	
			3 916950 NUT	
17	503304	1	BELT, drive, long	
18	523849	2	SHIELD, rotor	
			3 908295 CAPSCREW	
			3 919310 LOCKWASHER	
			3 916622 NUT	
19	520136	1	SHAFT, rotor, rear (7/8" x 3-7/8")	
			1 916016 PIN	
20	522031	1	ROTOR ASSY. (Incl. SHAFTS & SLINGERS)	
21	520138	1	SHAFT, rotor (drive) (7/8" x 7-3/4")	
			1 916016 PIN	
22	1114839	4	FLANGE, bearing	
			3 919318 CAPSCREW	
			3 919311 LOCKWASHER	
			3 917372 NUT	
23	825972	2	BEARING ASSY. (Incl. COLLAR & SETSCREW)	
			1 905759 SETSCREW	
24	522328	2	COLLAR, bearing	
			1 905759 SETSCREW	
25	523201	1	SHEAVE, rotor	
			1 917373 LOCKWASHER	
			1 918241 NUT	
			1 905123 KEY, woodruff	
26	520134	18	SLINGER, rotor	
27	520686	18	PIN, slinger hinge	
28	521834	1	DEFLECTOR, straw hood	
			8 908295 CAPSCREW	
			8 919310 LOCKWASHER	
			8 916622 NUT	
29	520685	9	BRACKET ASSY. (Incl. TWO SLINGERS)	



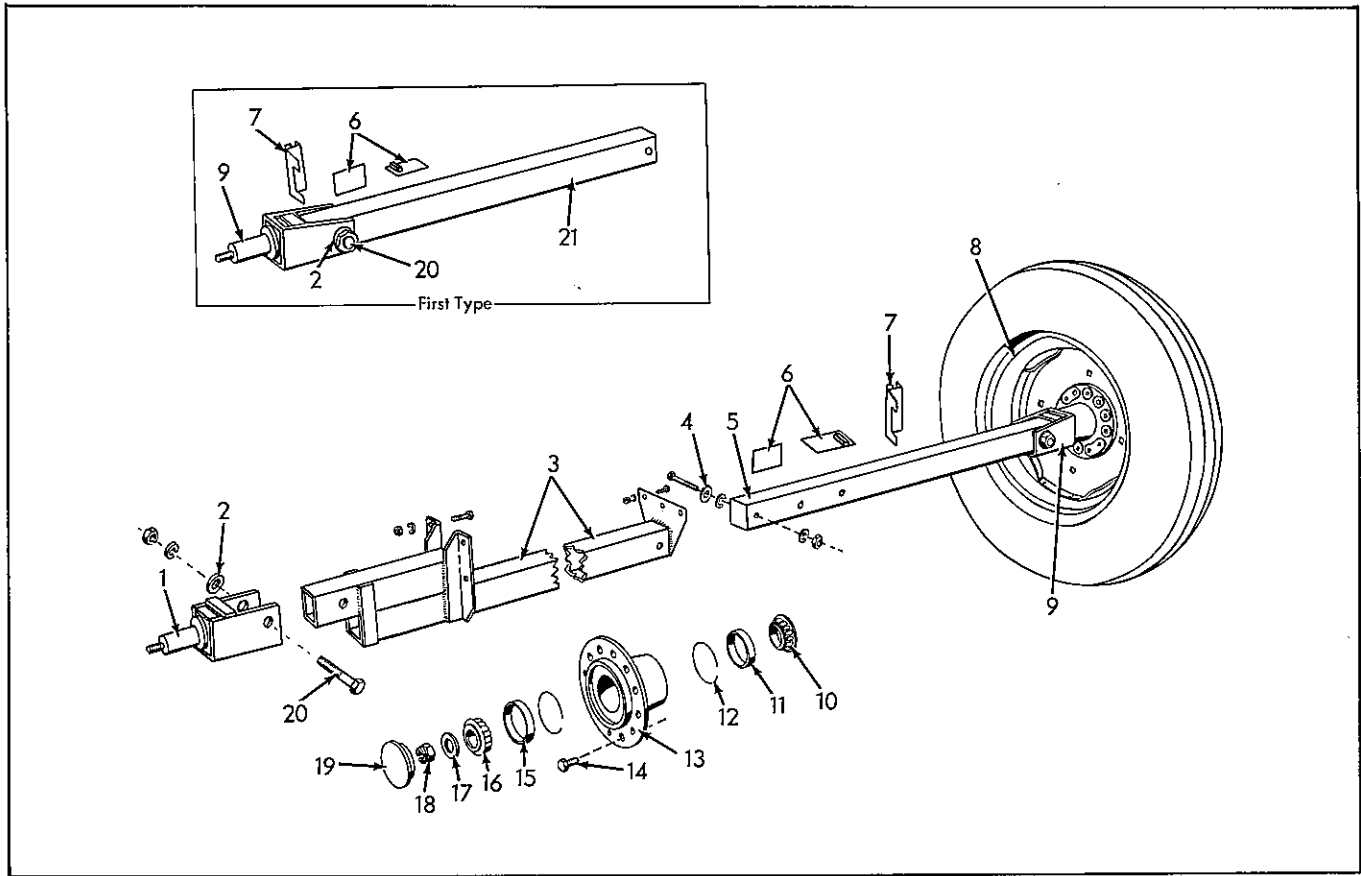
TACHOMETER

ITEM	PART NUMBER	QTY.	DESCRIPTION	ASSEMBLY OR PACKAGE NO.
1	-----	1	TACHOMETER ASSY. (See Machinery)	
2	524118	1	CASING & FERRULE ASSY.	
3	517842	2	CLIP, flexible shaft	
		1	907722 SCREW (f/shaft clip)	
		1	919310 LOCKWASHER (f/shaft clip)	
		1	919309 SCREW (f/bracket clip)	
		1	919311 LOCKWASHER (f/bracket clip)	
		1	916622 NUT	
		1	917372 NUT	
4	517841	1	BRACKET, support, flexible shaft	
		1	917397 BOLT	
		1	919311 LOCKWASHER	
		1	917372 NUT	
5	517840	1	CLAMP, mounting	
		2	919337 BOLT	
		2	919311 LOCKWASHER	
		2	917372 NUT	
6	524119	1	CORE & CLUTCH ASSY.	
7	517837	1	BRACKET, tachometer (Incl. SUPPORT)	
		2	911092 RIVET	
8	517836	1	NUT ASSY., tachometer drive	
		1	918452 PIN, cotter	



DUAL WHEELS

ITEM	PART NUMBER	QTY.	DESCRIPTION	ASSEMBLY OR PACKAGE NO.
1	507461	1	WRENCH, socket	
2	{ 512887	12	BOLT, hub (Used prior to S/N 5638)	
3	{ 532400	12	BOLT, hub (Used w/ 532401 Spacer) (Used on S/N 5638 & up)	
4	{ 513700	2	WHEEL	
	{ 532401	2	SPACER (Used w/ 532392 Disc & Rim) (Used on S/N 5638 & up)	



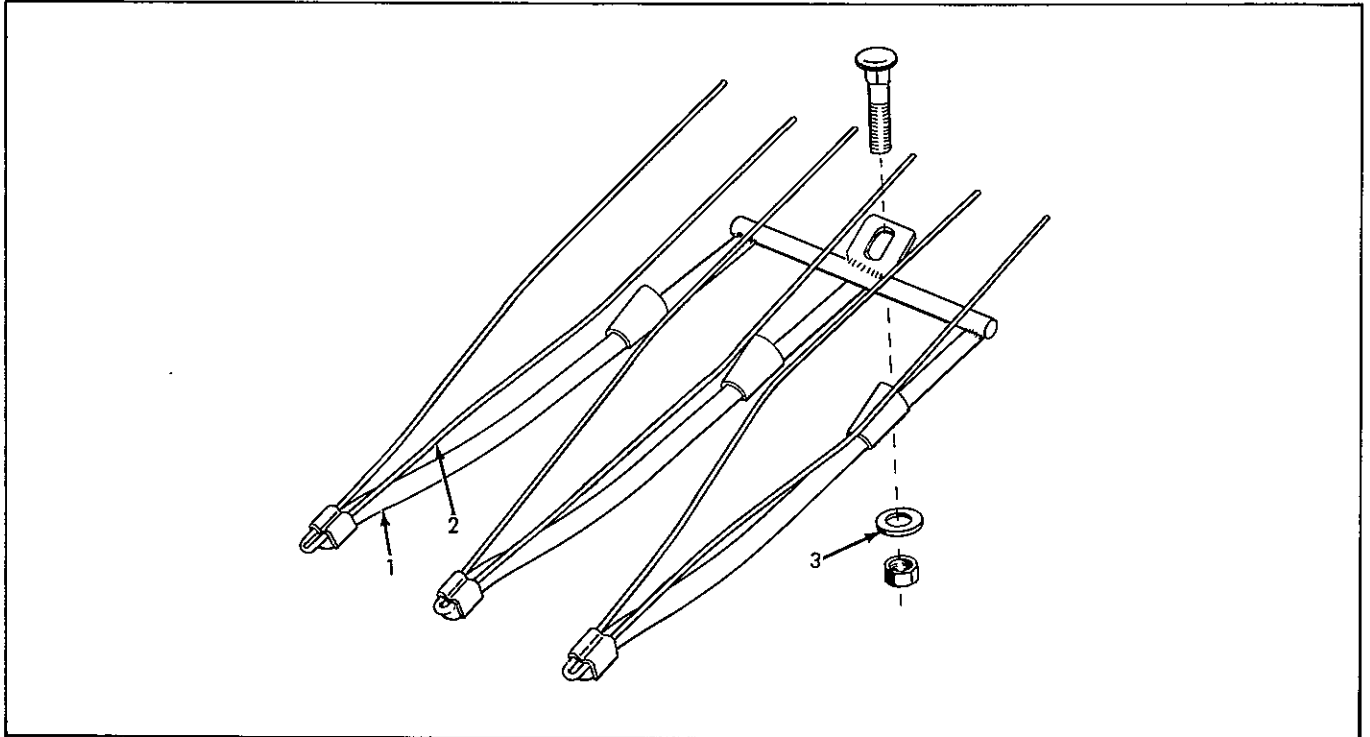
TANDEM WHEEL

ITEM	PART NUMBER	QTY.	DESCRIPTION	ASSEMBLY OR PACKAGE NO.
1	532800	1	SHAFT ASSY., axle stub, R. H. (Second Type)	
2	920365	2	WASHER, axle bolt	
3	532798	1	AXLE ASSY., R. H. (Welded) (Second Type) (Supersedes 527655)	
		3	907731 CAPSCREW	
		3	919312 LOCKWASHER	
		3	916950 NUT	
		4	918212 CAPSCREW	
		4	918199 LOCKWASHER	
		4	918213 NUT	
4	527664	-	SPACER, axle bolt (Two used on first type; one used on second type)	
5	527656	1	AXLE ASSY., L. H.	
		1	919256 CAPSCREW	
		1	918431 WASHER	
		1	916966 LOCKWASHER	
		1	916951 NUT	
6	527661	-	SHIM ASSY. (Welded) (Four used with first type; two used with second type)	
7	527665	-	STOP, axle shim (Two used on first type; one used on second type)	
		1	917397 CAPSCREW	
		1	919311 LOCKWASHER	
		1	917372 NUT	
8	532393	2	DISC & RIM (8:00 x 18" rim) (Supersedes 526910, 5:50 x 18" rim)	
9	527653	-	SHAFT ASSY., axle stub (R. H. and L. H. on first type; L. H. only on second type)	
10	527510	2	CONE, bearing	
11	526975	2	CUP, wheel bearing, inner	
12	521882	4	RING, snap	
13	532244	2	HUB, wheel	
14	207503	12	BOLT, hub	
15	209890	2	CUP, wheel bearing, outer	
16	211999	2	CONE, bearing, outer	
17	203463	2	WASHER	
18	203462	2	NUT, castle	
		1	918454 PIN, cotter	

Continued

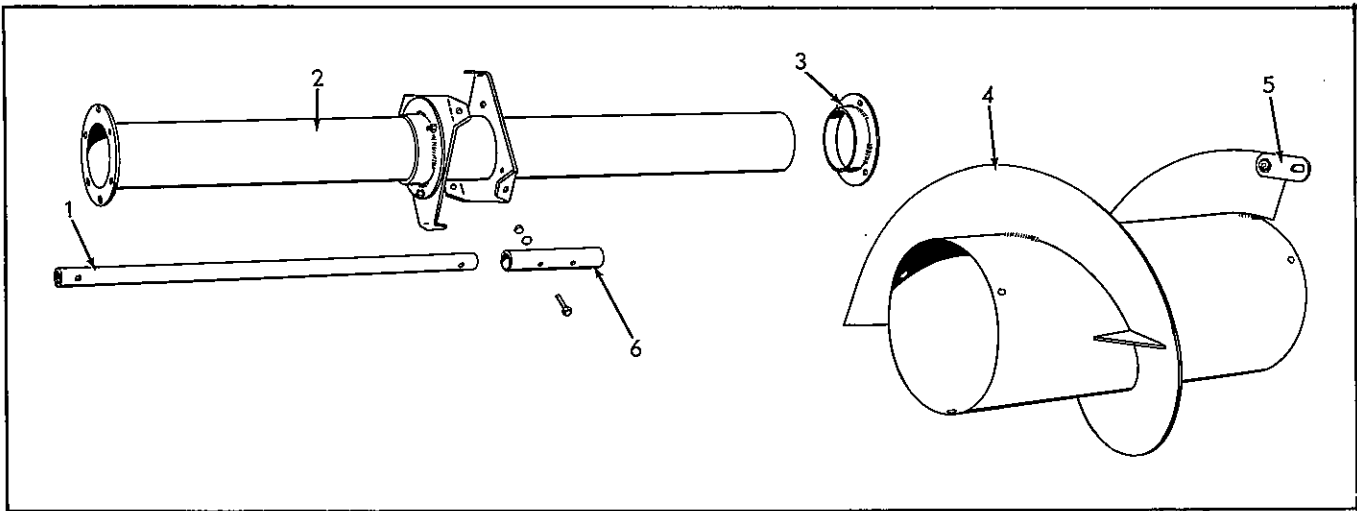
TANDEM WHEEL (Cont'd.)

ITEM	PART NUMBER	QTY.	DESCRIPTION	ASSEMBLY OR PACKAGE NO.
19	205508	2	CAP, hub	
20	526906	2	BOLT, stub axle attaching	
		1	919426 LOCKWASHER	
		1	922008 NUT	
21	-----	1	AXLE ASSY., R. H. (First Type) (Superseded by 532798 & 532800)	
		1	919256 CAPSCREW	
		1	918431 WASHER	
		1	916966 LOCKWASHER	
		1	916951 NUT	



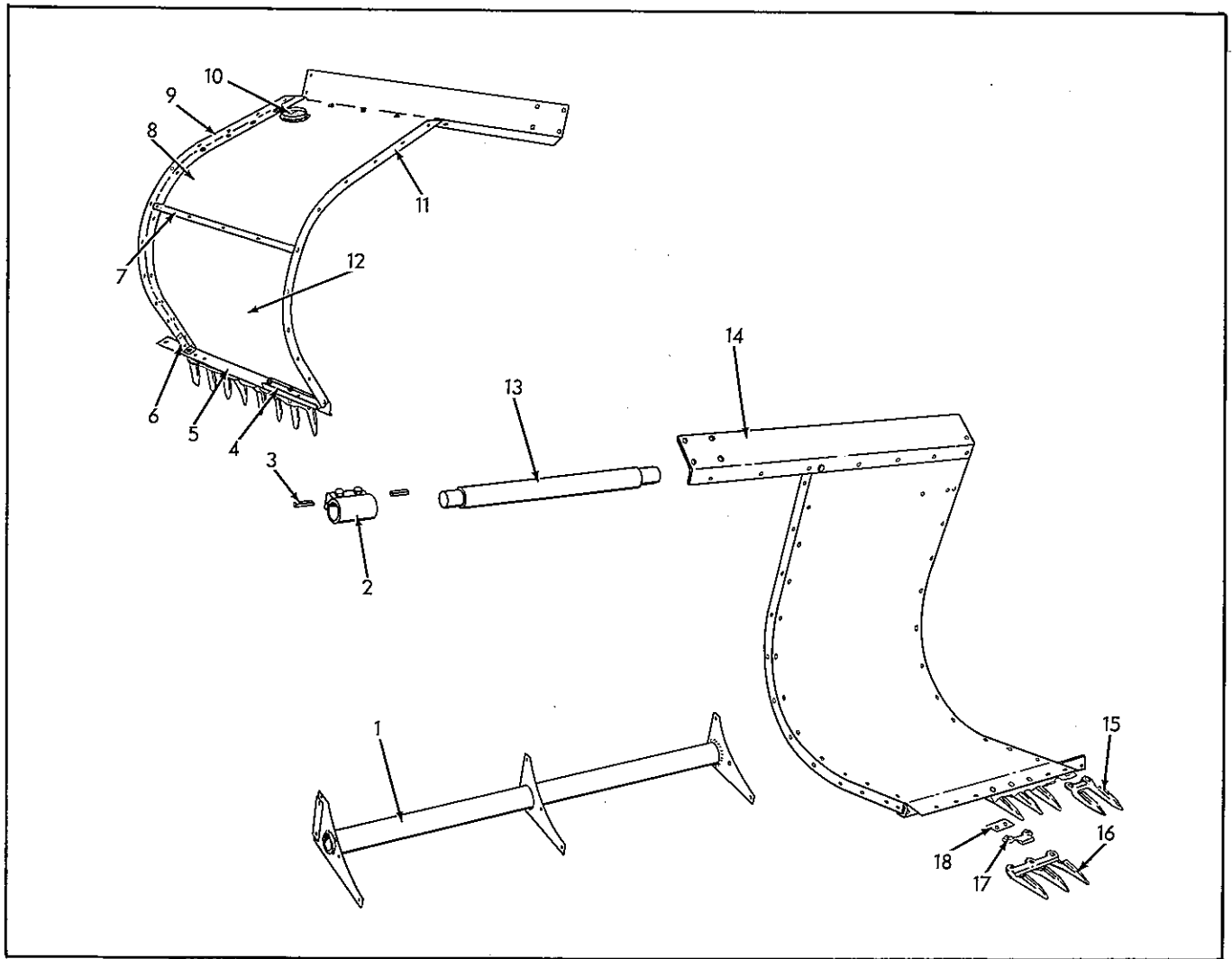
MAIZE GUARD

ITEM	PART NUMBER	QTY.	DESCRIPTION	ASSEMBLY OR PACKAGE NO.
1	-----	-	GUARD ASSY., maize (Machinery item)	
		1	920246 BOLT	
		1	916950 NUT	
2	531542	3	WIRE, maize guard	
3	531651	1	WASHER, guard attaching bolt	



AUGER EXTENSION
Soy Bean Header Extension

ITEM	PART NUMBER	QTY.	DESCRIPTION	ASSEMBLY OR PACKAGE NO.
1	532618	1	SHAFT, control extension	
2	532621	1	TUBE ASSY., auger extension	
			6 919414 BOLT	
			6 919311 LOCKWASHER	
			6 917372 NUT	
			6 920533 SCREW, machine	
			9 919312 LOCKWASHER	
			9 916950 NUT	
			3 919318 CAPSCREW	
			3 919326 WASHER	
3	532620	1	PILOT ASSY., auger extension	
			3 919414 BOLT	
			3 919311 LOCKWASHER	
			3 917372 NUT	
4	532617	1	CONVEYOR ASSY., header extension	
5	521973	1	SPLICE, conveyor spiral	
			2 919309 SCREW	
			2 917642 WASHER	
			2 919311 LOCKWASHER	
			2 917372 NUT	
6	532619	1	COUPLING, extension control shaft	
			2 919933 CAPSCREW	
			2 919311 LOCKWASHER	
			2 917372 NUT	



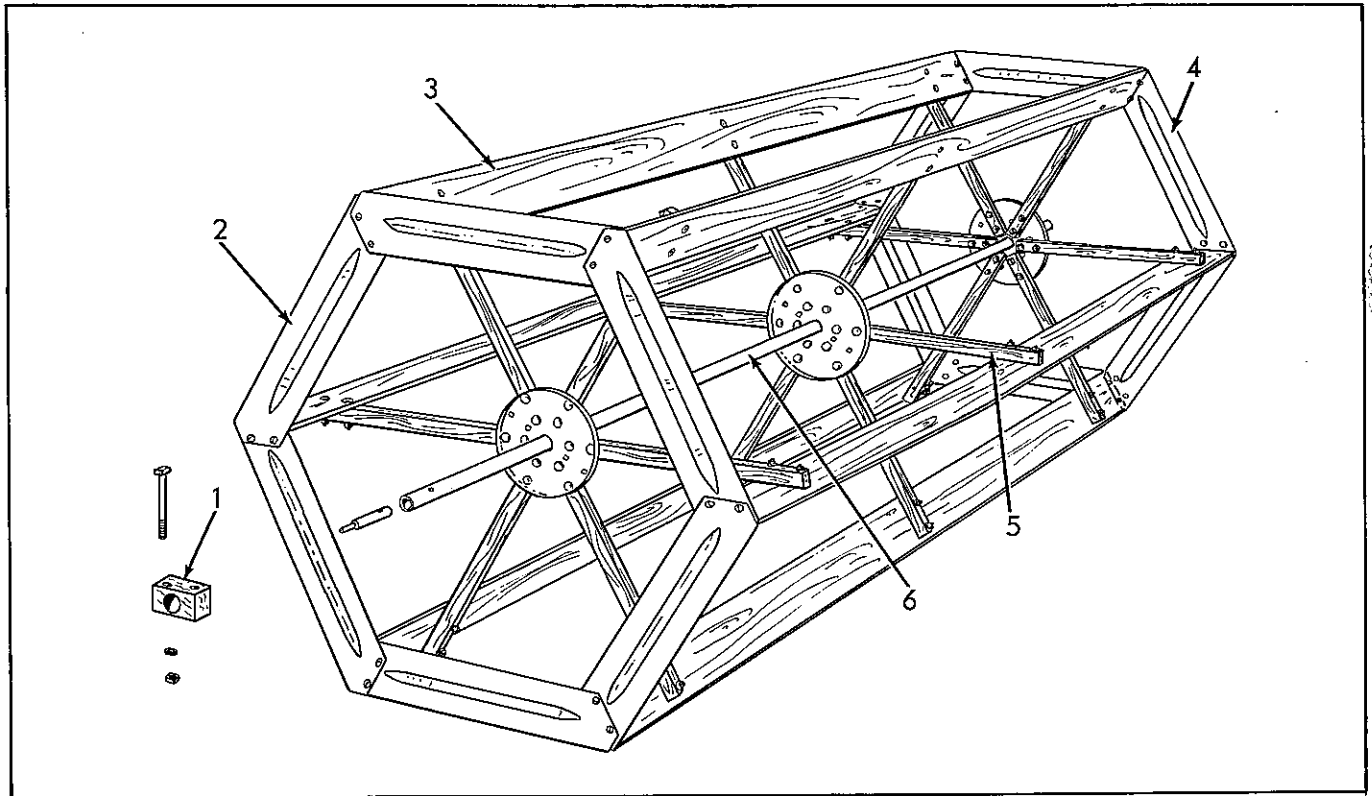
HEADER EXTENSION
Soy Bean Header Extension

ITEM	PART NUMBER	QTY.	DESCRIPTION	ASSEMBLY OR PACKAGE NO.
1	532608	1	TUBE ASSY., header torque extension	
		4	907731 CAPSCREW	
		2	917397 CAPSCREW	
		1	916019 CAPSCREW	
		1	907727 CAPSCREW	
		4	919312 LOCKWASHER	
		2	919311 LOCKWASHER	
		1	919310 LOCKWASHER	
		4	916950 NUT	
		2	917372 NUT	
		1	916622 NUT	
2	521969	1	COUPLING, reel torque tube extension	
		2	919983 CAPSCREW	
		2	916966 LOCKWASHER	
		2	916951 NUT	
3	905857	2	KEY, plain (1/4 x 1/4 x 1-3/4")	
4	521968	1	SPLICE, sickle bar angle	
		4	917397 CAPSCREW	
		4	919311 LOCKWASHER	
		4	917372 NUT	
5	532611	1	ANGLE, sickle bar	
		1	917397 CAPSCREW	
		1	919311 LOCKWASHER	
		1	917372 NUT	

Continued

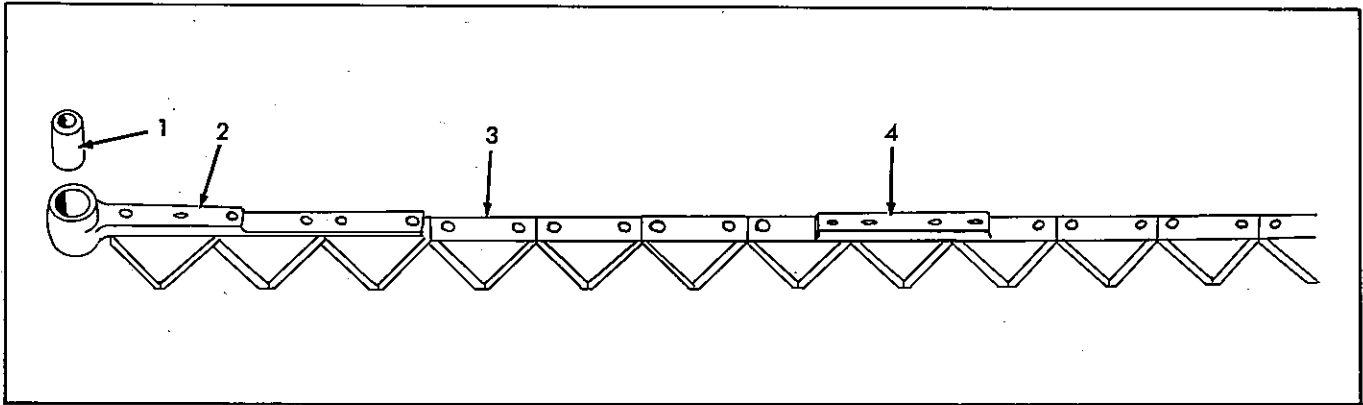
HEADER EXTENSION (Cont'd.)
Soy Bean Header Extension

ITEM	PART NUMBER	QTY.	DESCRIPTION	ASSEMBLY OR PACKAGE NO.
6	520638	1	BRACKET, sickle bar angle, L. H. 1 917397 CAPSCREW 2 907727 CAPSCREW 1 919311 LOCKWASHER 2 919310 LOCKWASHER 1 917372 NUT 2 907727 NUT	
7	532612	1	STRIP, back - rivet 3 910516 RIVET	
8	532614	1	BACK, header 4 910311 RIVET 2 910516 RIVET 2 915261 RIVET	
9	520639	1	RIB, header frame, outer, L. H. 5 910282 RIVET 1 915261 RIVET 1 910516 RIVET 4 910311 RIVET	
10	641469	1	MARKER, red 2 916081 SCREW 2 916622 NUT 2 919310 NUT	
11	521965	1	RIB, frame, R. H. 4 910311 RIVET 1 910516 RIVET 5 910282 RIVET	
12	532615	1	BOTTOM, header 10 910282 RIVET 2 915261 RIVET	
13	532603	1	TUBE ASSY., reel torque	
14	532613	1	RAIL, header back 4 919414 BOLT 4 919311 LOCKWASHER 4 917372 NUT 3 916080 SCREW, machine 3 910533 LOCKWASHER 3 916621 NUT	
15	515458	1	GUARD, sickle (2 prong) 2 921933 BOLT 2 919312 LOCKWASHER 2 916950 NUT	
16	515217	2	GUARD, sickle (3 prong) 2 921933 BOLT 2 916950 NUT 2 919312 LOCKWASHER	
17	520668	1	CLIP, sickle 2 919445 BOLT 2 919312 LOCKWASHER 2 916950 NUT	
18	527511	1	SPACER, sickle clip	



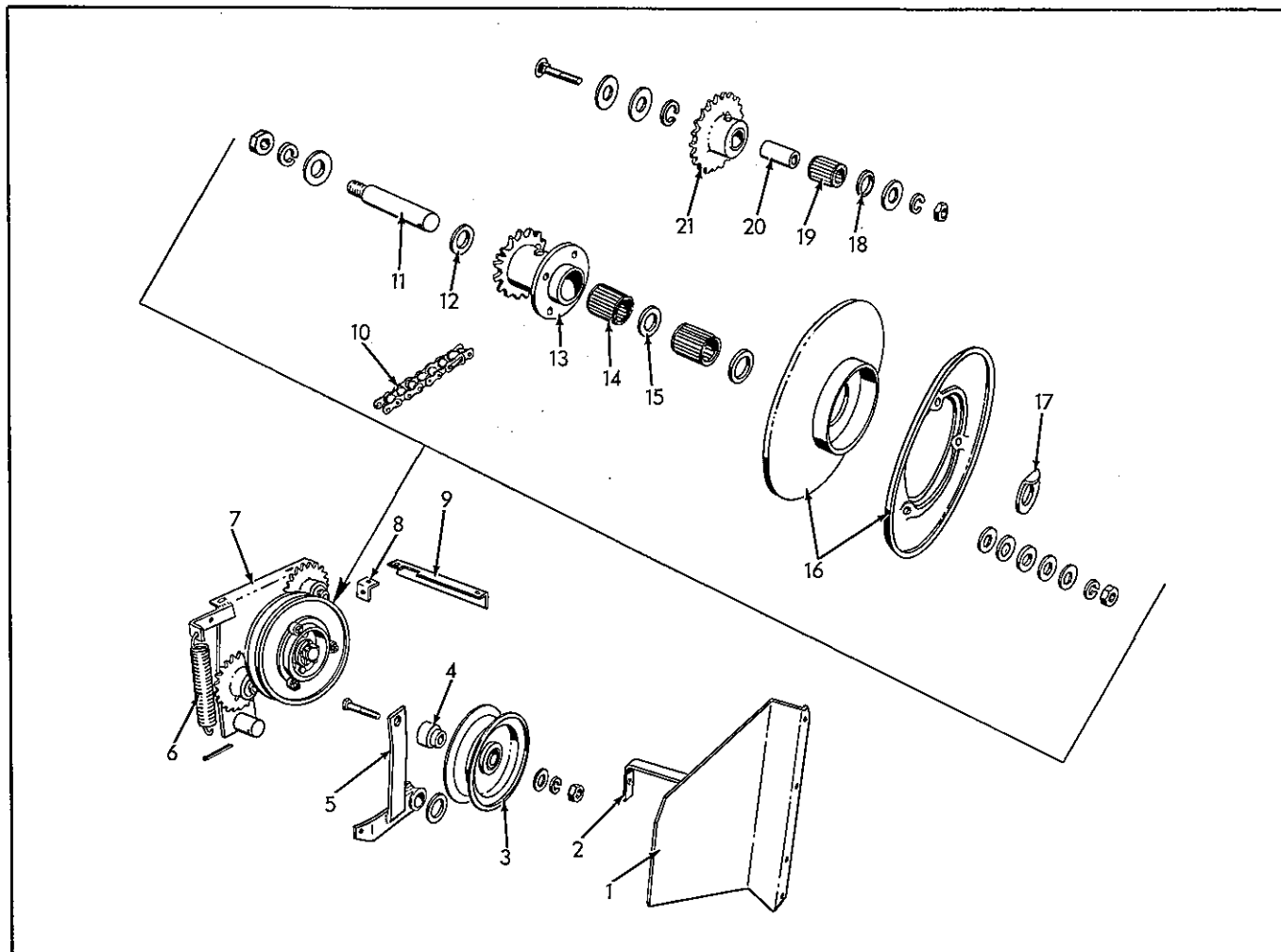
REEL
Soy Bean Header Extension

ITEM	PART NUMBER	QTY.	DESCRIPTION	ASSEMBLY OR PACKAGE NO.
1	520932	2	BEARING, reel	
			2 919330	WASHER
2	520930	6	PANEL, reel, R. H.	
			2 919322	BOLT
			2 917377	WASHER
			4 919310	LOCKWASHER
			4 916622	NUT
			2 919308	SCREW, machine
3	520929	6	BAT, reel	
			6 921922	BOLT
			6 917377	WASHER
			6 919310	LOCKWASHER
4	520931	6	PANEL, reel, L. H.	
			2 919322	BOLT
			2 917377	WASHER
			4 919310	LOCKWASHER
			4 916622	NUT
			2 919308	SCREW, machine
5	520928	18	ARM, reel	
			1 921920	BOLT
			2 921927	BOLT
			1 917377	WASHER
			2 917642	WASHER
			1 919310	LOCKWASHER
			2 919311	LOCKWASHER
			1 916622	NUT
			2 917372	NUT
6	532625	1	SHAFT ASSY., reel	



SICKLE
Soy Bean Header Extension

ITEM	PART NUMBER	QTY.	DESCRIPTION	ASSEMBLY OR PACKAGE NO.
-	532624	1	SICKLE ASSY., complete (9ft.)	
1	527068	1	BUSHING, sickle head	
2	527066	1	HEAD ASSY., sickle (Incl. BUSHING)	
		2	918731 RIVET	
		2	912381 RIVET	
3	500760	38	SECTION, sickle	
		2	910930 RIVET	} f/Sickle Head
		2	918731 RIVET	
		2	912381 RIVET	
		2	915702 RIVET	
4	535537	4	PLATE, rub	f/Rub Plate
		4	915702 RIVET	



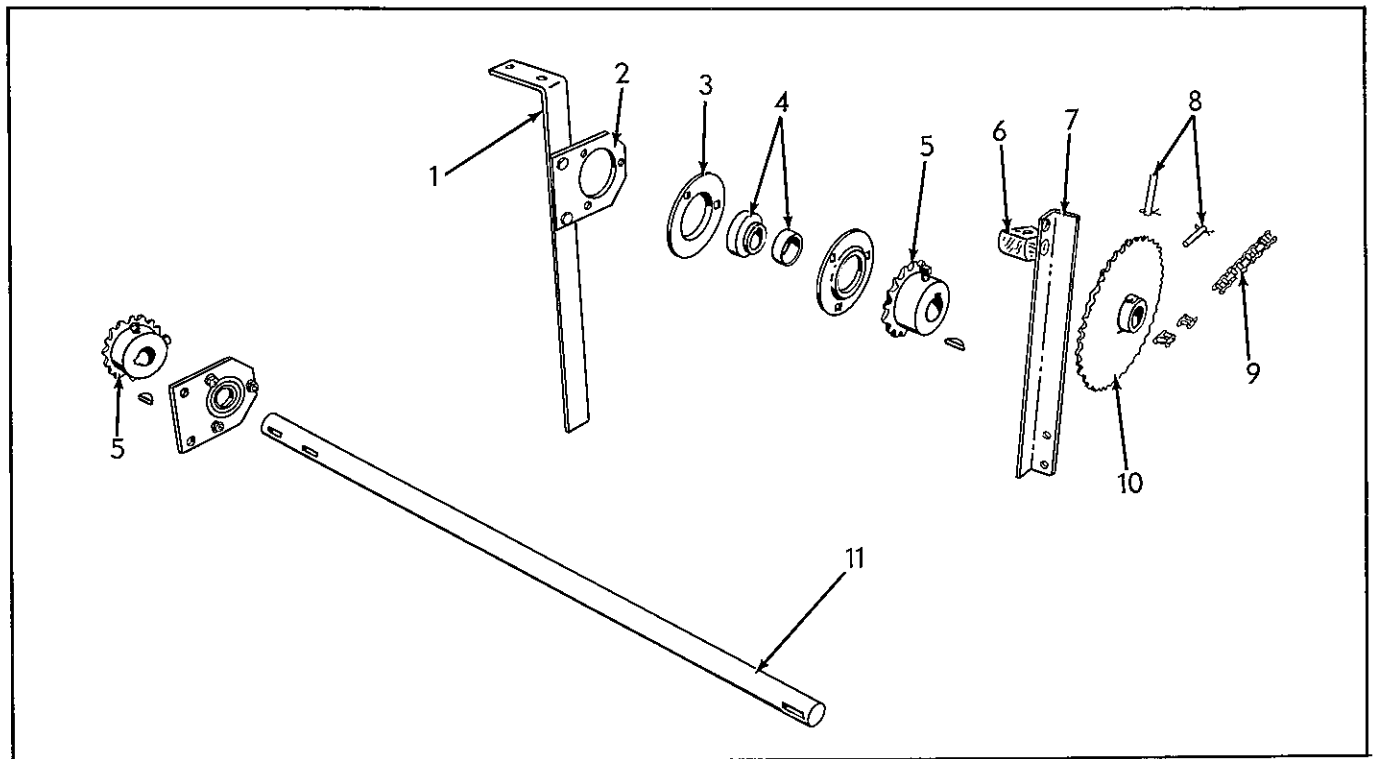
COUNTERDRIVE
Straw Chopper

ITEM	PART NUMBER	QTY.	DESCRIPTION	ASSEMBLY OR PACKAGE NO.
1	532739	1	SHIELD, drive sheave	
			1 917397 CAPSCREW	
			1 919311 LOCKWASHER	
			1 917372 NUT	
2	532705	1	SUPPORT, front drive sheave shield	
			1 917397 CAPSCREW	
			1 919311 LOCKWASHER	
			1 917372 NUT	
3	532721	1	IDLER ASSY., belt tightener	
			1 919369 BOLT	
			1 918431 WASHER	
			1 916966 LOCKWASHER	
			1 916951 NUT	
4	532729	1	STUD, belt tightener	
5	532706	1	ARM ASSY., belt tightener	
			1 912808 FITTING, lubrication	
			1 919397 WASHER	
			1 918459 PIN, cotter	
6	535551	1	SPRING, belt tightener	
7	532732	1	BRACKET ASSY., counterdrive	
			2 916431 CAPSCREW	
			1 907731 CAPSCREW	
			2 919311 LOCKWASHER	
			1 919312 LOCKWASHER	
			2 917372 NUT	
			1 916950 NUT	

Continued

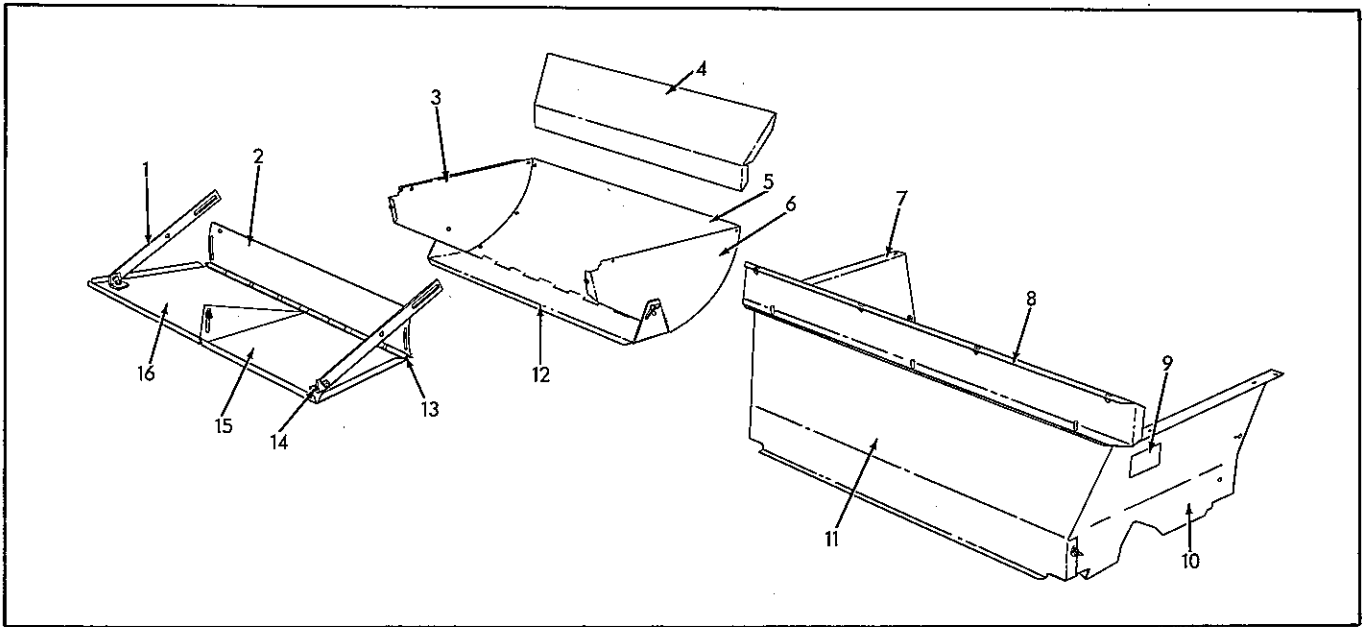
COUNTERDRIVE (Cont'd.)
Straw Chopper

ITEM	PART NUMBER	QTY.	DESCRIPTION	ASSEMBLY OR PACKAGE NO.
8	532704	1	CLIP, angle 1 908127 CAPSCREW 1 919312 LOCKWASHER 1 916950 NUT	
9	532703	1	TIE ANGLE, grain bin 2 908127 CAPSCREW 2 919312 LOCKWASHER 2 916950 NUT	
10	-----	1	CHAIN, counterdrive (74 Links) (Incl. TWO OFFSET AND ONE SPRING CLIP CONNECTING LINK) - 913681 LINK, roller - 913680 LINK, offset - 913682 LINK, connecting	
	921049	-	CHAIN, 5/8" (bulk) (10 ft. length)	
11	526531	1	PIN, counterdrive idler 1 917373 LOCKWASHER 1 915726 NUT	
12	526511	2	CAP, counterdrive sheave bearing	
13	526506	1	HUB ASSY., drive sheave (Incl. BEARINGS AND CAPS) 1 918432 WASHER 1 918459 PIN, cotter 1 914465 FITTING, lubrication	
14	512164	2	BEARING, roller	
15	526510	1	WASHER, drive sheave bearing	
16	532715	1	SHEAVE ASSY., countershaft drive bracket (inner and outer halves) 3 919933 CAPSCREW 18 918994 WASHER 4 917397 CAPSCREW 7 919311 LOCKWASHER 7 917372 NUT	
17	511031	1	WASHER, special	
18	520405	2	CAP, bearing	
19	507226	2	BEARING, roller	
20	532727	2	SLEEVE, idler sprockets	
21	521101	2	SPROCKET ASSY., counterdrive idler (21T) 1 912808 FITTING, lubrication 1 921341 BOLT 1 916966 LOCKWASHER 1 916950 NUT 1 918431 WASHER 2 918432 WASHER	



COUNTERSHAFT
Straw Chopper

ITEM	PART NUMBER	QTY.	DESCRIPTION	ASSEMBLY OR PACKAGE NO.
1	528580	1	SUPPORT ASSY., bin and bearing	
			4 908127 CAPSCREW	
			4 919312 LOCKWASHER	
			4 916950 NUT	
2	528606	2	SUPPORT, countershaft bearing	
			2 917397 CAPSCREW	
			2 917372 NUT	
			2 919311 LOCKWASHER	
3	1114839	4	FLANGE, bearing	
			3 919414 BOLT	
			3 919311 LOCKWASHER	
			3 917372 NUT	
4	1113373	2	BEARING ASSY., ball (Incl. COLLAR AND SETSCREW)	
			1 905759 SETSCREW	
5	521099	2	SPROCKET, countershaft driven (16T) (Incl. SETSCREW)	
			1 902872 SETSCREW	
			1 905126 KEY, woodruff	
6	522859	1	SLIDE, chain	
			1 921929 BOLT	
			1 917642 WASHER	
			1 919311 LOCKWASHER	
			1 917372 NUT	
7	528612	1	SUPPORT, chain tightener	
			2 917397 CAPSCREW	
			2 919312 LOCKWASHER	
			2 916950 NUT	
8	528885	2	PIN, countershaft drive coupling	
			2 918448 PIN, cotter	
9	-----	1	CHAIN, countershaft drive (77 Links) (Incl. THREE OFFSET AND ONE SPRING CONNECTOR LINK)	
			- 913681 LINK, roller	
			- 913680 LINK, offset	
			- 913682 LINK, connecting	
	921049	-	CHAIN, 5/8"(bulk) (10 ft. length)	
10	532830	1	SPROCKET, drive (40T)	
11	532728	1	COUNTERSHAFT (1" x 32-1/4")	



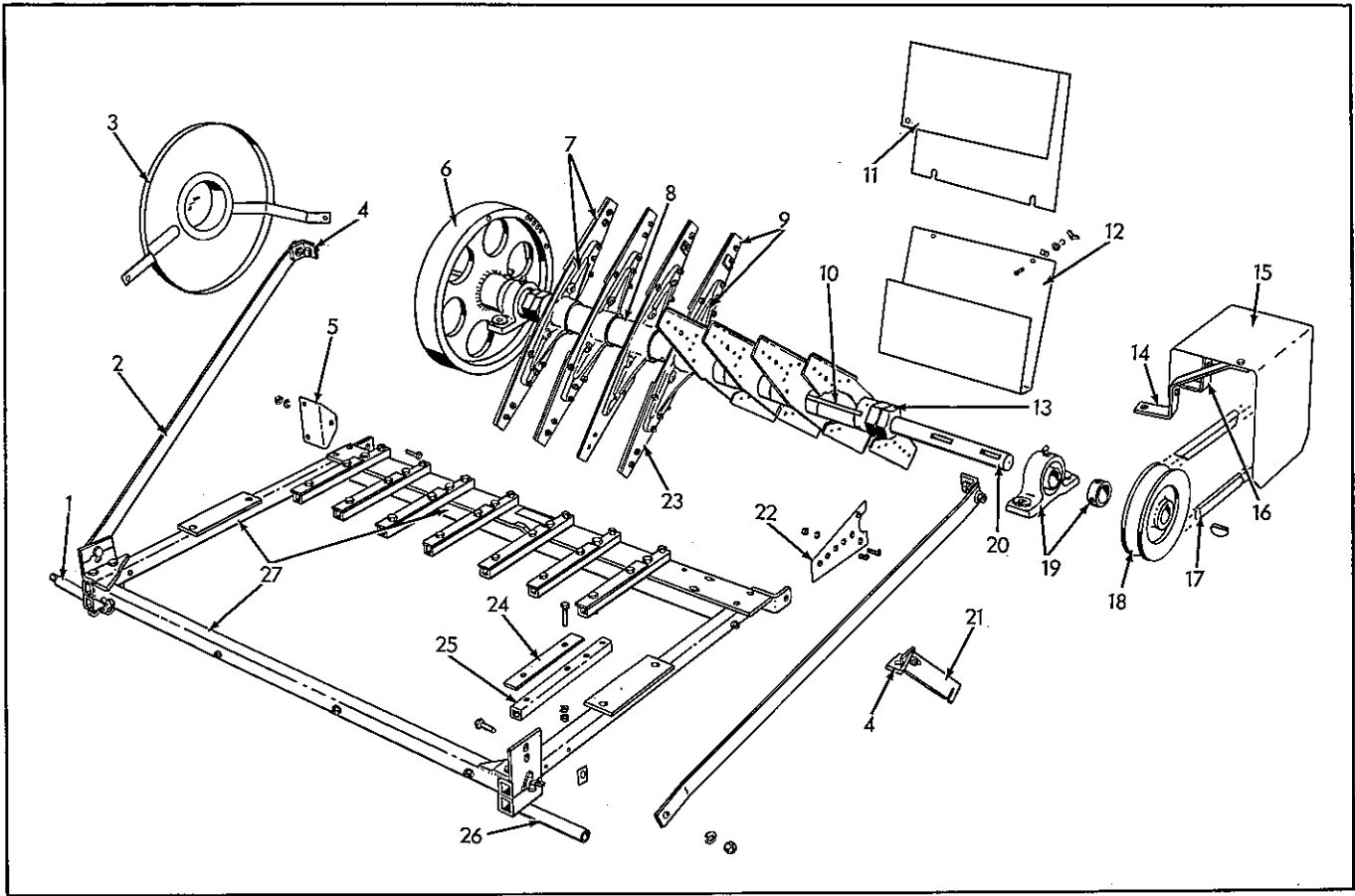
HOPPER & HOUSING
Straw Chopper

ITEM	PART NUMBER	QTY.	DESCRIPTION	ASSEMBLY OR PACKAGE NO.
1	532708	2	STRAP, spreader plate adjusting 1 908127 CAPSCREW 1 919355 CAPSCREW 1 917642 WASHER 1 918330 NUT, tinnerman 1 919311 LOCKWASHER 1 919312 LOCKWASHER 1 918468 NUT, wing	
2	532737	1	SHEET, spreader housing, rear lower 4 918240 CAPSCREW 4 919310 LOCKWASHER 4 916622 NUT	
3	532736	1	SIDE, lower spreader housing, L. H. 1 919316 BOLT 1 919310 LOCKWASHER 1 916622 NUT	
4	532733	1	DEFLECTOR, upper, front 4 908295 CAPSCREW 4 919310 LOCKWASHER 4 916622 NUT	
5	532734	1	BOTTOM, lower spreader housing 4 918240 CAPSCREW 6 916532 SCREW, machine 10 919310 LOCKWASHER 10 916622 NUT	
6	532735	1	SIDE, lower spreader housing, R. H. 1 918240 CAPSCREW 1 919310 LOCKWASHER 1 916622 NUT	
7	532744	1	SIDE, hopper, L. H. 2 908295 CAPSCREW 2 919311 LOCKWASHER 2 916622 NUT	
8	532746	1	EXTENSION, straw hood 4 907727 CAPSCREW 4 919310 LOCKWASHER 4 916622 NUT	
9	526537	2	SIGN, safety	
10	532743	1	SIDE, hopper, R. H. 2 908295 CAPSCREW 2 919311 LOCKWASHER 2 916622 NUT	

Continued

HOPPER & HOUSING (Cont'd.)
Straw Chopper

ITEM	PART NUMBER	QTY.	DESCRIPTION	ASSEMBLY OR PACKAGE NO.
11	532745	1	SHEET ASSY., hopper, rear 2 917397 CAPSCREW 2 917377 WASHER 2 919311 LOCKWASHER 2 918468 NUT, wing	
12	532738	1	DOOR, lower spreader housing deflector 2 916532 SCREW, machine 2 917377 WASHER 2 916205 NUT, tinnerman 2 919310 LOCKWASHER 2 916622 NUT	
13	532714	2	ROD, hinge 2 918452 PIN, cotter	
14	532704	2	CLIP, angle 1 908127 CAPSCREW 1 919312 LOCKWASHER 1 916950 NUT	
15	532741	1	SPREADER, rear R. H. , half 1 908127 CAPSCREW 1 919312 LOCKWASHER 1 916950 NUT 1 917397 CAPSCREW 1 917642 WASHER 1 919311 LOCKWASHER 1 918468 NUT, wing	
16	532742	1	SPREADER, rear, L. H. half 1 908127 CAPSCREW 1 919312 LOCKWASHER 1 916950 NUT 1 917397 CAPSCREW 1 917642 WASHER 1 919311 LOCKWASHER 1 918468 NUT, wing	
--	915643	1	TRANSFER, Diamond	



KNIFE SHAFT & FRAME
Straw Chopper

ITEM	PART NUMBER	QTY.	DESCRIPTION	ASSEMBLY OR PACKAGE NO.
1	532726	1	HANDLE ASSY., L. H. 2 916607 CAPSCREW 2 919311 LOCKWASHER 2 917372 NUT	
2	532709	2	BAR, rear frame support tie 2 907731 CAPSCREW 2 919312 LOCKWASHER 1 920497 NUT, tinnerman 2 916950 NUT	
3	532720	1	SHIELD ASSY., flywheel 1 917397 CAPSCREW 1 919984 CAPSCREW 1 917642 WASHER 1 919311 LOCKWASHER 1 919310 LOCKWASHER 1 916622 NUT	
4	532704	3	CLIP, angle 1 908127 CAPSCREW 1 919312 LOCKWASHER 1 916950 NUT	
5	532713	1	BRACKET, frame attaching, rear 2 916431 CAPSCREW 2 919311 LOCKWASHER 2 917372 NUT	
6	518296	1	FLYWHEEL 1 911021 KEY 1 901036 SETSCREW 1 916966 LOCKWASHER 1 913744 NUT	
7	{ 518294 532719	{ 6 6	ARM, knife, outer KNIFE ASSY., outer (Incl. ARM AND KNIVES)	

Continued

KNIFE SHAFT & FRAME (Cont'd.)
Straw Chopper

ITEM	PART NUMBER	QTY.	DESCRIPTION	ASSEMBLY OR PACKAGE NO.
8	526523	8	SPACER, knife	
9	518295	2	ARM, knife, center	
	532718	2	KNIFE ASSY., center (Incl. ARM AND KNIVES)	
10	532731	2	KEY, knife shaft	
11	532747	2	GUARD, knife blade, long	
12	532748	2	GUARD, knife blade, short	
			2 916532	SCREW, machine
			2 917377	WASHER
			2 916205	NUT, tinnerman
			2 919310	LOCKWASHER
			2 916952	NUT, wing
13	911207	4	NUT, hex, jam	
14	532711	1	SUPPORT, driven sheave shield	
			2 908295	CAPSCREW
			2 919310	LOCKWASHER
			2 916622	NUT
15	532740	1	SHIELD, driven sheave	
			3 908295	CAPSCREW
			3 919310	LOCKWASHER
			3 916622	NUT
16	532710	1	SUPPORT, driven sheave shield	
			1 908295	CAPSCREW
			1 919310	LOCKWASHER
			1 916622	NUT
17	532723	1	BELT, drive	
18	519725	1	SHEAVE, knife shaft, driven	
			1 911021	KEY, woodruff
			1 901277	SETSCREW
19	518304	2	BEARING ASSY.	
			2 919984	CAPSCREW (front bearing)
			2 919369	CAPSCREW (rear bearing)
			2 916966	LOCKWASHER
			2 916951	NUT
20	532730	1	SHAFT, knife	
21	532712	1	LATCH, transport	
			1 908127	CAPSCREW
			1 919442	NUT
22	532722	16	BLADE, knife	
			4 920495	CAPSCREW, flat socket head
			2 920496	CAPSCREW, flat socket head
			6 919310	LOCKWASHER
			6 916622	NUT
23	532749	8	PLATE, knife attaching	
			4 911476	RIVET
24	519729	8	PLATE, ledger	
			2 921945	CAPSCREW
			2 919311	LOCKWASHER
			2 920263	NUT
25	519728	8	ARM, ledger	
			2 921954	CAPSCREW
			2 919312	LOCKWASHER
			2 916602	NUT
26	532725	1	HANDLE ASSY., R. H.	
			2 916607	CAPSCREW
			2 919311	LOCKWASHER
			2 917372	NUT
27	532707	1	FRAME ASSY., main (Welded)	
			2 917400	CAPSCREW
			2 919312	LOCKWASHER
			2 916950	NUT

ASSEMBLIES & PACKAGED PARTS

ASSEMBLY OR
PACKAGE NO.

DESCRIPTION

517311

U-JOINT KIT

1	512302	CROSS, center
4	512301	RETAINER, cork
4	512300	WASHER, cork
4	512303	BUSHING
4	512304	RING, lock
1	912275	FITTING, lubrication

517312

REPAIR KIT, U-Joint

4	510735	RETAINER, cork
4	510736	WASHER
4	510737	RING, lock
4	510738	BUSHING
1	510739	CROSS
1	915275	FITTING, lubrication

530538

REPAIR KIT, U-Joint

1	530537	CROSS
4	530536	CUP ASSY.
4	510737	RING
1	915275	FITTING

532875

TRANSFER KIT

1	068831	TRANSFER, Allis-Chalmers
1	511332	TRANSFER, Hitch
1	517279	TRANSFER, All-Crop Harvester
3	520308	TRANSFER, Straw Spreader warning
1	522467	TRANSFER, Sep. Drive Belt Diagram
1	527271	TRANSFER, Model "90"
1	527281	TRANSFER, Cylinder Belt Adjusting
1	527573	TRANSFER, Upper Feed Roll Clutch Diagram
1	529714	TRANSFER, Sep. Drive Shaft
1	531145	TRANSFER, P. T. O. Shield
1	532782	TRANSFER, Diamond

HARDWARE LIST

PART NO.	DESCRIPTION	PART NO.	DESCRIPTION
900768	RIVET, ctsk. hd., 3/16 x 3/4	910323	NUT, hex, 5/16NC-2
900793	RIVET, tinners, 5#	910370	CAPSCREW, hex-hd, 1/2NF2 x 3
900802	PIN, cotter, 3/32 x 1	910390	USE 913313
900805	USE 900806	910516	RIVET, truss-hd, 3/16 x 7/16
900806	PIN, cotter, 1/8 x 1	910517	RIVET, truss-hd, 1/4 x 1
900808	PIN, cotter, 1/8 x 1-1/2	910519	RIVET, truss-hd, 5/16 x 7/8
900811	PIN, cotter, 3/16 x 1-1/2	910520	RIVET, rd-hd, 1/4 x 5/8
900821	WASHER, plain, USS, 15/16 x 2-1/4 x #8	910522	RIVET, rd-hd, 3/8 x 1-1/8
900942	USE 900802	910523	RIVET, rd-hd, 3/8 x 1-1/4
901036	SETSCREW, sq. hd, cup-pt, 1/2NC-2 x 1-1/2	910525	RIVET, ctsk. hd, 3/16 x 7/16
901149	RIVET, tinners, 3#	910531	WASHER, riveting, 3/16
901164	SCREW, rd-hd, 1/4NC2 x 3/8	910533	LOCKWASHER, spring, hy, cad-pltd. #10
901165	WASHER, plain, USS, 3/8 x 7/8 x #16	910542	RIVET, tubular, oval-hd, steel, 3/16 x 5/16
901270	SETSCREW, sq-hd, cup-pt, 1/2NC2 x 1	910825	WASHER, plain, 7/16 x 2 x #12
901275	SETSCREW, sq-hd, cup-pt, 3/8NC2 x 1/2	910831	WASHER, plain, 11/32 x 1-1/2 x 18 ga. (.049)
901277	SETSCREW, sq-hd, cup-pt, 3/8NC2 x 3/4	910834	NAIL
901278	SETSCREW, sq-hd, cup-pt, 3/8NC2 x 1	910836	NAIL
901279	SETSCREW, sq-hd, cup-pt, 3/8NC2 x 1-1/4	910880	NUT, hex, 1/4NC-2
901469	NIPPLE, pipe, 1/8 x 2	910892	RIVET, rd-hd, 1/4 x 3/4
901473	NIPPLE, pipe, 1/8 x 4	910914	RIVET, tubular, fl, ctsk. hd, brass, 3/16 x 1/2
901651	PLUG, pipe, sq-hd, solid, 1/8	910924	RIVET, ctsk. hd, 1/4 x 5/8
901653	PLUG, pipe, sq-hd, solid, 3/8	910925	RIVET, truss-hd, 5/16 x 3/4
901763	COUPLING, pipe, str, 1/8	910930	RIVET, section, oval-hd, #6 x 5/8
902214	SETSCREW, sq-hd, oval pt, 1/2NC2 x 1-1/4	910931	RIVET, section, ctsk. hd, #6 x 7/8
902870	SETSCREW, hex-sckt, cup-pt, 3/8NC3 x 3/8	910936	LINK, roller, 1/2" pitch
902872	SETSCREW, sckt. -hd, cup-pt, 1/4NC3 x 1/2	910937	LINK, offset, 1/2" pitch
903626	CAPSCREW, hex-hd, 5/16NC2 x 3/4	910968	SCREW, rd-hd, cad-pltd, #10 x 1
904007	PIN, cotter, 3/16 x 3	910989	RIVET, truss-hd, soft, 3/16 x 3/4
905123	KEY, woodruff, 3/16 x 3/4	910994	RIVET, rd-hd, 5/16 x 3/4
905126	KEY, woodruff, 1/4 x 1	911008	RIVET, tubular, oval-hd, 3/16 x 3/8
905759	SETSCREW, hex-sckt, cup-pt, 1/4-20 UNC-3A x 1/4	911021	KEY, woodruff, 5/16 x 1-1/2
905850	KEY, plain, sq, 3/16 x 3/16 x 1	911085	RIVET, rd-hd, 1/4 x 1-1/8
905856	KEY, plain, sq, 1/4 x 1/4 x 1-1/2	911092	RIVET, rd-hd, 3/16 x 1/2
905857	KEY, plain, sq, 1/4 x 1/4 x 1-3/4	911187	WASHER, plain, 25/32 x 1-3/4 x #16
907168	RIVET, tinners, 4#	911200	RIVET, tubular, oval hd, 3/16 x 1/4
907722	SCREW, rd-hd, cad. pltd, 1/4NC2 x 5/8	911233	KEY, woodruff, 3/16 x 7/8
907727	CAPSCREW, hex-hd, pltd, 1/4NC2 x 5/8	911273	KEY, woodruff, sh-hgt, 1/4 x 2-1/8
907729	CAPSCREW, hex-hd, pltd, 5/16NC2 x 1-1/4	911421	WASHER, plain, 11/32 x 3/4 x #16
907730	CAPSCREW, hex-hd, pltd, 5/16NC2 x 2-1/4	911476	RIVET, ctsk. hd, 1/4 x 7/8, soft
907731	CAPSCREW, hex-hd, cad-pltd, 3/8NC2 x 1	911553	RIVET, button hd, 5/16 x 7/8
907735	CAPSCREW, hex-hd, 1/2NC2 x 1-3/4	911570	RIVET, rd-hd, 13/64 x 1-1/4
907746	SCREW, drive, pltd, #6 x 1/4	911712	SETSCREW, hex-sckt, cup-pt, 5/16 NC3 x 5/16
908127	CAPSCREW, hex-hd, pltd, 3/8NC2 x 3/4	911989	WASHER, plain, 3/8 x 1 x #12
908295	CAPSCREW, hex-hd, pltd, 1/4NC2 x 1/2	912022	WASHER, plain, 11/16 x 1-1/4 x #12
908297	CAPSCREW, hex-hd, cad-pltd, 1/4NC2 x 1-1/4	912275	CAPSCREW, hex sckt-hd, 7/16 NC3 x 2
908304	CAPSCREW, hex-hd, cad-pltd, 1/2NC2 x 1	912301	LOCKWASHER, ext-tooth, 3/8
908529	CAPSCREW, hex-hd, pltd, 1/2NC2 x 3-1/4	912371	BOLT, hex-hd, 5/16 NC2 x 3/4
909622	CAPSCREW, hex-hd, cad-pltd, 1/4NC2 2-1/4	912381	USE 915702
910003	PLUG, expansion, 7/8	912397	SETSCREW, hex-sckt, cup-pt, 3/8NC3 x 5/16
910160	SCREW, self-tap, rd-hd, slotted, #10-1/2	912495	FITTING, lube, str-drive, 5/16
910170	SCREW, fl-hd, 1/4NC2 x 1/2	912499	FITTING, lube, strt, 1/4-28
910280	RIVET, truss-hd, 3/16 x 3/8	912658	WASHER, plain, 41/64 x 1-27/64 x .109"
910282	RIVET, truss-hd, 3/16 x 1/2, soft	912726	PLUG, pipe, sq-hd, cored, 3/4
910286	USE 919311	912783	KEY, sckt, screw, hex, short, 1/8
910296	RIVET, truss-hd, 3/16 x 5/8	912791	NIPPLE, pipe, 1/8 x 2-3/4
910297	RIVET, truss, 1/4 x 5/8	912808	FITTING, lube, straight, taper-thd, 1/4-28NS x 1/2
910298	RIVET, truss-hd, 1/4 x 3/4	913160	NUT, hex, pltd, 3/4 NC2
910310	RIVET, rd-hd, 3/8 x 1	913163	RIVET, truss-hd, 3/16 x 7/8, soft
910311	RIVET, truss-hd, 1/4 x 1/2	913167	RIVET, truss-hd, 5/16 x 1
910317	KEY, sq, plain, 3/8 x 3/8 x 1-1/8	913248	NUT, hex, 1/2 NF2, SAE 1035
		913313	BOLT, cge, sq-nk, w/nut, 1/4 NC2 x 1
		913469	NUT, hex, 1-1/8 NF2
		913593	CAPSCREW, self-tap, #14 x 5/8
		913606	BOLT, carriage, sq-nk, w/nut, 7/16 NC2 x 6-1/4
		913612	RIVET, truss-hd, 3/16 x 5/16

HARDWARE LIST

PART NO.	DESCRIPTION	PART NO.	DESCRIPTION
913613	RIVET, ctsk-hd, 5/16 x 15/16	916893	BOLT, mach., hex-hd, 3/8 NC2 x 6-3/4
913620	CAPSCREW, hex-hd, 7/16 NF2 x 1-1/2	916943	BOLT, sq-nk, pltd, 1/4 NC2 x 5/8
913680	LINK, offset, 5/8 pitch	916944	BOLT, sq-nk, cad-pltd, 1/4 NC2 x 3/4
913681	LINK, roller, 5/8 pitch	916946	BOLT, cge, sq-nk, cad-pltd, 3/8 NC2 x 3/4
913682	LINK, conn, 5/8 pitch	916947	BOLT, rd-hd, sq-nk, no nut, 3/16 -16 UNC-2A x 1, Gr. 1, pltd.
913712	BOLT, mach, hex-hd, 1/2 NC2 x 6	916950	NUT, hex, cad-pltd, 3/8 NC2
913744	NUT, hex, jam, cad-pltd, 1/2 NC2	916951	NUT, hex, pltd, 1/2 NC2
913861	RIVET, truss-hd, 1/4 x 7/8	916952	NUT, wing, pltd, 1/4 NC2
913901	NUT, hex, cad-pltd, 7/16 NF2	916953	NUT, wing, 3/8-16 UNC 2 B pltd.
914398	CAPSCREW, hex-hd, 3/8 NF2 x 1	916955	WASHER, plain, pltd, 1/4 x 9/16 x #18
914465	FITTING, lube, short, str, 1/8	916956	WASHER, plain, pltd, 13/32 x 3/4 x #16
914584	LINK, coupling, 3/4 pitch	916960	WASHER, plain, pltd, 17/32
914598	KEY, sq. plain, 3/8 x 3/8 x 1-3/8	916966	LOCKWASHER, cad-pltd, med, 1/2
914629	SCREW, hex-hd, self-tap, #14 x 1/2	917009	LINK, roller, 1/2" width
914687	FITTING, lube, str, special, 1/4 NF2	917035	CAPSCREW, hex-hd, 5/16 NF2 x 1-1/4
914724	LOCKWASHER, med, 1-1/8	917058	CAPSCREW, hex-hd, 1/4 NC2 x 5
914767	FITTING, lube, str., female PT, 1/8 x 1-3/64	917279	CAPSCREW, hex-hd, pltd, 1/2 NC2 x 1-1/4
914852	FITTING, lube, tip, strt, 12-36 NS w/o check	917372	NUT, hex, cad-pltd, 5/16 NC2
915002	LINK, conn, 1/2 pitch	917373	LOCKWASHER, pltd, med, 5/8
915261	RIVET, truss-hd, 3/16 x 9/16	917376	NUT, hex, steel-pltd, #12 NC2
915273	FITTING, lube, 30°, 1/8	917377	WASHER, plain, pltd, 5/16 x 3/4 x #16
915275	FITTING, lube, 67-1/2°, 1/8	917378	WASHER, plain, pltd, 7/16 x 1 x #14
915276	FITTING, lube, 90°, 1/8	917380	WASHER, plain, pltd, 7/32 x 1/2 x #18
915300	SETSCREW, hex-sckt, cup-pt, 1/2NC x 1/2	917385	NUT, hex, steel-pltd, #8 NC2
915373	CAPSCREW, hex-hd, 5/16NF2 x 1-3/4	917390	CAPSCREW, hex-hd, cad-pltd, 1/4 NC2 x 3/8
915523	PIN, roll, 5/16 x 1-1/2	917393	SCREW, rd-hd, cad-pltd, #8 NC 2 x 3/8
915538	FITTING, lube, 65°, 1/4 - 28NS	917396	CAPSCREW, hex-hd, pltd, 1/4 NC2 x 1
915643	TRANSFER (diamond)	917397	CAPSCREW, hex-hd, 5/16 NC2 x 3/4, Gr. 2, pltd.
915644	TRANSFER, Allis-Chalmers	917398	CAPSCREW, hex-hd, pltd, 5/16 NC2 x 1-3/4
915668	BALL, carbon steel, 9/16	917400	CAPSCREW, hex-hd, 3/8-16 UNC 2A x 1-1/4, Gr. 2, pltd.
915677	TRANSFER, Allis-Chalmers	917402	CAPSCREW, hex-hd, pltd, 3/8 NC2 x 2
915702	RIVET, oval hd, #6 x 13/16	917403	CAPSCREW, hex-hd, 7/16 NC2 x 2, pltd.
915708	RIVET, W.B.H., 1/4 x 9/16	917421	NUT, jam, hex, 3/8-16 UNC-2B, pltd.
915726	NUT, hex, cad-pltd, 5/8NC2	917423	NUT, hex, slotted, pltd, 5/8 NF2
915729	WASHER, plain, 15/32 x 1-3/4 x 1/4	917642	WASHER, plain, pltd, 11/32 x 1-1/2 x #12
915751	PIN, roll, 3/16 x 1-1/2	917648	PIN, yoke, 1/2
915754	RIVET, truss-hd, 3/16 x 11/16	917664	YOKE, adj, 3/8-24
915936	NUT, speed, #10A	917740	RIVET, truss-hd, 1/4 x 11/16
915939	SCREW, self-tap, #14 x 5/8	917828	WASHER, plain, pltd, 11/32 x 1 x #14
915940	SCREW, self-tap, slotted-hd, #10 x 1/2	917867	NUT, retainers, 1/4-20
915999	NUT, speed, 14 A	917933	RIVET, ctsk, hd, 1/4 x 11/16
916002	SCREW, self-tap, rd-hd, gimlet pt., #14 x 5/8	918041	BOLT, short sq-nk, 7/16 NC2 x 1-1/4
916016	PIN, roll, 5/16 x 2-1/4	918110	PIN, roll, 1/4 x 1-5/8
916019	CAPSCREW, hex-hd, pltd, 1/4 NC2 x 3/4	918111	PIN, roll, 1/8 x 1-1/8
916036	BOLT, rd-hd, sq-nk, w/o nut, 3/8 -16 UNC-2A x 4-1/2, Gr. 1	918113	PIN, roll, 3/8 x 1
916079	SCREW, rd-hd, pltd, #10 NC2 x 3/8	918157	SCREW, truss-hd, pltd, 1/4 NC2 x 3/4
916080	SCREW, rd-hd, cad-pltd, #10 NC2 x 1/2	918185	FITTING, str, special, 1/4-28 NS
916081	SCREW, rd-hd, cad-pltd, 1/4 NC2 x 1/2	918199	LOCKWASHER, pltd, med, 7/16
916164	RIVET, ctsk-hd, 3/16 x 9/16	918208	LINK, coupling, 1-1/4 pitch
916171	PIN, roll, 1/4 x 1-1/2	918212	CAPSCREW, hex-hd, pltd, 7/16 NC2 x 1
916205	NUT, speed, 1/4-20	918213	NUT, pltd, 7/16 NC2
916227	PIN, roll, 1/4 x 1	918214	SCREW, flat hd, pltd, 1/4 NC2 x 5/8
916317	CAPSCREW, hex-hd, Gr. 5, 1/2 NC2 x 2-3/4	918240	CAPSCREW, hex-hd, 1/4 NC2 x 1-1/2
916382	CAPSCREW, hex-hd, Gr. 5, 3/8 NF2 x 7/8	918241	NUT, hex, pltd, 5/8 NF2
916431	CAPSCREW, hex-hd, cad-pltd, 5/16 NC2 x 1	918258	CAPSCREW, hex-socket-hd, 5/16 NC3 x 1-3/4
916432	CAPSCREW, hex-hd, cad-pltd, 7/16 NC2 x 1-1/4	918318	ELBOW, male, 3/8 x 3/8
916532	SCREW, rd-hd, cad-pltd, 1/4 NC2 x 3/4	918328	BOLT, cge, sq-nk, 5/16 NC2 x 5
916533	SCREW, mach., rd-hd, 1/4 NC2 x 7/8	918330	NUT, speed, 5/16 NC
916585	PIN, headed, drilled, 1/2 x 1-1/4	918359	NUT, speed, spring steel 14Z x 63/64
916602	NUT, hex, 3/8 NF2, pltd.	918430	WASHER, plain, 1/2 x 1-1/4 x #14, pltd.
916607	CAPSCREW, steel, pltd, 3/8 NF2 x 3	918431	WASHER, pltd, 9/16 x 1-3/8 x 10 ga. (.134)
916621	NUT, hex, steel pltd, #10 NC2	918432	WASHER, plain, pltd, 11/16 x 1-3/4 x #10
916622	NUT, cad-pltd, 1/4 NC2	918433	WASHER, plain, pltd, 13/16 x 2 x #9
916790	LINK, offset, sgl-strand, 3/4 pitch	918448	PIN, cotter, pltd, 3/32 x 1
		918452	PIN, cotter, pltd, 1/8 x 1
		918454	PIN, cotter, pltd, 1/8 x 1-1/2

HARDWARE LIST

PART NO.	DESCRIPTION	PART NO.	DESCRIPTION
918458	PIN, cotter, pltd, 3/16 x 1	919334	NUT, Huglock, pltd, 1/2 NC2
918459	PIN, cotter, 3/16 x 1-1/2, pltd.	919337	BOLT, mach., hex-hd, pltd, 5/16 UNC-2A x 4-3/4
918461	PIN, cotter, 1/4 x 1-1/2, pltd.	919338	BOLT, cge, sq-nk, zinc pltd, 1/4 NC2 x 1/2
918463	PIN, cotter, 1/4 x 2, pltd.	919351	CAPSCREW, hex-hd, cad-pltd, 1/4 NC2 x 7/8
918468	NUT, wing, pltd, 5/16 NC2	919352	CAPSCREW, hex-hd, 1/4 NC2 x 2-1/2, cad-pltd.
918561	LINK, chain, connecting, 1-1/4 pitch	919354	CAPSCREW, hex-hd, cad-pltd, 5/16 NC2 x 2
918562	LINK, offset, 1-1/4 pitch	919355	CAPSCREW, hex-hd, cad-pltd, 5/16 NC2 2-1/2
918563	LINK, roller, 1-1/4" pitch	919357	CAPSCREW, hex-hd, cad-pltd, 3/8 NC2 x 7/8
918725	CAPSCREW, hex-hd, 3/8 NC2 x 3-1/4 (2-1/4" thd.)	919358	CAPSCREW, hex-hd, cad-pltd, 3/8 NC2 x 1-1/8
918731	RIVET, oval hd., #6 x 1-3/16	919359	CAPSCREW, hex-hd, cad-pltd, 3/8 NC2 x 1-3/8
918857	BOLT, cge, sq-nk, full thd, 5/16 NC2 x 1-3/4	919360	CAPSCREW, hex-hd, cad-pltd, 3/8 NC2 x 1-1/2
918875	CAPSCREW, hex-hd, cad-pltd, 5/16 NC2 x 1-1/8	919361	CAPSCREW, hex-hd, pltd, 3/8 NC2 x 1-3/4
918908	CAPSCREW, hex-hd, Gr. 5, 1/2 NC2 x 4-1/4	919362	CAPSCREW, hex-hd, pltd, 3/8 NF2 x 2-1/4
918935	NUT, hex, pltd, 5/8 NC2	919363	CAPSCREW, hex-hd, cad-pltd, 3/8 NC2 x 2-1/2
918994	WASHER, plain, pltd, 21/64 x 5/8 x #20	919368	CAPSCREW, hex-hd, pltd, 1/2 NC2 x 2
919012	SCREW, S-tap, gimlet pt., #14 x 3/4	919369	CAPSCREW, hex-hd, cad-pltd, 1/2 NC2 x 2-1/2
919102	LINK, roller, extended pitch, 1	919371	CAPSCREW, hex-hd, pltd, 5/8 NC2 x 1
919103	LINK, offset, extended pitch, 1	919372	CAPSCREW, hex-hd, cad-pltd, 5/8 NC2 x 1-1/4
919104	LINK, connected, extended pitch, 1	919375	CAPSCREW, hex-hd, pltd, 5/8 NC2 x 2
919125	PIN, roll, 3/8 x 3	919380	WASHER, plain, pltd, 9/32 x 1-1/2 x 12ga.
919146	NUT, speed, spring steel, 14A x 13/16	919383	WASHER, plain, pltd, 7/16 x 3/4 x 16 Ga. (.065)
919147	NUT, Huglock, 5/8 NC2	919387	WASHER, plain, pltd, 41/64 x 1-3/4 x 7ga. (.180)
919179	BOLT, mach., hex-hd, Gr. 2, 5/8 NC2 x 7-3/4	919388	WASHER, plain, pltd, 11/16 x 1-1/2 x 10 ga. (.134)
919247	BOLT, cge, sq-nk, pltd, 5/16 NC2 x 2	919389	WASHER, plain, pltd, 49/64 x 1-3/8 x 12 ga. (.109)
919256	CAPSCREW, hex-hd, cad-pltd, 1/2 NC2 3-3/4	919390	WASHER, plain, pltd, 25/32 x 1-1/4 x #16
919260	CAPSCREW, hex-hd, Gr. 2, 5/8 NC2 x 3-1/4	919391	WASHER, plain, pltd, 29/32 x 1-1/2 x #12
919262	NUT, hex, jam, 1/2 NF2, pltd.	919392	WASHER, plain, pltd, 29/32 x 1-1/2 x 16 ga. (.065)
919271	PIN, cotter, 1/4 x 5	919393	WASHER, plain, pltd, 1-1/64 x 1-5/8 x 12 ga. (.109)
919286	BOLT, mach., hex-hd, 3/8 UNC-2A x 11-1/4	919394	WASHER, plain, 1-1/32 I.D. x 1-5/8 O.D. x 16 ga.
919287	CAPSCREW, hex-hd, Gr. 5, 3/8 NC2 x 1-7/8	919396	WASHER, plain, pltd, 1-5/32 x 1-7/8 x 12 ga. (.109)
919308	SCREW, rd-hd, cad-pltd, 1/4 NC2 x 3/8	919397	WASHER, 15/32 x 2-1/4 x 12 ga. (.109), pltd.
919309	SCREW, rd-hd, cad-pltd, 5/16 NC2 x 3/4	919405	BOLT, mach., hex-hd, pltd, 5/16 NC2 x 6
919310	LOCKWASHER, hy, pltd, 1/4	919413	BOLT, cge, sq-nk, cad-pltd, 5/16 NC2 x 5/8
919311	LOCKWASHER, spring, hy, cad-pltd, 5/16	919414	BOLT, cge, sq-nk, cad-pltd, 5/16 NC2 x 3/4
919312	LOCKWASHER, hy, pltd, 3/8	919423	NUT, hex, pltd, 1/2 NF2
919313	PIN, cotter, pltd, 3/32 x 1/2	919425	SETSCREW, sq-hd, cup-pt, electro-zinc, dichro-dip, 3/8 NC2 x 3/4
919315	USE, 918459	919426	LOCKWASHER, spring, med., pltd, 7/8
919316	CAPSCREW, hex-hd, pltd, 1/4 NC2 x 1-3/4	919437	NUT, castle, slide, pltd, 5/8 NF2
919317	CAPSCREW, hex-hd, 5/16 NC2 x 1/2, cad-pltd.	919438	NUT, elastic stop, 5/16 NC3, pltd.
919318	CAPSCREW, hex-hd, cad-pltd, 5/16 NC2 x 5/8	919442	NUT, Huglock, pltd, 3/8 NC2
919319	CAPSCREW, hex-hd, 5/16 NC2 x 7/8, Gr. 2, pltd.	919445	BOLT, sq-nk, pltd, 3/8 NC2 x 1-3/4
919320	CAPSCREW, hex-hd, Gr. 2, pltd, 5/16 NC2 x 3-3/4	919453	NUT, speed, type B, 14 A
919322	BOLT, cge, sq-nk, cad-pltd, 1/4 NC2 x 7/8	919458	BOLT, cge, sq-nk, pltd, 3/8 NC2 x 2-1/4
919323	BOLT, sq-nk, pltd, 5/16 NC2 x 7/8	919933	CAPSCREW, hex-hd, pltd, 5/16 NC2 x 1-1/2
919326	WASHER, plain, pltd, 11/32 x 3/4 x #16	919934	CAPSCREW, hex-hd, Gr. 2, pltd, 5/16 NC2 x 1-7/8
919327	WASHER, plain, pltd, 17/32 x 15/16 x 16 Ga. (.065)		
919328	WASHER, plain, pltd, 41/64 x 1-1/4 x 12 Ga. (.109)		
919329	WASHER, plain, pltd, 1-1/32 x 2 x 16 Ga. (.065)		
919330	WASHER, plain, pltd, 1-3/32 x 1-3/4 x #12		
919332	LOCKWASHER, pltd, med., 3/4"		
919333	NUT, hex-hd, cad-pltd, 3/4 NF2		

HARDWARE LIST

PART NO.	DESCRIPTION	PART NO.	DESCRIPTION
919944	CAPSCREW, hex-hd, pltd, 5/16 NF3 x 1/2	921696	NUT, hex, cad-pltd, 1 NF2
919958	CAPSCREW, hex-hd, cad-pltd, 3/8 NC2 x 1-7/8	921719	CAPSCREW, hex-hd, Gr. 5, cad-pltd, 5/16 NC2 x 2-1/2
919960	CAPSCREW, hex-hd, 7/16 NC2 x 3/4	921876	CAPSCREW hex-hd, pltd, 7/16 NC2 x 1-1/8
919983	CAPSCREW, hex-hd, cad-pltd, 1/2 NC2 x 2-1/4	921906	BOLT, cge, sq-nk, pltd, 1/4 NC2 x 1-1/4
919984	CAPSCREW, hex-hd, 1/2-13 UNC-2A x 2-3/4, Gr. 2, pltd.	921908	BOLT, cge, sq-nk, pltd, 1/4 NC2 x 1
920114	NUT, Huglock, pltd., 1/4 NC2	921920	BOLT, cge, sq-nk, pltd, 1/4 NC2 x 1-1/2
920117	PIN, cotter, pltd, 5/32 x 1-1/2	921922	BOLT, cge, long, sq-nk, pltd, 1/4 NC2 x 2
920120	WASHER, plain, pltd, 25/32 x 1-1/2 x 10 ga. (.134)	921927	BOLT, sq-nk, pltd, 5/16 NC2 x 1-1/2
920125	BOLT, cge, sq-nk, cad-pltd, 3/8 NC2 x 4	921928	BOLT, cge, sq-nk, pltd, 5/16 NC2 x 1-3/4
920158	WASHER, plain, pltd, 13/32 x 1 x #16	921929	BOLT, cge, sq-nk, pltd, 5/16 NC2 x 2
920161	NUT, jam, cad-pltd, 5/16 NC2	921933	BOLT, cge, sq-nk, pltd, 3/8 NC2 x 1-1/4
920164	BOLT, rd-hd, sq-nk, cge, cad-pltd, 1 x 1/2 x 13 ga.	921934	BOLT, cge, sq-nk, pltd, 3/8 NC2 x 2
920179	BOLT, cge., sq-nk, 3/8 NC2 x 5	921935	BOLT, cge, sq-nk, pltd, 3/8 NC2 x 2-1/2
920207	CAPSCREW, hex-hd, cad-pltd, 1/2 NC2 x 3	921936	BOLT, cge, sq-nk, pltd, 3/8 NC2 x 2-3/4
920228	WASHER, plain, pltd, 11/16 x 1-1/8 x 14 ga. (.083)	921937	BOLT, cge, sq-nk, pltd, 3/8 NC2 x 3
920246	BOLT, cge., sq-nk, pltd, 3/8 NC2 x 2	921943	CAPSCREW, hex-hd, pltd, 5/16 NF2 x 3/4
920263	NUT, hex, pltd, 5/16 NF2	921945	CAPSCREW, hex-hd, pltd, 5/16 NF2 x 1-1/4
920265	BOLT, sq-nk, pltd, 5/16 NC2 x 2-1/4	921952	CAPSCREW, hex-hd, pltd, 3/8 NF2 x 3/4
920271	CAPSCREW, hex-hd, 5/16 NC2 x 3-1/4, pltd.	921954	CAPSCREW, hex-hd, pltd, 3/8 NF2 x 1-1/2
920283	WASHER, plain, pltd, 11/32 x 1-1/2 x 12 ga. (.109)	921961	CAPSCREW, hex-hd, Gr. 5, pltd, 1/4 NC2 x 1-1/4
920295	CAPSCREW, hex-hd, pltd, 5/8 NC2 x 2-1/4	921984	CAPSCREW, hex-hd, Gr. 5, pltd, 3/8 NF2 x 3/4
920308	WASHER, plain, pltd, 9/16 x 1-1/2 x #10	922002	PIN, cotter, 3/16 x 2-1/4, pltd.
920327	SCREW, rd. hd, cad-pltd, 5/16 NC2 x 1-1/2	922008	NUT, hex, cad-pltd, 7/8 NC2
920353	CAPSCREW, hex-hd, pltd, 7/16 NF2 x 1-1/2	922013	NUT, hex, slotted, pltd, 3/4 NC2
920365	WASHER, plain, 5/764 x 1-1/2 x 3/16	922014	NUT, jam, hex, cad-pltd, 5/8 NF2
920367	WASHER, plain, 1-9/16 x 2-1/2 x .040 - .050	922015	NUT, hex, jam, pltd, 3/4 NF2
920414	NUT, Huglock, pltd, 1/2 NC2	922020	LOCKWASHER, spring, med, pltd, 1"
920427	LOCKWASHER, ext. tooth, 3/8, pltd.	922022	NUT, Huglock, steel, NF2, thick pltd., 5/8" dia.
920495	SCREW, fl-hex-socket hd, 1/4 NC2 x 5/8	922030	SCREW, mach., fl-hd, #10-24 UNC2-A x 1/2, pltd.
920496	SCREW, fl-hex-socket hd, 1/4 NC2 x 1	922048	CAPSCREW, hex-hd, 3/8-16 UNC-2A x 4-1/2, Gr. 2, pltd.
920497	NUT, spring, 3/8-16	922086	WASHER, plain, 33/64 I.D. x 1-3/4 O.D. x 1/4 thk.
920533	SCREW, rd-hd, pltd, 3/8 NF2 x 3/4	922088	Washer, plain, pltd., 23/32 x 1-1/4 x 16ga. (.065)
920579	WASHER, plain, 7/16 I.D. x 1 O.D. x 11 ga., pltd.	922090	WASHER, plain, pltd., 57/64 x 1-27/64 x 12 ga. (.109)
920676	CAPSCREW, hex-hd, 7/16 NC2 x 1, gr. 5 htd.	922091	WASHER, plain, pltd, 29/32 x 2 x 12 ga. (.109)
920677	CAPSCREW, hex-hd, pltd, 7/16 NC2 x 1-1/4, Gr. 5	922092	WASHER, plain, 1-1/32 I.D. x 1-3/4 O.D. 12 ga., pltd.
920744	SCREW, rd-hd, 3/8 NF2 x 3/4	922093	WASHER, plain, pltd, 1-5/32 x 1-3/4 x #16
920747	NUT, hex-cad-pltd, 7/8 NF2	922096	WASHER, sq. hole, pltd, 7/16 x 1-3/8 x 12 ga.
920753	WASHER, plain, pltd, 29/32 x 1-3/4 x 12 ga. (.109)	922097	LOCKWASHER, spring, hy., cad-pltd, #8
921048	CHAIN, roller, std., 10' lgh., 1/2 pitch x 1/4 wd.	922099	BOLT, rd-hd, sq-nk, F.B., no nut, 1/4 20 UNC-2 A x 2-3/4, Gr. 1, pltd.
921049	CHAIN, roller, std, 5/8 x 3/8, #50, 10' lgh.	922101	BOLT, cge, sq-nk, pltd, 1/2 NC2 x 3-1/4
921050	CHAIN, 10', 1/2" width	922107	CAPSCREW, hex-hd, Gr. 2, cad-pltd, 7/16 NF2 x 2-1/2
921051	CHAIN, roller, dbl. pitch 1", 10'	922108	NUT, Huglock, pltd, 5/8 NC2
921052	CHAIN, 10', 3/8" width	922140	BOLT, cge, sq-nk, pltd, 5/16 NC2 x 3-1/2
921134	WASHER, plain, 29/32 I.D. x 2 O.D. x 16 ga., pltd.	922188	CAPSCREW, hex-hd, cad-pltd, 7/16 NC2 x 5
921158	BOLT, rd-hd, sq-nk, F.B. no nut, 5/16 -18 UNC-2A x 1, pltd.	922190	WASHER, plain, 1-1/32 I.D. x 1-3/4 O.D. x 10 ga., pltd.
921341	BOLT, rd-hd, sq-nk, F.B., no nut, 1/2 13 UNC-2A x 3, Gr. 1, pltd.	922203	BOLT, cge, sq-nk, pltd, 1/2 NC2 x 2-3/4
921345	WASHER, plain pltd, 41/64 x 1-3/4 x 7 ga. (.180)	922607	BOLT, rd-hd, sq-nk, no nut, 1/2-13 UNC 2A x 1-3/4, Gr. 1, pltd.
921370	CAPSCREW, hex-hd, pltd, 1/2 NF2 x 1	922623	NUT, sq., 3/8-16 UNC-2B, pltd.
		922650	BOLT, hex-hd, pltd, 5/16 NC2 x 5
		922679	WASHER, plain pltd, 1-17/32 x 2-1/4 x 12 ga.
		922695	SETSCREW, sq-hd, cup-pt, zinc-pltd, 1/2 x 1-1/4

NUMERICAL INDEX

Part No.	Page	Part No.	Page	Part No.	Page	Part No.	Page
042829...	29	503770...	127	509432...	104	516173...	145, 152
067937...	133	503771...	127	509721...	43	516174...	145, 152
200309...	101	503781...	74	509860...	19, 107	516464...	51
203462...	107, 158	503783...	74	510233...	37, 40	516506...	29
203463...	107, 158	503786...	25	510234...	38, 40	516536...	52
205508...	107, 159	503952...	25	510235...	37	516537...	52
205756...	44, 99	503954...	87	510236...	37, 40	516602...	101
206456...	100	503962...	114	510237...	37, 39	516614...	58
207503...	107, 158	504008...	108	510239...	37, 41	516640...	29, 34, 113
209889...	101, 102	504066...	33, 53, 59, 68	510277...	105	516715...	111
209890...	107, 158	504172...	25	510308...	38	516836...	124
210551...	101, 102	504289...	75, 125, 129	510310...	37, 41	516989...	126
211897...	16	504292...	75	510313...	37, 41	516993...	142, 145, 151, 152
211999...	107, 158	504302...	75, 125, 129	510314...	37, 41		
226023...	100	504303...	74, 125	510341...	43	516997...	127
226859...	15	504423...	127	510342...	43	517036...	118
238326...	70	504601...	108	510360...	121	517097...	101
320213...	15	504644...	134	510668...	118	517124...	126
500358...	5, 84	504645...	134	510735...	103, 104	517129...	52
500390...	73	504647...	134	510736...	103, 104	517136...	110
500404...	73	505797...	58	510737...	103, 104	517259...	54, 59
500423...	73	505798...	58	510738...	103, 104	517279...	108
500427...	72	505820...	75, 125, 129	510739...	103, 104	517381...	15
500428...	132	505821...	75, 125, 129	510740...	104	517626...	31
500661...	102	505859...	75	510741...	104	517627...	31
500675...	101	505860...	75, 125	510742...	104	517630...	31
500677...	102	505880...	105	510743...	104	517633...	31
500685...	57	505889...	105	510745...	103	517661...	38, 40, 79
500760...	14, 164	505893...	105	510749...	57	517754...	20, 96
501107...	83	506320...	29, 33, 110	511002...	33	517806...	99
501146...	37, 40	506634...	16	511031...	27, 166	517829...	114
501151...	59	506953...	42	511079...	102	517830...	114
501197...	58	506968...	121	511077...	15	517831...	114
501210...	83	507029...	41	511332...	104, 108	517836...	156
501213...	20	507079...	15	511378...	104	517837...	156
501294...	29, 53, 60	507103...	38	511379...	58	517840...	156
501470...	68, 107	507104...	37	511729...	124	517841...	156
501471...	56	507110...	37	511870...	48	517842...	156
501493...	101	507116...	37, 41	512010...	106	517948...	37, 39
501602...	77	507122...	42	512030...	104	517992...	105
501627...	46	507193...	53, 60	512164...	29, 166	518141...	27, 29, 52
501631...	47	507194...	53, 60	512185...	106	518294...	170
501855...	62	507216...	18, 20, 21, 32, 69, 96, 113, 121, 137	512188...	106	518295...	171
501879...	102			512203...	105	518296...	170
501880...	101	507220...	101	512204...	105	518304...	171
501884...	101	507223...	103	512231...	103	518318...	147, 149
501885...	102	507225...	59	512233...	103	518932...	29
501886...	102	507226...	18, 21, 32, 53, 60, 94, 96, 110, 113, 120, 121, 137, 139, 166	512300...	114	519015...	124
501887...	101			512301...	114	519069...	103
501888...	101			512302...	114	519444...	106
501900...	38			512303...	114	519446...	106
501901...	37	507266...	14, 33, 110	512304...	114	519447...	106
501903...	38	507267...	42	512566...	104	519515...	67
501928...	48	507272...	37, 40	512887...	157	519517...	56, 58
501940...	95	507458...	14	513242...	96	519725...	171
501941...	21	507461...	157	513681...	84	519728...	171
502253...	73	507770...	154	513700...	157	519729...	171
502368...	58	507779...	34	513813...	105	519751...	33, 110
502369...	58	508252...	25	513814...	105	519752...	129
502370...	77	508263...	18	513914...	104	519758...	130
502439...	132	508623...	21, 32	514112...	107, 155	519760...	129
502759...	124	508624...	18, 21, 32	514459...	136	519766...	129
502760...	123	508921...	103	514788...	103	519769...	129
502804...	20, 49	508938...	94, 96, 120, 121, 139	515217...	6, 162	519772...	128
502926...	20			515458...	6, 162	519774...	129
503080...	18, 21, 32	508995...	42	515674...	106	519777...	126, 128
503217...	69	509002...	42	515769...	48	519778...	126, 128
503304...	107, 155	509117...	68, 95, 155	515770...	49	519779...	126, 128
503549...	102	509219...	103	516026...	130	519780...	129
503669...	127	509412...	29	516090...	13, 53, 56, 58, 59, 67, 94, 95, 119, 121, 127, 139	519781...	129
503671...	127	509419...	65			519811...	126
503690...	147, 148	509426...	104			519813...	126
503722...	129	509427...	104	516167...	145, 152	519814...	127

NUMERICAL INDEX

Part No.	Page	Part No.	Page	Part No.	Page	Part No.	Page
519815...	126	520848...	47	521667...	52	523079...	66
519816...	127	520871...	46	521676...	57	523112...	143, 151
519818...	127	520872...	47	521693...	58	523113...	143, 151
519820...	126	520875...	47	521694...	57	523114...	143, 151
519823...	126	520899...	47	521695...	58	523120...	147, 149
519824...	127	520900...	47	521786...	5	523121...	147, 149
519826...	126	520903...	50	521789...	25	523122...	147, 149
519827...	126	520918...	51	521803...	25	523123...	147, 149
519938...	130	520920...	51	521811...	25	523124...	147, 149
520004...	47	520928...	23, 163	521834...	155	523133...	143
520008...	47	520929...	163	521835...	93	523134...	145
520027...	47	520930...	22, 163	521839...	117	523135...	143
520028...	47	520931...	22, 163	521882...	107, 158	523136...	145
520029...	47	520932...	22, 163	521895...	42	523137...	144
520030...	47	520941...	51	521965...	162	523138...	142, 146
520065...	22, 99, 132	520953...	52	521968...	161	523144...	147, 148
520066...	87, 93	520954...	52	521969...	26, 161	523145...	143, 151
520068...	93	521056...	29	521973...	160	523146...	143
520082...	48	521060...	29	522031...	155	523149...	147, 149
520092...	93	521062...	29	522033...	93	523151...	144, 145, 151, 152
520134...	155	521063...	29	522102...	119	523152...	147, 149
520136...	155	521065...	29	522107...	31, 118, 146, 148	523153...	147, 148
520138...	155	521066...	29	522250...	47	523154...	147, 149
520148...	46	521068...	29	522251...	7	523156...	143, 151
520278...	132	521069...	29	522258...	136	523159...	143, 145
520280...	131	521070...	29	522268...	43	523161...	143, 151
520308...	93, 108	521071...	29	522268...	43	523162...	143, 151
520405...	110, 113, 166	521072...	29	522296...	37, 40	523164...	143, 151
520432...	88	521073...	29	522309...	38, 40	523166...	143
520468...	84	521074...	29	522317...	50	523167...	143, 151
520470...	87, 93	521075...	29	522328...	13, 50, 155	523168...	143
520475...	89, 90	521076...	29	522335...	29	523169...	144
520476...	88	521093...	110	522369...	58	523172...	145
520477...	83	521096...	33, 110	522467...	81, 108	523173...	145
520508...	113	521099...	33, 110, 167	522474...	29	523175...	142, 150
520557...	113	521101...	110, 113, 166	522478...	115	523176...	147, 149
520558...	113	521111...	113	522651...	99	523177...	143, 145
520559...	113	521118...	33, 110	522736...	56	523184...	48
520560...	113	521120...	111	522778...	7	523185...	120
520577...	87	521122...	113	522779...	52	523191...	118
520599...	87	521123...	113, 122	522780...	51	523192...	118
520600...	86	521124...	113	522785...	117	523201...	155
520604...	87	521125...	113	522790...	118	523203...	29
520612...	5	521126...	113	522797...	120	523211...	121
520633...	5	521127...	113	522804...	118	523212...	121
520634...	12	521130...	111	522806...	118	523214...	121
520635...	11	521137...	50	522811...	118	523231...	111
520636...	11	521140...	50	522812...	118	523241...	83
520638...	11, 162	521229...	25	522815...	118	523340...	4
520639...	9, 162	521232...	31, 100, 154	522816...	120	523344...	155
520648...	10	521308...	19	522818...	117	523391...	108
520649...	10	521311...	20	522827...	120	523457...	132
520653...	10	521312...	20	522828...	120	523475...	5
520657...	11	521316...	20	522836...	119	523508...	83
520658...	5	521332...	21	522837...	120	523554...	83
520666...	17	521359...	16	522843...	119	523566...	124
520668...	6, 162	521360...	16	522845...	119, 121	523621...	67
520679...	14	521363...	16	522847...	94, 95, 120, 121	523625...	67
520681...	14	521365...	18	522848...	94, 95, 120, 121	523626...	67
520685...	155	521368...	15	522853...	117	523627...	61
520686...	155	521369...	16	522854...	25, 122	523629...	62
520761...	26	521370...	15	522856...	117	523641...	62
520764...	8	521371...	15	522859...	120, 137, 167	523642...	61
520765...	7	521372...	16	522861...	120	523643...	67
520770...	6	521373...	16	522865...	121	523645...	61
520780...	7	521382...	43	522866...	121	523648...	61
520792...	48	521400...	67	522867...	119	523650...	67
520805...	49	521467...	54, 60	522868...	117	523656...	67
520807...	87	521541...	66	522877...	117	523657...	66
520816...	98	521562...	60	522922...	129	523659...	61
520817...	98	521564...	53	522943...	127	523666...	65
520818...	99	521628...	58	522983...	16	523670...	66
520834...	37, 40	521655...	12	523067...	14		

NUMERICAL INDEX

Part No.	Page	Part No.	Page	Part No.	Page	Part No.	Page
523672...	65	525596...	29	526690...	76	526821...	52
523674...	66	525656...	20, 102	526704...	27	526822...	52
523685...	66	525736...	103	526713...	67	526823...	52
523686...	65	525737...	103	526717...	67	526824...	52
523687...	66	525790...	135	526721...	67	526825...	52
523688...	65	525796...	135	526722...	61	526826...	52
523699...	20, 69	525800...	135	526723...	62	526827...	52
523749...	130	525807...	138	526724...	60	526829...	132
523754...	129	525808...	138	526725...	61	526831...	50
523756...	129	525809...	138	526726...	61	526833...	51
523779...	25	525810...	138	526727...	61	526836...	51
523788...	25	525811...	138	526728...	62	526838...	20
523790...	4	525813...	137, 139	526729...	61	526840...	20
523794...	14	525814...	138	526730...	61	526841...	19
523795...	4	525815...	138	526731...	62	526842...	20, 107
523809...	41	525818...	135	526732...	61	526843...	20, 43
523810...	41	525828...	137	526733...	61	526849...	94
523813...	67	525834...	138	526734...	61	526852...	93
523828...	105	525834...	138	526735...	61	526853...	93
523849...	155	525837...	13	526736...	67	526855...	56
523857...	25	525838...	138	526737...	67	526864...	56
523858...	12	525851...	102	526738...	62	526868...	56
523868...	50	525863...	138	526739...	77	526870...	56
523881...	87	526276...	115	526740...	60	526874...	56
523883...	87	526300...	66	526742...	64	526875...	56
523965...	13	526324...	97	526745...	31, 66, 118	526876...	55
523966...	12	526362...	20	526748...	78	526877...	56, 57
523967...	13	526385...	25	526749...	78	526880...	56, 57
523968...	13	526386...	25	526750...	78	526883...	56
523969...	13	526506...	166	526751...	79	526888...	56
523970...	13	526510...	166	526752...	78	526890...	94
523971...	13	526511...	166	526753...	79	526891...	56, 57
523972...	13	526523...	171	526754...	78	526892...	61
523975...	13	526531...	166	526755...	78	526893...	56
523977...	12	526537...	168	526757...	80	526894...	56
523979...	13	526562...	65	526758...	80	526896...	29
523983...	13, 118	526563...	113	526759...	80	526898...	29, 108
523985...	13, 117, 143, 151	526568...	69	526760...	80	526899...	29, 108
523986...	13, 117, 143, 151	526571...	69	526762...	79	526901...	107
523987...	13, 118, 143, 152	526573...	31, 68	526763...	79	526906...	107, 159
524000...	15	526574...	68	526767...	63	526912...	79
524001...	15, 43, 138	526576...	63	526769...	64	526918...	58
524118...	156	526578...	69	526772...	78	526923...	79
524119...	156	526580...	68	526775...	80	526925...	58
524139...	42	526581...	68	526776...	79	526927...	8
524140...	37, 39	526582...	64	526777...	63	526929...	7
524141...	37, 39	526583...	68	526778...	64	526931...	5
524142...	37, 39	526584...	69	526779...	63	526933...	26
524245...	37, 40	526585...	68	526780...	64	526935...	26
524295...	29	526585...	68	526781...	63	526936...	10
524302...	16	526588...	68	526782...	63	526940...	10
524365...	66	526589...	69	526783...	63	526941...	9
524711...	122	526597...	55	526785...	94, 95	526942...	8
524725...	56	526599...	81	526788...	95	526943...	7
524726...	56	526613...	58	526789...	95	526944...	10
524844...	142, 150	526616...	77	526792...	94	526945...	10
524845...	151	526617...	78	526793...	94	526946...	9
524848...	147, 148	526619...	78	526794...	94	526947...	10
524883...	101	526623...	92	526795...	94	526948...	8
525025...	56	526624...	41	526797...	94, 128	526949...	8
525027...	56	526632...	103	526798...	95	526950...	8
525028...	56	526638...	68	526799...	96	526951...	5
525035...	125	526648...	4	526800...	96	526952...	7
525038...	125	526650...	4	526801...	96	526953...	7
525047...	38	526652...	34	526802...	95	526954...	5
525049...	37	526653...	34	526803...	95	526955...	58
525103...	61, 73	526655...	29	526806...	95, 107	526959...	57
525121...	13, 143, 151	526661...	16	526809...	49	526961...	58
525205...	136	526669...	100	526810...	50	526965...	58
525219...	19	526670...	100	526811...	21	526967...	58
525327...	15	526675...	76	526812...	76	526969...	57
525432...	93	526677...	76	526816...	52	526970...	12

NUMERICAL INDEX

Part No.	Page	Part No.	Page	Part No.	Page	Part No.	Page
526971...	13	527113...	92	527266...	77	527395...	100
526972...	12	527114...	48, 124	527267...	77, 84	527396...	69
526973...	13	527115...	80	527268...	77	527397...	100
526974...	13	527116...	48	527269...	84	527398...	100
526975...	107, 158	527118...	100	527270...	84	527399...	100
526978...	35	527142...	31	527271...	85, 108	527400...	100
526981...	35	527143...	100	527272...	88	527401...	100
526983...	35	527144...	100	527273...	84	527402...	100
526985...	59	527145...	100	527274...	87	527403...	100
526988...	50, 54, 58, 59	527148...	45	527275...	83	527404...	100
526990...	50, 54, 58, 59	527150...	78	527276...	88	527405...	46
526991...	60	527156...	77	527277...	84	527406...	47
526992...	60	527162...	78	527278...	84	527408...	47
526994...	53	527165...	44	527279...	87	527416...	47
526997...	53	527166...	44	527280...	89, 90	527423...	47
526998...	53	527167...	45	527281...	85, 108	527430...	47
527001...	43	527168...	45	527284...	26	527432...	47
527003...	43	527169...	79	527285...	26	527434...	47
527007...	43	527170...	77	527289...	25	527435...	47
527009...	43	527171...	78	527291...	26	527437...	100
527010...	43	527172...	77	527296...	25	527438...	100
527012...	43	527173...	78	527297...	26	527440...	31
527013...	43	527174...	77	527305...	52	527442...	31
527014...	44	527175...	83	527308...	52	527444...	31
527015...	44	527176...	88, 89, 91	527311...	98	527446...	31
527016...	43	527177...	44	527313...	97	527450...	31
527021...	81	527178...	78	527315...	98	527453...	8
527025...	77	527179...	85	527317...	97	527461...	31, 133
527031...	79	527180...	88, 90, 91	527318...	98	527462...	31
527033...	81	527181...	77, 88, 89	527319...	98	527463...	31
527036...	79, 81	527182...	45	527320...	97	527464...	31
527038...	77	527183...	45	527321...	97	527465...	31
527040...	81	527184...	45	527322...	97	527466...	31
527042...	33, 59	527192...	34	527323...	97	527467...	31
527046...	77	527197...	78	527325...	99	527468...	31
527047...	81	527201...	35	527326...	98	527469...	31
527051...	81	527204...	33	527327...	99	527470...	31
527052...	81	527207...	34	527328...	97	527471...	31
527055...	79	527208...	34	527329...	97	527472...	31
527056...	87	527209...	33, 110	527332...	10	527473...	8
527057...	86	527210...	33	527336...	17	527474...	31
527058...	79	527215...	102	527337...	17	527475...	31
527061...	104	527216...	102	527338...	17	527476...	31
527063...	22	527217...	42	527342...	5	527477...	31
527065...	14	527218...	42	527344...	11	527487...	115
527066...	14, 134, 164	527219...	42	527347...	10	527508...	17
527068...	14, 52, 97, 134, 164	527220...	42	527348...	5	527510...	107, 158
527070...	23	527222...	42	527349...	10	527511...	162
527073...	22, 140	527223...	43	527350...	27	527523...	154
527076...	25	527224...	42	527351...	6	527528...	155
527077...	27	527225...	102	527352...	25	527532...	154
527078...	37, 39	527226...	101	527353...	9	527535...	155
527079...	25	527227...	101	527354...	5	527537...	154
527080...	27	527236...	84	527355...	4	527538...	154
527082...	27	527239...	154	527356...	11	527539...	155
527085...	37	527240...	86	527357...	20	527540...	20, 49, 155
527087...	37	527242...	84	527358...	19	527544...	111
527088...	37	527245...	46	527359...	17	527546...	110
527089...	38	527247...	46	527360...	26	527550...	113
527091...	48	527248...	46	527361...	19	527553...	113
527092...	37, 40	527250...	89	527362...	5	527557...	113
527095...	38, 41, 108	527252...	88	527363...	11	527559...	113
527096...	41	527253...	88	527364...	9	527563...	112
527101...	48	527254...	84	527365...	6	527567...	112
527102...	92	527257...	77	527366...	97	527569...	112
527106...	87	527258...	84	527370...	99	527570...	112
527107...	87	527259...	84	527373...	100	527572...	112
527108...	87	527260...	83	527376...	100	527573...	108
527109...	49	527261...	83	527380...	100	527579...	37, 40
527110...	49	527262...	83	527382...	100	527583...	134
527111...	84	527263...	77	527385...	100	527585...	14
527112...	92	527264...	84	527393...	100	527588...	77
		527265...	85	527394...	100	527598...	128

NUMERICAL INDEX

Part No.	Page	Part No.	Page	Part No.	Page	Part No.	Page
527599...	128	528444...	70	528709...	141	529064...	40
527600...	130	528445...	70	528710...	147	529066...	40
527601...	128	528446...	72	528711...	147	529067...	41
527603...	129	528447...	73	528712...	141	529068...	40
527604...	130	528449...	73	528713...	141	529071...	84
527605...	129	528450...	72	528714...	141	529080...	84
527606...	128	528453...	73	528715...	141	529083...	83
527607...	129	528454...	71	528716...	141	529085...	90
527608...	128	528455...	71	528717...	147	529089...	83
527609...	128	528456...	71	528718...	147	529090...	83
527611...	130	528457...	71	528719...	147	529091...	90, 92
527635...	31	528458...	73	528720...	146	529092...	90
527653...	158	528459...	71	528721...	141, 142	529093...	90
527656...	158	528460...	72	528722...	147	529094...	83
527661...	158	528461...	72	528723...	147	529095...	90
527664...	158	528464...	73	528724...	147	529097...	83
527665...	158	528465...	74	528725...	147	529421...	140
527672...	124	528466...	74	528726...	147	529423...	140
527676...	124	528467...	73	528727...	147	529490...	90
527680...	124	528469...	74	528728...	141	529492...	90
527682...	124	528471...	75	528729...	141	529493...	90
527685...	124	528476...	71	528730...	141	529494...	90
527687...	123	528477...	71	528731...	141	529714...	81
527904...	133	528478...	73	528732...	141	530109...	81
527905...	133	528479...	71	528733...	142	530110...	81
528049...	117	528485...	78	528734...	142	530113...	81
528052...	117	528487...	123	528739...	128	530114...	81
528054...	117	528490...	122	528753...	55	530115...	81
528057...	117	528492...	123	528774...	119	530118...	107
528060...	117	528495...	123	528795...	127	530296...	114
528063...	119	528497...	123	528796...	127	530393...	48
528066...	119	528499...	123	528797...	127	530444...	135
528067...	120	528501...	123	528798...	126	530446...	136
528068...	119	528502...	123	528799...	126	530450...	37, 40
528069...	119	528504...	96	528800...	127	530452...	44
528071...	117	528518...	38, 40	528801...	126	530464...	37, 41
528072...	117	528519...	37, 41	528806...	40	530518...	13
528073...	117	528557...	140	528807...	40	530536...	103, 104
528075...	117	529559...	139	528808...	40	530537...	103, 104
528078...	117	528563...	139	528811...	40	530567...	103, 104
528079...	117	528566...	140	528814...	40	531145...	105, 108
528081...	118	529571...	139	528815...	40	531213...	48
528083...	118, 146, 148	528572...	138	528822...	41	531254...	42
528192...	41	528574...	140	528824...	40	531307...	42, 121
528282...	58	528577...	140	528885...	137, 167	531445...	151
528306...	137	528580...	137, 167	528895...	65	531542...	159
528320...	44	528582...	137	528902...	65	531559...	152
528324...	115	528585...	140	528906...	79	531560...	150
528326...	115	528590...	140	528907...	64	531562...	148
528343...	12	528591...	135	528912...	64	531563...	148
528348...	138	528595...	137	528916...	79	531564...	150
528378...	128	528598...	137	528917...	51	531565...	152
528384...	129	528601...	135	528920...	51	531566...	150
528416...	140	528602...	136	528921...	81	531567...	150
528423...	140	528604...	140	528923...	81	531568...	148
528424...	71	528605...	136	528924...	98	531569...	148
528425...	71	528606...	137, 167	528925...	98	531570...	148
528426...	73	528607...	140	528926...	79	531571...	153
528427...	71	528609...	140	528927...	83	531572...	151
528428...	71	528610...	140	528932...	84	531573...	149
528429...	71, 73	528611...	136	528935...	25	531574...	149
528431...	71	528612...	137, 167	528937...	58	531575...	149
528433...	73	528613...	137	528939...	55	531576...	149
528434...	71	528614...	140	528941...	64	531577...	148
528435...	72	528615...	140	528943...	63	531578...	151
528436...	73	528616...	140	528945...	56	531579...	153
528437...	73	528617...	140	528949...	39	531580...	151
528438...	73	528618...	139	528975...	6	531651...	159
528439...	73	528637...	25	528976...	6	532068...	87
528440...	72	528656...	22, 132	528982...	46	532072...	12
528441...	70	528673...	124	528984...	47	532136...	25
528442...	71	528706...	146	528986...	10	532141...	25
528443...	70	528707...	142	528987...	11	532144...	25

NUMERICAL INDEX

Part No.	Page	Part No.	Page	Part No.	Page	Part No.
532145...	83	532729...	165	538287...	40	
532151...	83	532730...	171	538288...	40	
532153...	91	532731...	171	538299...	20	
532155...	84, 85	532732...	165	538302...	20	
532157...	83	532733...	168	539105...	103	
532158...	83	532734...	168	539543...	117	
532159...	77	532735...	168	539544...	117	
532160...	83	532736...	168	541866...	133	
532161...	91	532737...	168	542404...	101	
532163...	91	532738...	169	542707...	114	
532165...	77, 91	532739...	165	543132...	58	
532166...	91	532740...	171	543133...	49, 56	
532167...	91	532741...	169	544753...	101	
532168...	49	532742...	169	545039...	130	
532169...	84	532743...	168	545040...	127	
532184...	77	532744...	168	546136...	106	
532185...	78, 91	532745...	169	546137...	106	
532188...	78	532746...	168	546250...	133	
532190...	101, 119	532747...	171	550244...	29, 53, 60	
532244...	107, 158	532748...	171	550304...	51	
532274...	58	532749...	171	562764...	64	
532309...	78	532798...	158	605132...	138	
532310...	77	532800...	158	641469...	7, 81, 162	
532314...	77	532830...	167	823354...	56, 162	
532316...	78	532849...	132	825972...	155	
532317...	77	532850...	132	1113372...	13, 50	
532318...	79	532852...	132	1113373...	137, 167	
532320...	78	532853...	131	1114839...	13, 49, 54, 58,	
532342...	77	532854...	132		59, 137, 155, 167	
532393...	107, 158	532855...	131	1121295...	146	
532400...	157	532856...	132	1122222...	131	
532401...	157	532857...	132	1122270...	132	
532441...	78	532858...	132	1122308...	131	
532452...	25	532860...	132	1122310...	131	
532603...	162	532861...	132	1122322...	131	
532608...	161	532862...	132	1123901...	132	
532611...	161	533168...	13	1123903...	132	
532612...	162	533295...	104	1123906...	132	
532613...	162	533592...	13, 118, 143, 151	1149207...	56	
532614...	162	534221...	101	4253862...	138	
532615...	162	535361...	121			
532617...	160	535475...	18, 21, 32, 53,			
532618...	160		56, 60, 137, 139			
532619...	160	535483...	99			
532620...	160	535489...	59			
532621...	160	535491...	103, 105			
532624...	14, 164	535495...	48			
532625...	163	535516...	101, 103			
532673...	43	535520...	58			
532703...	166	535522...	68, 95, 155			
532704...	166, 169, 170	535527...	20, 49, 155			
532705...	165	535537...	14, 134, 164			
532706...	165	535540...	108			
532707...	171	535544...	103			
532708...	168	535546...	101			
532709...	170	535547...	102			
532710...	171	535548...	99			
532711...	171	535551...	165			
532712...	171	535558...	74			
532713...	170	535568...	58			
532714...	169	535572...	134			
532715...	166	535580...	149			
532718...	171	535582...	25			
532719...	170	535583...	58			
532720...	170	535584...	87			
532721...	165	535591...	100			
532722...	171	535594...	95			
532723...	171	535598...	105			
532725...	171	536300...	70			
532726...	170	537966...	13			
532727...	166	538285...	40			
532728...	167	538286...	40			