

A Manual For The Allis-Chalmers All-Crop 72 Harvester

Allis-Chalmers is a licensed trademark and is used here in a descriptive sense to refer to the products of Allis-Chalmers.

This is a manual produced by KAS LLC without the authorization of Allis-Chalmers. Allis-Chalmers is not responsible for the quality or accuracy of this manual.

No patent liability is assumed with respect to the use of the information contained in this manual. The producer assumes no responsibility for errors or omissions. Neither is any liability assumed for damages resulting from use of the information contained in this manual.

FOREWORD

This catalog contains complete parts information for Model "72" ALL-CROP Harvester and Special Attachments.

Except for some common hardware all parts are identified with an item number. Common hardware not identified such as bolts, nuts, cotter pins and lubrication fittings, are listed in the text under the part which they attach or fit into. Note particularly that the quantity of hardware listed is always the quantity required for one part.

Common attaching hardware listed under a part, is not included in the assembly or included with the part unless specified. Example: (Incl. BOLT, LOCKWASHER and NUT.)

The extreme right hand column in the parts list entitled "Assembly or Package Numbers" indicates if an individual part is one of many in a large assembly or one of several kinds in a package. All numbers shown in the right hand column are listed numerically in the second last section of this catalog showing the quantity and description of the various parts that make up the assembly or package.

The last section of this catalog contains a part number index to indicate on which page or pages a part number appears.

All illustrations will be found to precede the text of each group or section of which it is a part.

Any changes or corrections for this catalog will appear on the regular supplement form.

For any additional copies of this catalog there will be a supplementing service charge of one dollar. Refer any requests to your Branch House or Office under which you operate.

All Dealer Parts Catalogs remain the property of Allis-Chalmers Manufacturing Company, Milwaukee, Wisconsin.

INDEX

ASSEMBLIES & PACKAGED PARTS	170
AXLE	140, 143
BAGGING ATTACHMENT	94, 98
BELTS	144
BIN CONVEYOR BELT IDLER & SHIELD	86
BIN & GEAR BOX CONTROL	92
BIN UNLOADING CONVEYOR	84
CYLINDER.	42
CYLINDER FEED BEATER	39
CYLINDER FRAME.	49
DIVIDERS, HEADER	10
FAN.	60
FAN HOUSING	62
FEEDER HOUSING	32
FEEDER RADDLE	34
Drive Shaft	35
Drive Shield.	37
FRAME	119
GEAR BOX.	129, 132
GRAIN BIN.	79, 81
GRAIN BIN CONVEYOR	90
GRAIN BIN HOPPER CONVEYOR.	88
GRAIN CONVEYOR	67
GRAIN DRAG.	56
GRAIN ELEVATOR	68
GRAIN & TAILINGS CONVEYOR HOUSING.	72
HEADER AUGER	12
HEADER LIFT	28
HEADER PLATFORM.	4, 6, 8
HITCH BALL & SOCKET	128

INDEX

IDLER
Cylinder Belt 47
Feeder Raddle 38
Header Countershaft Drive 27
Header Drive 26
Separator Belt 118

MISCELLANEOUS PARTS 141

NUMERICAL INDEX. I

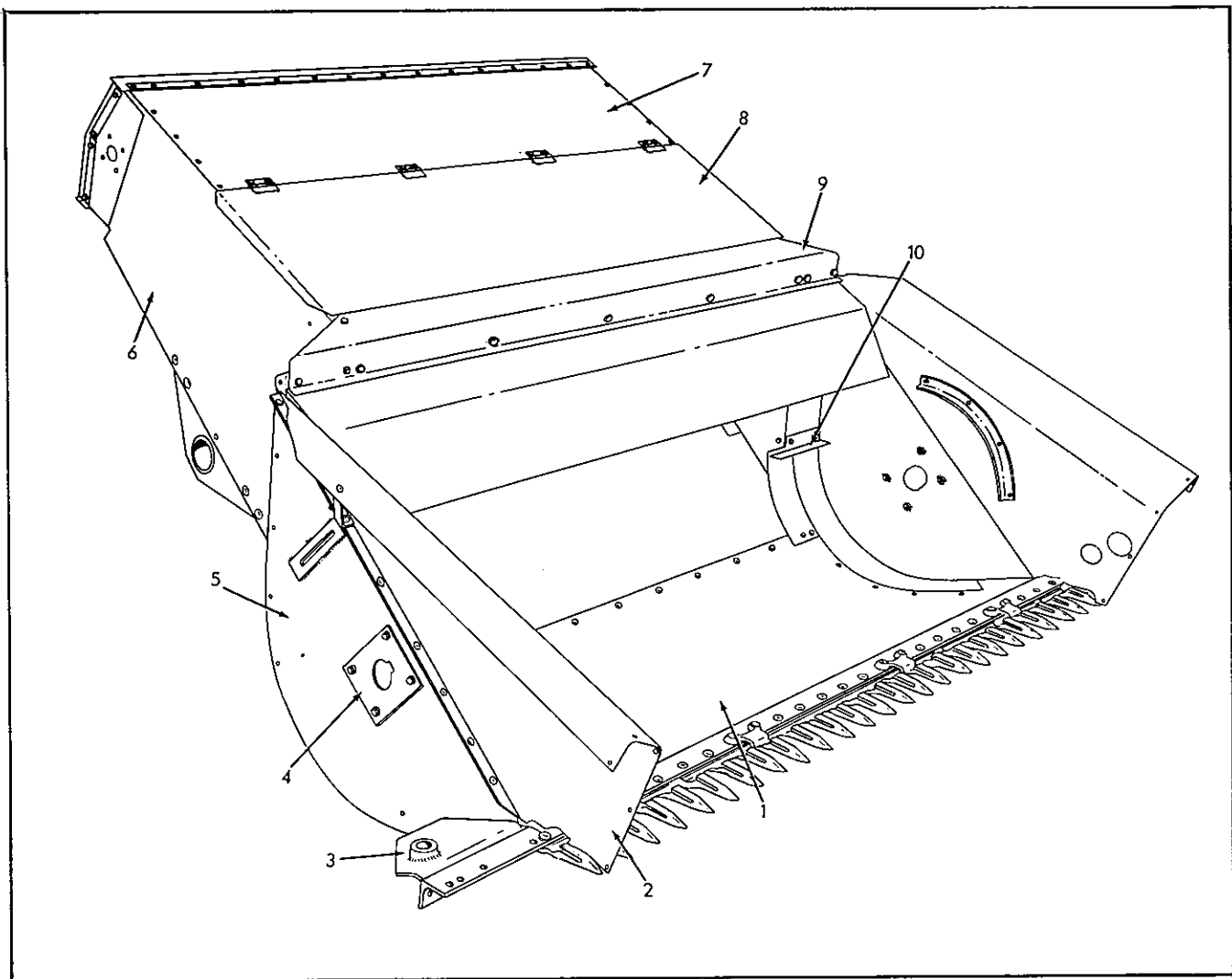
PITMAN SICKLE 14
P. T. O. SHAFT & HITCH JOINTS 134, 136
P. T. O. SHAFT SHIELD. 138
P. T. O. SLIP CLUTCH 137

REEL 18
REEL & CONVEYOR DRIVE COUNTERSHAFT. 22
REEL LIFT 19
ROCKER ARMS. 56

SEPARATOR DRIVE SHAFT 117
SEPARATOR HOUSING 102, 106, 110, 113
SICKLE 14
SICKLE DRIVE. 16
SIEVE SHOE 64
SPECIAL ATTACHMENT INDEX 145
SPEED ADJUSTER 46
STRAW HOOD 115
STRAW RACK 52

TAILINGS CONVEYOR. 74
TAILINGS ELEVATOR. 75
TONGUE. 125
TRANSFER. 169

WHEEL 142, 143



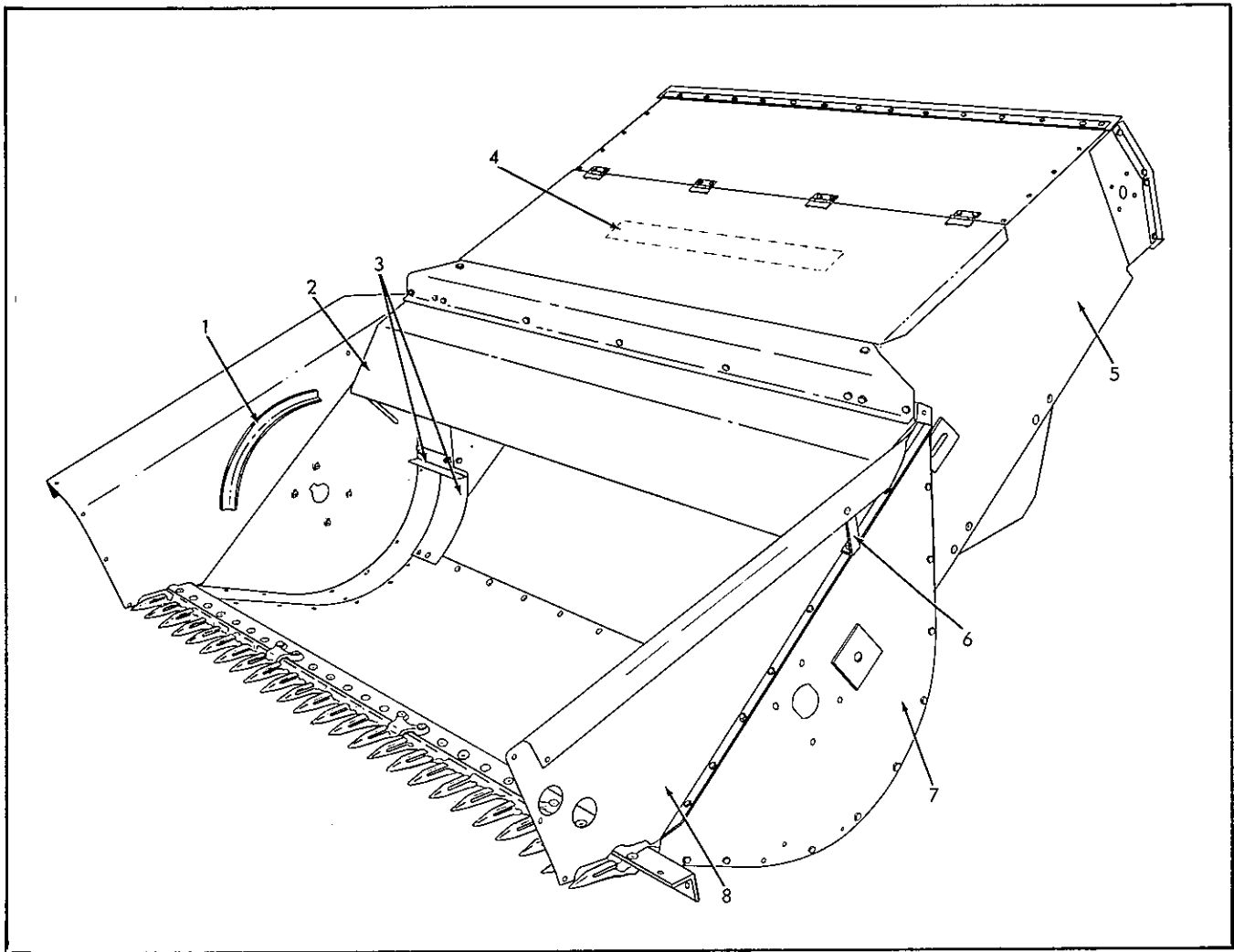
HEADER PLATFORM
RH FRONT VIEW

ITEM	PART NUMBER	QTY.	DESCRIPTION	ASSEMBLY OR PACKAGE NO.
-	533888	1	PLATFORM ASSY., complete (Incl. Header, Auger, Feeder Housing, Raddle, and Countershaft)	
-	534270	1	FEEDER HOUSING ASSY., (riveted)	
-	534269	1	PLATFORM ASSY., riveted	
1	533449	1	BOTTOM, header	
			4 910516 RIVET, 3/16 x 7/16	
			12 910282 RIVET, 3/16 x 1/2	
2	533404	1	SIDE ASSY., upper RH (Riveted)(Incl. CONVEYOR END SHIELD)	
			7 916081 SCREW, 1/4NC x 1/2	
			7 919310 LOCKWASHER, 1/4	
			7 916622 NUT, 1/4NC	
3	538251	1	SUPPORT ASSY., sickle bellcrank (Supersedes 533431)	
			2 916401 CAPSCREW (HT), 1/4NF x 1	
			1 921979 CAPSCREW (HT), 1/4NF x 7/8	
			3 921933 BOLT, cge., 3/8NC x 1-1/4	
			3 919312 LOCKWASHER, 3/8	
			3 916950 NUT, 3/8NC	
4	533447	1	SUPPORT, auger, RH	
			4 919318 CAPSCREW, 5/16NC x 5/8	
			4 919311 LOCKWASHER, 5/16	

Continued

HEADER PLATFORM (Cont'd)
RH FRONT VIEW

ITEM	PART NUMBER	QTY.	DESCRIPTION	ASSEMBLY OR PACKAGE NO.
5	533411	1	SIDE ASSY., lower, RH (Welded)	
		6	908295 CAPSCREW, 1/4NC x 1/2	
		2	921979 CAPSCREW (HT), 1/4NF x 7/8	
		9	919310 LOCKWASHER, 1/4	
		6	916622 NUT, 1/4NC	
		3	914192 NUT, 1/4NF	
6	533299	1	SIDE ASSY., feeder, RH (Welded)	
		2	919338 BOLT, cge., 1/4NC x 1/2	
		6	916943 BOLT, cge., 1/4NC x 5/8	
		2	916944 BOLT, cge., 1/4NC x 3/4	
		5	907727 CAPSCREW, 1/4NC x 5/8	
		1	919318 CAPSCREW, 5/16NC x 5/8	
		1	917397 CAPSCREW, 5/16NC x 3/4	
		3	908295 CAPSCREW, 1/4NC x 1/2	
		18	919310 LOCKWASHER, 1/4	
		2	919311 LOCKWASHER, 5/16	
		18	916622 NUT, 1/4NC	
		2	917372 NUT, 5/16NC	
7	533311	1	COVER ASSY., feeder (Welded)	
		6	908295 CAPSCREW, 1/4NC x 1/2	
		6	919310 LOCKWASHER, 1/4	
		6	916622 NUT, 1/4NC	
8	533325	1	DOOR ASSY., feeder (Incl. HINGES)	
		10	907727 CAPSCREW, 1/4NC x 5/8	
		10	919310 LOCKWASHER, 1/4	
		10	916622 NUT, 1/4NC	
9	533450	1	RAIL, header back	
		4	917397 CAPSCREW, 5/16NC x 3/4	
		3	919317 CAPSCREW, 5/16NC x 1/2	
		7	919311 LOCKWASHER, 5/16	
		7	917372 NUT, 5/16NC	
10	533419	1	DEFLECTOR ASSY., straw, LH	
		2	910516 RIVET, 3/16 x 7/16	
		2	910282 RIVET, 3/16 x 1/2	
		2	916019 CAPSCREW, 1/4NC x 3/4	
		2	919310 LOCKWASHER, 1/4	
		2	916622 NUT, 1/4NC	



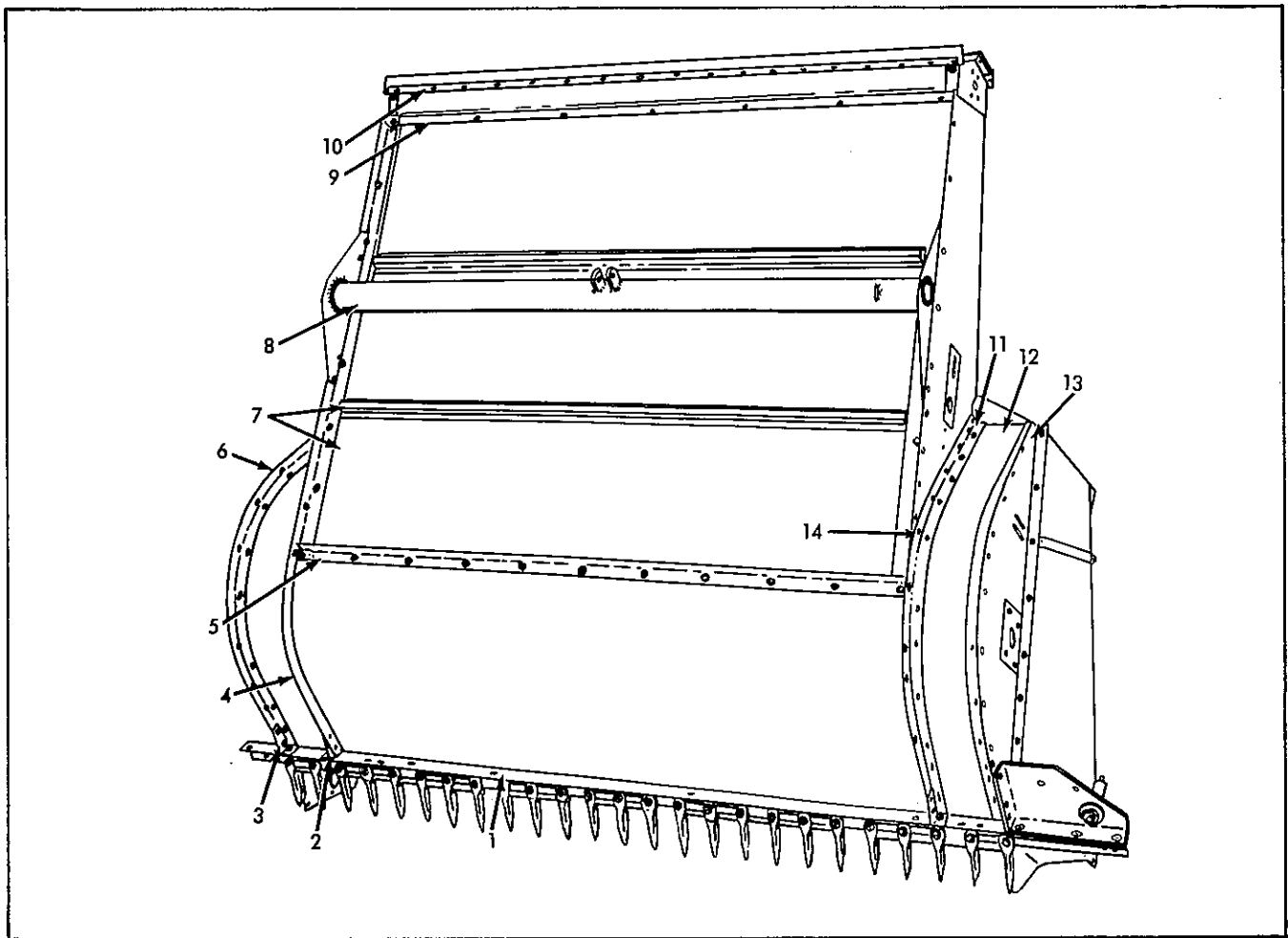
HEADER PLATFORM
LH FRONT VIEW

ITEM	PART NUMBER	QTY.	DESCRIPTION	ASSEMBLY OR PACKAGE NO.
1	533407	2	SHIELD, conveyor end 4 910516 RIVET, 3/16 x 7/16	
2	533437	1	HOOD ASSY., feeder riddle 2 916019 CAPSCREW, 1/4NC x 3/4 2 917377 WASHER, 5/16 x 3/4 x #16 2 919310 LOCKWASHER, 1/4 2 916622 NUT, 1/4NC	
3	533416	1	DEFLECTOR ASSY., straw, RH 2 910516 RIVET, 3/16 x 7/16 2 910282 RIVET, 3/16 x 1/2 2 916019 CAPSCREW, 1/4NC x 3/4 2 919310 LOCKWASHER, 1/4 2 916622 NUT, 1/4NC	
4	924399	1	TRANSFER, Allis-Chalmers	

Continued

HEADER PLATFORM (Cont'd)
LH FRONT VIEW

ITEM	PART NUMBER	QTY.	DESCRIPTION	ASSEMBLY OR PACKAGE NO.
5	533306	1	SIDE ASSY., feeder, LH (Welded)	
		2	919338 BOLT, cge., 1/4NC x 1/2	
		6	916943 BOLT, cge., 1/4NC x 5/8	
		2	916944 BOLT, cge., 1/4NC x 3/4	
		5	907727 CAPSCREW, 1/4NC x 5/8	
		1	919318 CAPSCREW, 5/16NC x 5/8	
		1	917397 CAPSCREW, 5/16NC x 3/4	
		3	908295 CAPSCREW, 1/4NC x 1/2	
		18	919310 LOCKWASHER, 1/4	
		2	919311 LOCKWASHER, 5/16	
		18	916622 NUT, 1/4NC	
		2	917372 NUT, 5/16NC	
6	522251	2	STIFFENER, header side, upper	
		1	916081 SCREW, machine, 1/4NC x 1/2	
		1	907722 SCREW, machine, 1/4NC x 5/8	
		2	919310 LOCKWASHER, 1/4	
		2	916622 NUT, 1/4NC	
7	533413	1	SIDE ASSY., lower, LH (Welded)	
		6	908295 CAPSCREW, 1/4NC x 1/2	
		2	907727 CAPSCREW, 1/4NC x 5/8	
		8	919310 LOCKWASHER, 1/4	
		8	916622 NUT, 1/4NC	
8	533408	1	SIDE ASSY., upper LH (Riveted)(Incl. CONVEYOR END SHIELD)	
		7	916081 SCREW, machine, 1/4NC x 1/2	
		7	919310 LOCKWASHER, 1/4	
		7	916622 NUT, 1/4NC	



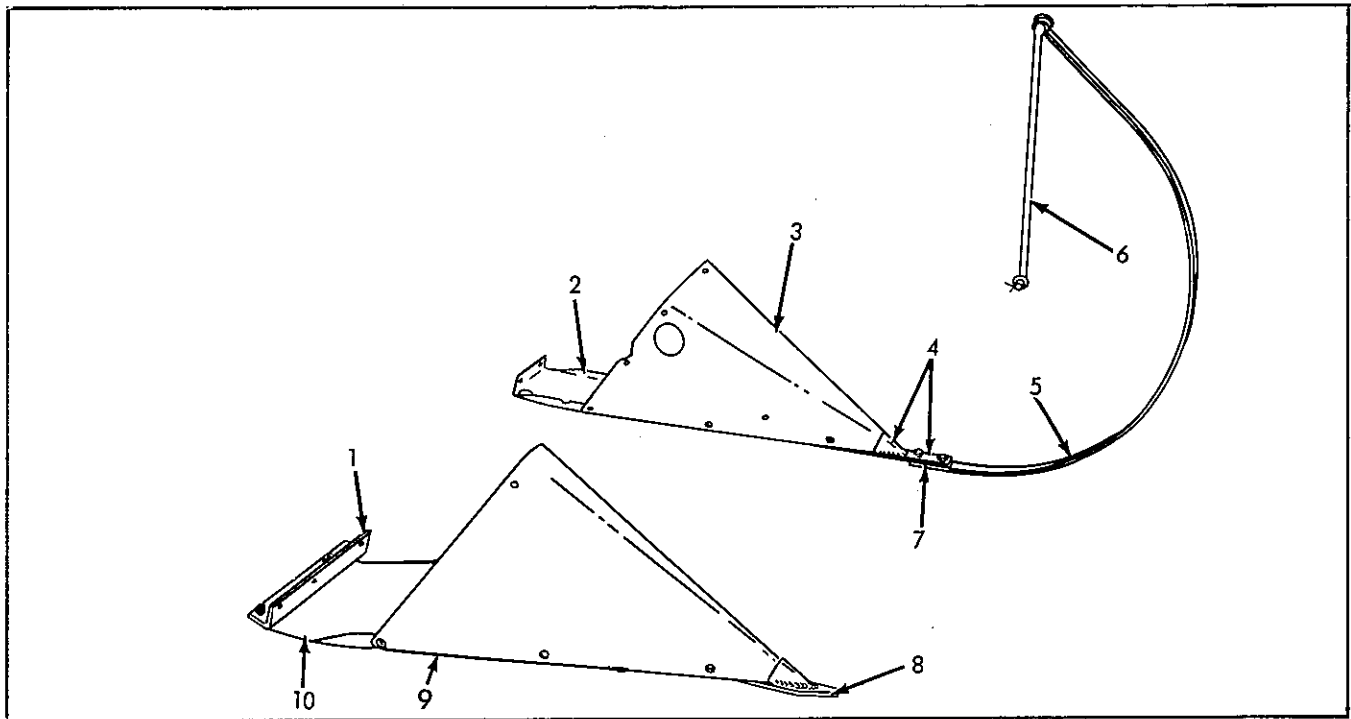
HEADER PLATFORM
(Bottom View)

ITEM	PART NUMBER	QTY.	DESCRIPTION	ASSEMBLY OR PACKAGE NO.
1	533571	1	ANGLE, sickle, bar 1 910994 RIVET, 5/16 x 3/4	
2	533427	1	BRACKET, sickle bar angle, R. H. 2 910297 RIVET, 1/4 x 5/8	
3	533424	2	BRACKET, sickle bar angle, L. H. 2 910297 RIVET, 1/4 x 5/8	
4	533425	1	RIB ASSY., frame, L. H. inner	
5	533337	1	ANGLE, cross, floor, lower 2 916944 BOLT, cge., 1/4NC x 3/4 2 919310 LOCKWASHER, 1/4 2 916622 NUT, 1/4NC	
6	533423	1	RIB, outer, L. H. 5 910282 RIVET, 3/16 x 1/2 1 910516 RIVET, 3/16 x 7/16 3 907727 CAPSCREW, 1/4NC x 5/8 2 916019 CAPSCREW, 1/4NC x 3/4 5 919310 LOCKWASHER, 1/4 5 916622 NUT, 1/4NC	

Continued

HEADER PLATFORM (Cont'd)
(Bottom View)

ITEM	PART NUMBER	QTY.	DESCRIPTION	ASSEMBLY OR PACKAGE NO.
7	533328	1	BOTTOM ASSY., feeder 25 916943 BOLT, cge., 1/4NC x 5/8 4 916944 BOLT, cge., 1/4NC x 3/4 3 919413 BOLT, cge., 5/16NC x 5/8 29 919310 LOCKWASHER, 1/4 3 919311 LOCKWASHER, 5/16 29 916622 NUT, 1/4NC 3 917372 NUT, 5/16NC	
8	533315	1	TUBE ASSY., header torque 8 910519 RIVET, 5/16 x 7/8	
9	533333	1	ANGLE, cross, floor, upper 2 916944 BOLT, cge., 1/4NC x 3/4 2 919310 LOCKWASHER, 1/4 2 916622 NUT, 1/4NC	
10	533324	1	REINFORCEMENT, feeder floor upper end	
11	533422	1	RIB ASSY., frame, R. H. inner	
12	533445	2	BACK, header 2 910516 RIVET, 3/16 x 7/16 2 910282 RIVET, 3/16 x 1/2 2 916019 CAPSCREW, 1/4NC x 3/4 6 907727 CAPSCREW, 1/4NC x 5/8 8 919311 LOCKWASHER, 5/16 8 916622 NUT, 1/4NC	
13	533426	1	RIB, outer, R. H. 5 910282 RIVET, 3/16 x 1/2 1 910516 RIVET, 3/16 x 7/16 3 907727 CAPSCREW, 1/4NC x 5/8 2 916019 CAPSCREW, 1/4NC x 3/4 5 919310 LOCKWASHER, 1/4 5 916622 NUT, 1/4NC	
14	533334	2	SHIM, feeder housing to platform	



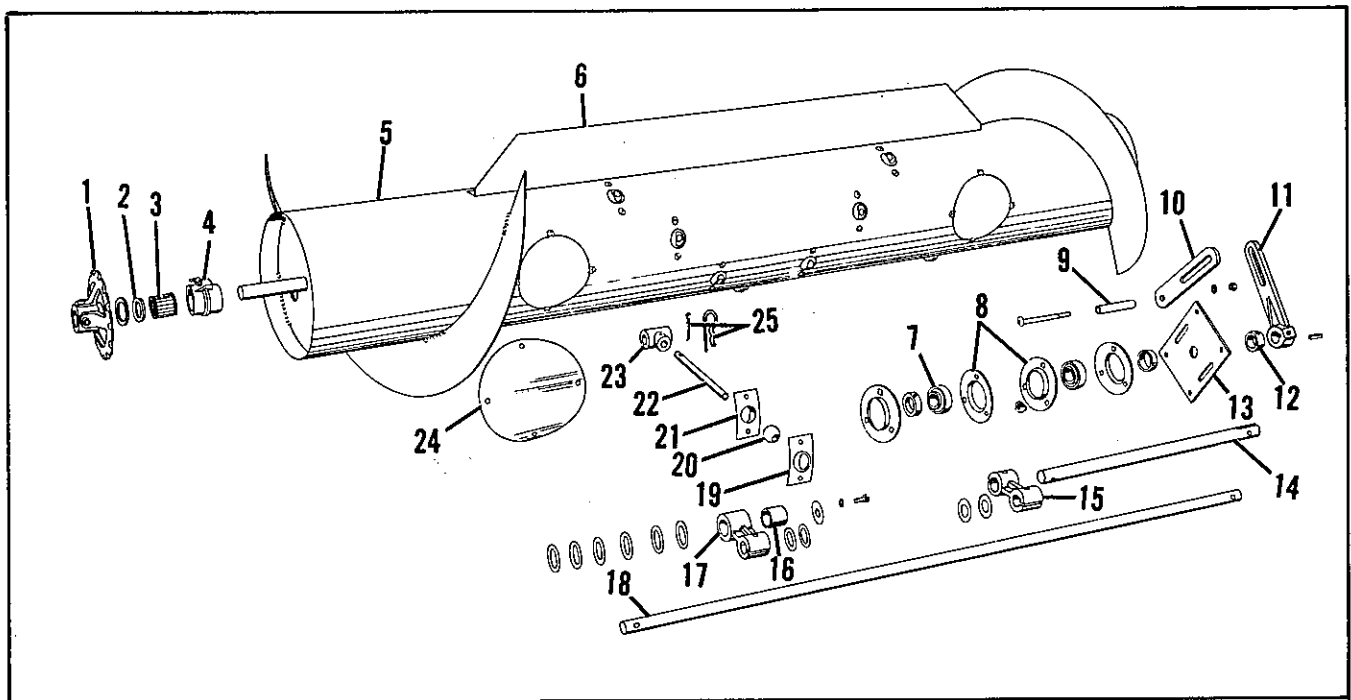
HEADER DIVIDERS

ITEM	PART NUMBER	QTY.	DESCRIPTION	ASSEMBLY OR PACKAGE NO.
1	533446	1	SUPPORT, divider base, R. H. 3 923232 BOLT, cge., 3/8NC x 1 3 919312 LOCKWASHER, 3/8 3 916950 NUT, 3/8NC	
2	520635	1	BASE, divider, L. H. 2 917397 CAPSCREW, 5/16NC x 3/4 2 919311 LOCKWASHER, 5/16 2 917372 NUT, 5/16NC	
3	520634	1	DIVIDER, L. H. 11 916081 SCREW, 1/4NC x 1/2 11 919310 LOCKWASHER, 1/4 11 916622 NUT, 1/4NC	
4	521655	1	EXTENSION ASSY., divider rear 2 916532 SCREW, machine, 1/4NC x 3/4 2 917377 WASHER, 5/16 x 3/4 x #16 2 919310 LOCKWASHER, 1/4 2 916622 NUT, 1/4NC	
5	532072	1	EXTENSION, divider 2 921158 BOLTS, cge., 5/16NC x 1 2 919311 LOCKWASHER, 5/16 2 917372 NUT, 5/16NC	
6	520636	1	LINK, divider extension 2 919327 WASHER, 17/32 x 15/16 x #16 2 918452 PIN, cotter, 1/8 x 1	
7	523858	1	CLIP, divider extension	

Continued

HEADER DIVIDERS (Cont'd)

ITEM	PART NUMBER	QTY.	DESCRIPTION	ASSEMBLY OR PACKAGE NO.
8	533428	1	EXTENSION ASSY., divider R. H. 2 916532 SCREW, machine, 1/4NC x 3/4 2 917377 WASHER, 5/16 x 3/4 x #16 2 919310 LOCKWASHER, 1/4 2 916622 NUT, 1/4NC	
9	533444	1	DIVIDER, R. H. 11 916081 SCREW, machine, 1/4NC x 1/2 11 919310 LOCKWASHER, 1/4 11 916622 NUT, 1/4NC	
10	533443	1	BASE, divider, R. H. 2 919318 CAPSCREW, 5/16NC x 5/8 2 919311 LOCKWASHER, 5/16 2 917372 NUT, 5/16NC	



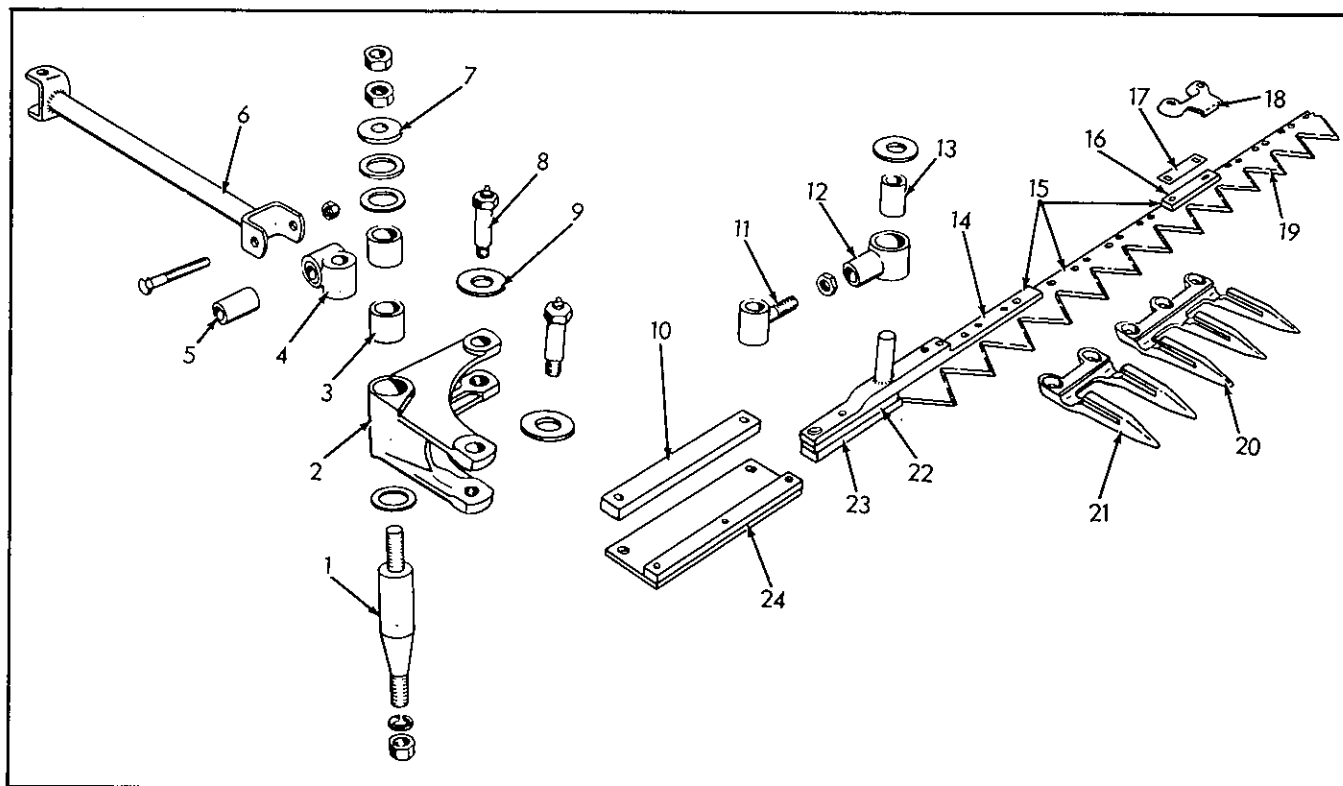
HEADER AUGER

ITEM	PART NUMBER	QTY.	DESCRIPTION	ASSEMBLY OR PACKAGE NO.
1	538299	1	SPROCKET ASSY., driven (14T)(Incl. SETSCREWS) (Supersedes 526364)	
		1	SPROCKET ASSY., driven (17T)(Incl. SETSCREWS) (Supersedes 526365)	
		2	902872 SETSCREW, 1/2NC x 1/2	
		1	905126 KEY, woodruff, 1/4 x 1	
2	520679	1	CAP, bearing	
3	507266	1	BEARING, roller	
4	523067	1	HOUSING ASSY., bearing	
		1	919329 WASHER, 1-1/32 x 2 x #16	
		1	915275 FITTING, lubrication, 67-1/2°, 1/8	
5	534245	1	TUBE & AUGER ASSY. (Welded)	
6	534262	1	BLADE, auger beater	
		4	916946 BOLT, cge., 3/8NC x 3/4	
		4	919312 LOCKWASHER, 3/8	
		4	916950 NUT, 3/8NC	
7	1113372	2	BEARING ASSY., ball (Incl. COLLAR)	
8	1114839	4	FLANGE, bearing	
		3	916431 CAPSCREW, 5/16NC x 1	
		3	919311 LOCKWASHER, 5/16	
		3	920470 NUT, speed, 5/16	
9	537965	1	SPACER, finger adjusting bracket	
		1	923061 BOLT, cge., 7/16NC x 1-1/4	
		1	918430 WASHER, 1/2 x 1-1/4 x #14	
		1	918199 LOCKWASHER, 7/16	
		1	918213 NUT, 7/16NC	

Continued

HEADER AUGER (Cont'd)

ITEM	PART NUMBER	QTY.	DESCRIPTION	ASSEMBLY OR PACKAGE NO.
10	530518	1	BRACKET, finger adjusting (Supersedes 523978) 1 921516 BOLT, cge., 3/8NC x 5 1 919312 LOCKWASHER, 3/8 1 916950 NUT3/8NC	
11	523979	1	ARM, control 1 905850 KEY, 3/16 x 3/16 x 1 1 911712 SETSCREW, 5/16NC x 5/16	
12	516090	1	COLLAR ASSY. (Incl. SETSCREW) 1 902872 SETSCREW, 1/4NC x 1/2	
13	533168	1	SUPPORT, header auger	
14	534251	1	SHAFT, finger control (7/8" x 19")	
15	534254	2	CRANK, control finger 1 923199 CAPSCREW, 5/16NF x 2 1 923200 CAPSCREW, 5/16NF x 2-1/4 2 919443 NUT, 5/16NF 1 924369 WASHER, 25/32 x 1-3/4 x #16	
16	548419	1	BUSHING, idle finger crank	
17	534253	1	CRANK ASSY., idle, finger (Incl. BUSHING) 1 924354 WASHER, 11/32 x 1-1/2 x #18 1 919394 WASHER, 1-1/32 x 1-5/8 x #16 1 919311 LOCKWASHER, 5/16 1 916431 CAPSCREW, 5/16NC x 1 1 924369 WASHER, 25/32 x 1-3/4 x #16 1 915274 FITTING, lube, 45°, 1/8PT	
18	534252	1	SHAFT, finger (3/4" x 45-1/2")	
19	534259	21	RETAINER, finger pivot block, outer	
20	534261	21	BLOCK, pivot	
21	534260	21	RETAINER, finger pivot block, inner 2 918155 SCREW, machine, 1/4NC x 1/2 2 919310 LOCKWASHER, 1/4 2 916622 NUT, 1/4NC	
22	534257	21	FINGER 1 922002 PIN, cotter, 3/16 x 2	
23	534258	21	BEARING, finger	
24	534255	3	COVER, hand hole 4 918155 SCREW, machine, 1/4NC x 1/2 4 915937 NUT, speed, 1/4	
25	{ 543981	21	PIN, cotter, 3/16 x 1-1/4 HT	
	{ 546968	21	COTTER, finger bearing	



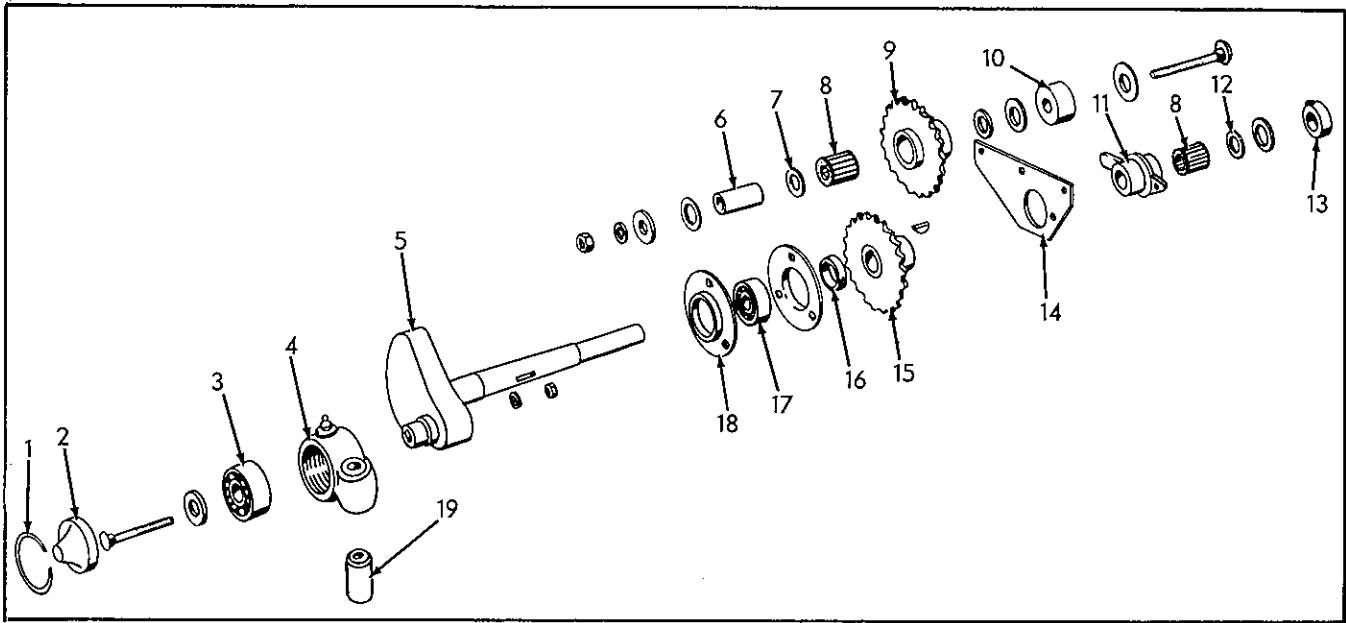
SICKLE & PITMAN

ITEM	PART NUMBER	QTY.	DESCRIPTION	ASSEMBLY OR PACKAGE NO.
1	533266	1	PIVOT, pitman bellcrank 1 919332 WASHER, 3/4 1 919333 NUT, 3/4NF	
2	534285	1	BELLCRANK ASSY., sickle pitman (Incl. BUSHINGS) 1 914465 FITTING, lubrication, 1/8 4 922093 WASHER, 1-5/32 x 1-3/4 x #16 1 913744 NUT, jam, 1/2NC 1 916951 NUT, 1/2NC	
3	533265	2	BUSHING, pitman bellcrank	
4	534286	1	LINK ASSY., sickle connecting (Incl. RUBBER BUSHING)	
5	527068	1	BUSHING, rubber	
6	533258	1	PITMAN ASSY. (Welded) 2 919984 CAPSCREW, 1/2NC x 2-3/4 2 920414 NUT, lock, 1/2NC	
7	527239	1	WASHER, pitman bellcrank pivot	
8	513485	2	PIN, pitman bellcrank 1 914465 FITTING, lubrication, 1/8 1 922089 WASHER, 49/64 x 2 x #16	
9	922089	2	WASHER, bellcrank pin, 49/64 x 2 x #16	
10	533448	1	BAR, sickle guide, rear	
11	533262	1	STUD, sickle link 1 918935 NUT, 5/8NC	

Continued

SICKLE & PITMAN (Cont'd)

ITEM	PART NUMBER	QTY.	DESCRIPTION	ASSEMBLY OR PACKAGE NO.
12	533260	1	HUB, sickle link 1 918433 WASHER, 13/16 x 2 x #9 1 918459 PIN, cotter, 3/16 x 1-1/2	
13	533261	1	BUSHING, pitman link	
14	533145	1	HEAD, sickle 2 911240 RIVET, #6 x 1-1/4 1 920653 RIVET, #6 x 1-13/16 3 915701 RIVET, #6 x 1-7/16 4 910931 RIVET, #6 x 7/8 1 921019 PIN, roll, 7/32 x 3/4	
15	533143	1	SICKLE ASSY., complete (serrated section)	
	534181	1	SICKLE ASSY., complete (smooth section) (special)	
16	535537	3	PLATE, rub 4 915702 RIVET, #6 x 13/16	
17	527511	3	SPACER, sickle clip	
18	520668	3	CLIP, sickle 2 919445 BOLT, 3/8NC x 1-3/4 2 919312 LOCKWASHER, 3/8 2 916950 NUT, 3/8NC	
19	500760	26	SECTION, sickle	
	504647	26	SECTION, sickle & underserrated (Special)	
			2 915071 BOLT, 5/8NC x 1-3/4	
			2 910931 RIVET (Sickle Head), #6 x 7/8	
			2 910930 RIVET, #6 x 5/8	
		2 915702 RIVET (Rub Plate), #6 x 13/16		
20	515217	7	GUARD, sickle (Three Prong) 2 921933 BOLT, cge., 3/8NC x 1-1/4 2 919312 LOCKWASHER, 3/8 2 916950 NUT, 3/8NC	
21	515458	2	GUARD, sickle (Two Prong) 2 921933 BOLT, cge., 3/8NC x 1-1/4 2 919312 LOCKWASHER, 3/8 2 916950 NUT, 3/8NC	
22	533144	1	FILLER, sickle head	
23	533147	1	GUIDE, sickle 1 914959 RIVET, #6 x 1 1 920653 RIVET, #6 x 1-13/16 2 911240 RIVET, #6 x 1-1/4	
24	533434	1	GUIDE ASSY., sickle (Riveted) 2 919359 CAPSCREW, 3/8NC x 1-3/8 2 919312 LOCKWASHER, 3/8 2 916950 NUT, 3/8NC	



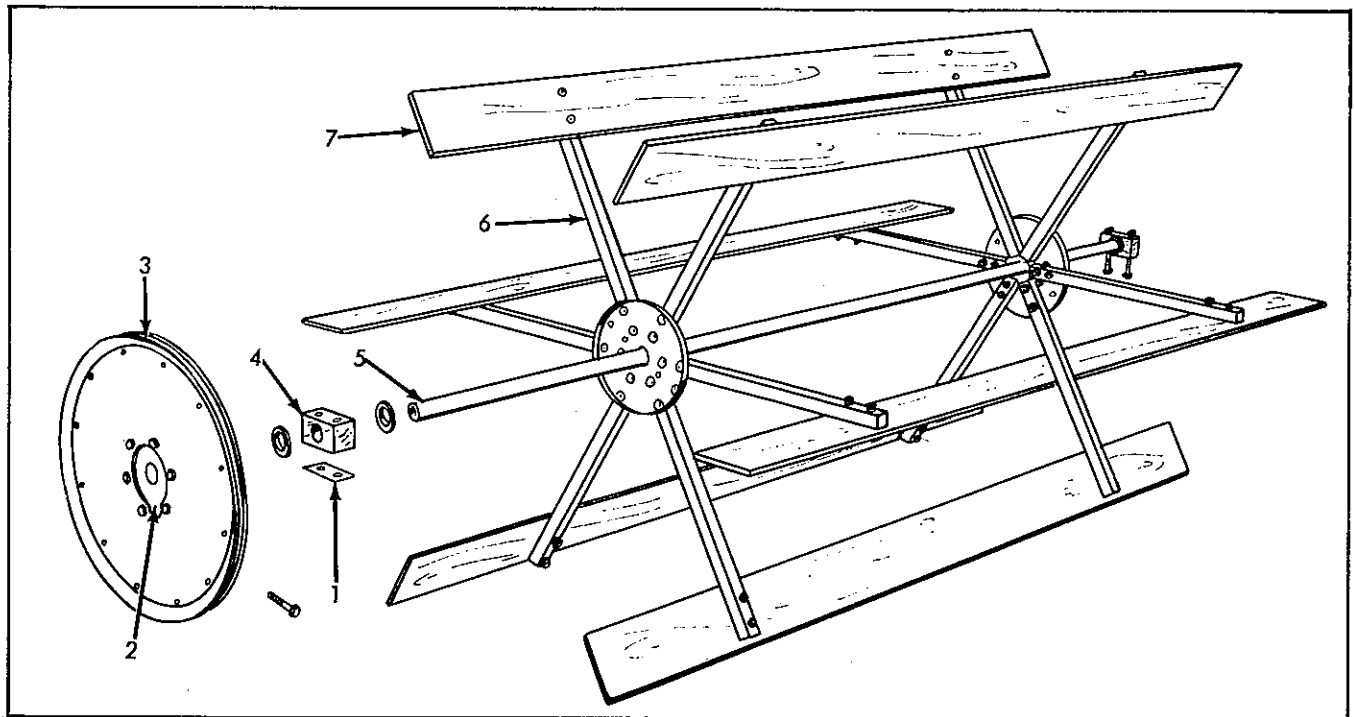
SICKLE DRIVE

ITEM	PART NUMBER	QTY.	DESCRIPTION	ASSEMBLY OR PACKAGE NO.
1	524001	1	RING, snap	
2	507079	1	CAP, pitman bearing housing	
3	805050	1	BEARING, ball	
		1	919418 BOLT, cge., 3/8NC x 2-1/2	
		1	922096 WASHER, 7/16 x 1-3/8 x #12	
		1	919312 LOCKWASHER, 3/8	
		1	916950 NUT, 3/8NC	
4	534283	1	HOUSING ASSY., pitman bearing (Incl. RUBBER BUSHING)	
		1	921936 BOLT, cge., 3/8NC x 2-3/4	
		1	922096 WASHER, 7/16 x 1-3/8 x #12	
		1	919312 LOCKWASHER, 3/8	
		1	916950 NUT, 3/8NC	
5	533255	1	CRANK ASSY., pitman	
6	507216	1	BUSHING, sprocket hub	
7	520405	2	CAP, idler hub bearing	
8	507226	2	BEARING, roller	
9	521101	1	SPROCKET ASSY., idler (21T)(Incl. BEARING & CAP)	
		2	919392 WASHER, 29/32 x 1-1/2 x #16	
		1	912808 FITTING, lubrication, 1/4 x 1/2	
		1	923328 BOLT, cge., 1/2NC x 4	
		1	916966 LOCKWASHER, 1/2	
		1	918431 WASHER, 9/16 x 1-3/8 x #10	
		1	919432 WASHER, 11/16 x 1-3/4 x #10	
10	533267	1	SPACER, idler sprocket	
11	521562	1	HOUSING ASSY., bearing (Incl. BEARING & CAP)	
		1	919392 WASHER, 29/32 x 1-1/2 x #16	
		1	914465 FITTING, lubrication, 1/8	
		1	917396 CAPSCREW, 1/4NC x 1	
		1	920114 NUT, 1/4NC	

Continued
16

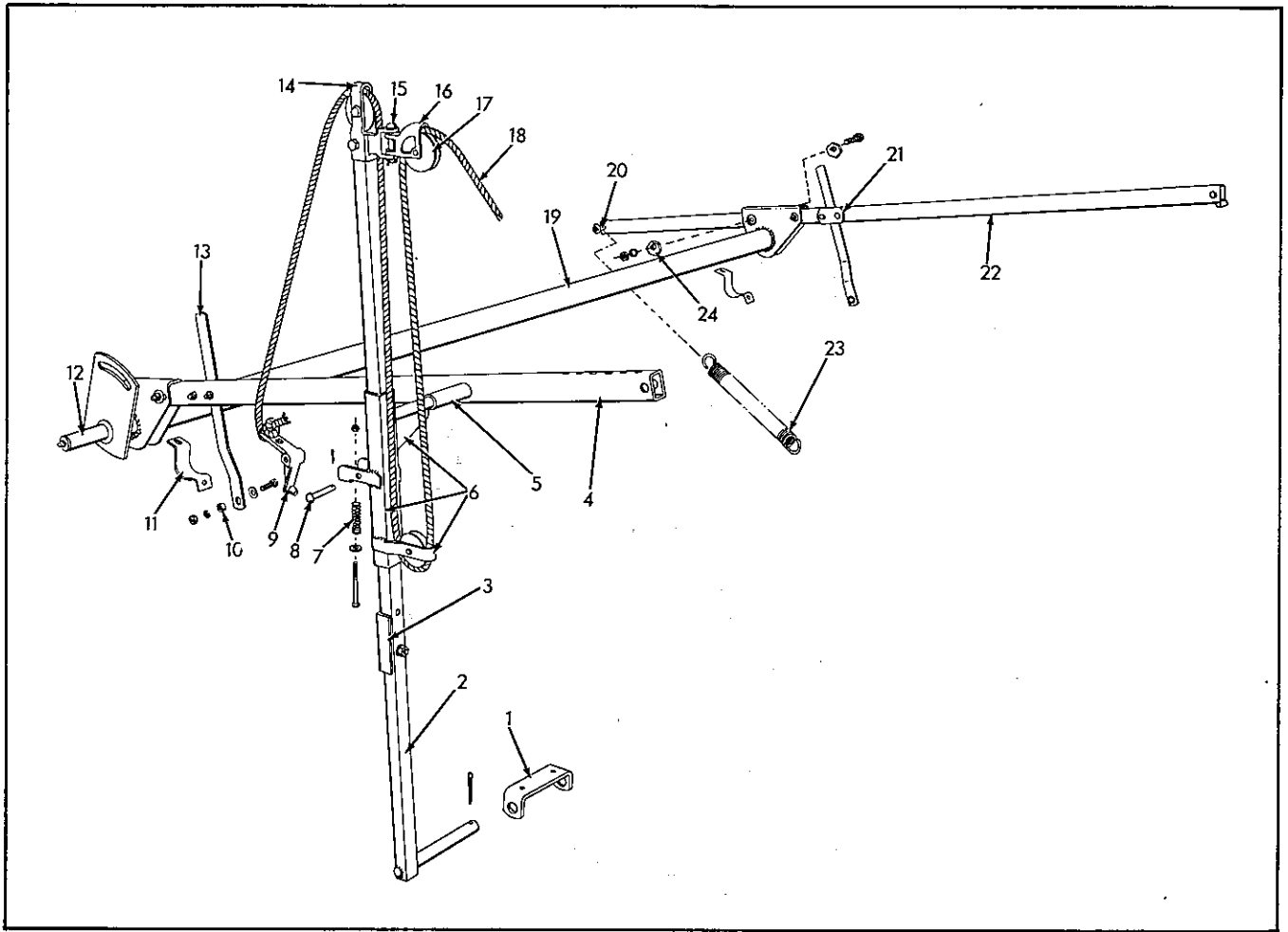
SICKLE DRIVE (Cont'd)

ITEM	PART NUMBER	QTY.	DESCRIPTION	ASSEMBLY OR PACKAGE NO.
12	535475	1	CAP, bearing	
13	516090	1	COLLAR ASSY., (Incl. SETSCREW) 1 902872 SETSCREW, 1/4NC x 1/2	
14	533268	1	SUPPORT, pitman crankshaft bearing 3 919319 CAPSCREW, 5/16NC x 7/8 3 919311 LOCKWASHER, 5/16 3 917372 NUT, 5/16NC	
15	521096	1	SPROCKET ASSY. (Incl. SETSCREW) 1 905126 KEY, woodruff, 1/4 x 1 1 902872 SETSCREW, 1/4NC x 1/2	
16	528306	1	COLLAR, bearing 1 905759 SETSCREW, 1/4NC x 1/4	
17	1113373	1	BEARING, ball (Incl. COLLAR & SETSCREW)	
18	1114839	2	FLANGE, bearing 3 919414 BOLT, cge., 5/16NC x 3/4 3 919311 LOCKWASHER, 5/16 3 917372 NUT, 5/16NC	
19	527068	2	BUSHING, pitman	



REEL

ITEM	PART NUMBER	QTY.	DESCRIPTION	ASSEMBLY OR PACKAGE NO.
1	527073	2	PLATE, reel bearing washer	
2	528656	1	HUB ASSY., reel sheave (Incl. CAPSCREW & NUT)	
			1 918258 CAPSCREW, 5/16NC x 1-3/4	
			1 919311 LOCKWASHER, 5/16	
			1 917372 NUT, 5/16NC	
3	520065	1	SHEAVE, reel driven	
			6 916019 CAPSCREW, 1/4NC x 3/4	
			6 919310 LOCKWASHER, 1/4	
			6 916622 NUT, 1/4NC	
4	520932	2	BEARING, reel	
			2 919320 CAPSCREW, 5/16NC x 3-3/4	
			2 919311 LOCKWASHER, 5/16	
			2 917372 NUT, 5/16NC	
			2 919330 WASHER, 1-3/32 x 1-3/4 x #12	
			2 918459 PIN, cotter, 3/16 x 1-1/2	
5	533141	1	SHAFT ASSY., reel (Welded)	
6	520928	12	ARM, reel	
			2 919324 BOLT, cge., 5/16NC x 1-1/2	
			2 917642 WASHER, 11/32 x 1-1/2 x #12	
			2 919311 LOCKWASHER, 5/16	
			2 917372 NUT, 5/16NC	
			1 919335 BOLT, 1/4NC x 1-1/2	
			1 917377 WASHER, 5/16 x 3/4 x #16	
			1 919310 LOCKWASHER, 1/4	
			1 916622 NUT, 1/4NC	
7	533140	6	BAT, reel	
			4 919336 BOLTS, cge., 1/4NC x 2	
			4 917377 WASHER, 5/16 x 3/4 x #16	
			4 919310 LOCKWASHER, 1/4	
			4 916622 NUT, 1/4NC	



REEL LIFT

ITEM	PART NUMBER	QTY.	DESCRIPTION	ASSEMBLY OR PACKAGE NO.
1	527360	1	PIVOT, reel post 2 919318 CAPSCREW, 5/16NC x 5/8 2 919311 LOCKWASHER, 5/16	
2	532144	1	POST ASSY., reel lift 1 918459 PIN, cotter, 3/16 x 1-1/2	
3	527079	1	STOP, reel post 1 917401 CAPSCREW, 3/8NC x 1-5/8 1 919312 LOCKWASHER, 3/8 1 916950 NUT, 3/8NC	
4	533239	1	ARM, reel support, RH 2 919362 CAPSCREW, 3/8NC x 2-1/4 2 919312 LOCKWASHER, 3/8 2 916950 NUT, 3/8NC 2 920743 WASHER, 7/16 x 1-1/4 x #7	
5	513997	1	SPACER, reel lift post	
6	532136	1	GUIDE ASSY., reel post 1 918458 PIN, cotter, 3/16 x 1	
7	504172	1	SPRING	

Continued

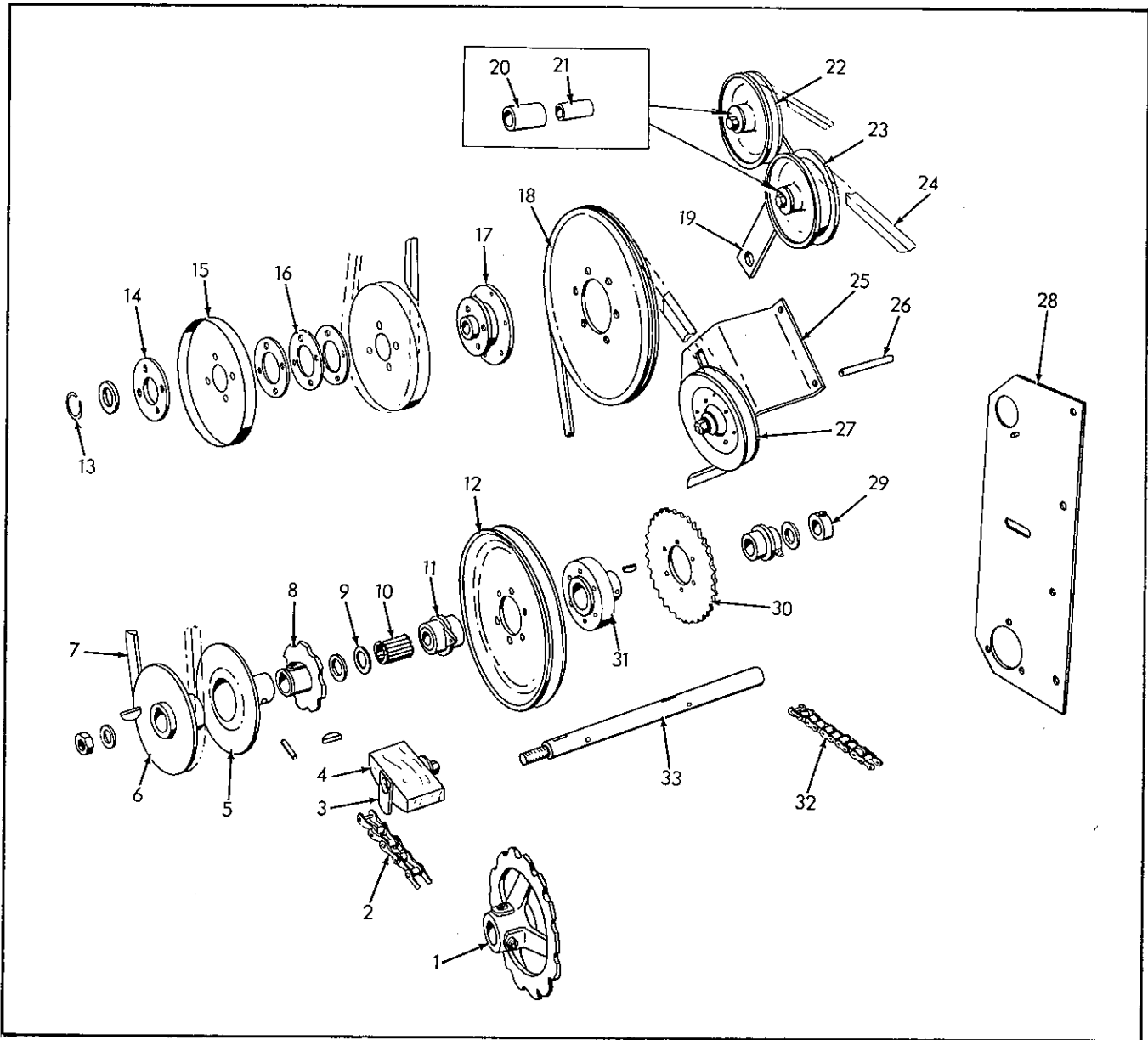
REEL LIFT (Cont'd)

ITEM	PART NUMBER	QTY.	DESCRIPTION	ASSEMBLY OR PACKAGE NO.
8	503953	1	PIVOT, pulley & latch 1 918448 PIN, cotter, 3/32 x 1	
9	503786	1	LATCH, reel 2 917377 WASHER, 5/16 x 3/4 x #16 1 919352 CAPSCREW, 1/4NC x 2-1/2 1 920114 NUT, lock, 1/4NC	
10	521229	2	SPACER	
11	533241	2	BRACKET, torque tube support 1 916431 CAPSCREW, 5/16NC x 1 1 917397 CAPSCREW, 5/16NC x 3/4 1 917642 WASHER, 11/32 x 1-1/2 x #12 2 919311 LOCKWASHER, 5/16 2 917372 NUT, 5/16NC	
12	533242	1	PIN, torque tube, RH 1 918110 PIN, roll, 1/4 x 1-5/8	
13	523857	2	SNUBBER, reel 1 907731 CAPSCREW, 3/8NC x 1 1 916956 WASHER, 13/32 x 3/4 x #16 1 919312 LOCKWASHER, 3/8 1 916950 NUT, 3/8NC	
14	532141	1	PULLEY ASSY., reel post 1 919958 CAPSCREW, 3/8NC x 1-7/8 1 919312 LOCKWASHER, 3/8 1 916950 NUT, 3/8NC	
15	532452	1	PIVOT, pulley 1 918448 PIN, cotter, 3/32 x 1	
16	503952	1	PULLEY ASSY., reel swivel (Incl. PULLEY & HOUSING)	
17	535582	3	PULLEY - 911085 RIVET, 1/4 x 1-1/8 - 910926 RIVET, 1/4 x 1-1/4 - 911084 RIVET, 1/4 x 1	As Required
18	508252	1	ROPE, reel adjusting	
19	533234	1	TUBE ASSY., reel torque (Welded)	
20	506191	1	SPACER	
21	521803	2	CLIP, reel snubber 2 919354 CAPSCREW, 5/16NC x 2 2 919438 NUT, lock, 5/16NC	
22	533232	1	ARM ASSY., support LH 2 919362 CAPSCREW, 3/8NC x 2-1/4 2 919312 LOCKWASHER, 3/8 2 916950 NUT, 3/8NC 2 920743 WASHER, 7/16 x 1-1/4 x #7	

Continued

REEL LIFT (Cont'd)

ITEM	PART NUMBER	QTY.	DESCRIPTION	ASSEMBLY OR PACKAGE NO.
23	511569	1	SPRING	
			1 919355 CAPSCREW, 5/16NC x 2-1/2	
			1 919351 CAPSCREW, 1/4NC x 7/8	
			2 917828 WASHER, 11/32 x 1 x #14	
			1 919311 LOCKWASHER, 5/16	
			1 917372 NUT, 5/16NC	
			1 919310 LOCKWASHER, 1/4	
			2 916622 NUT, 1/4NC	
24	533240	4	ECCENTRIC, reel arm	



REEL & CONVEYOR DRIVE COUNTERSHAFT

ITEM	PART NUMBER	QTY.	DESCRIPTION	ASSEMBLY OR PACKAGE NO.
1	538302	1	SPROCKET ASSY., driven (17T)	
	538299	1	SPROCKET ASSY., driven (14T)(Incl. SETSCREW)	
		2	902872 SETSCREW, 1/4NC x 1/2	
		1	905126 KEY, woodruff, 1/4 x 1	
2	-----	1	CHAIN, header conveyor drive (45 Links)(Incl. THREE OFFSET & ONE CONNECTING LINK)	
	921052	-	CHAIN (Bulk By Foot)(10 ft. length) 3/8" width	
		1	918561 LINK, connecting, 1-1/4 pitch	
		3	918562 LINK, offset, 1-1/4 pitch	
		-	918563 LINK, roller, 1-1/4 pitch	

Continued

REEL & CONVEYOR DRIVE COUNTERSHAFT (Cont'd)

ITEM	PART NUMBER	QTY.	DESCRIPTION	ASSEMBLY OR PACKAGE NO.
3	502926	1	GUIDE, drive chain	
4	521316	1	SLIDE, chain 1 921936 BOLT, cge., 3/8NC x 2-3/4 1 918431 WASHER, 9/16 x 1-3/8 x #10 1 919312 LOCKWASHER, 3/8 1 916950 NUT, 3/8NC	
5	521311	1	SHEAVE, drive, inner 1 916171 PIN, roll, 1/4 x 1-1/2	
6	521312	1	SHEAVE, drive, outer 1 905126 KEY, woodruff, 1/4 x 1 1 919328 WASHER, 41/64 x 1-1/4 x #12 1 922022 NUT, lock, 5/8NF	
7	529192	1	BELT, reel drive	
8	526362	1	SPROCKET ASSY. (8T) 1 905126 KEY, woodruff, 1/4 x 1 1 902872 SETSCREW, 1/4NC x 1/2	
9	535475	2	CAP, bearing housing	
10	507226	2	BEARING, roller	
11	534282	2	HOUSING, bearing (Supersedes 533278) 1 914465 FITTING, lubrication (Outer Bearing), 1/8 short, str. 1 920753 WASHER, 29/32 x 1-3/4 x #12 1 919351 CAPSCREW, 1/4NC x 7/8 1 920114 NUT, lock, 1/4NC 1 915275 FITTING, lubrication (Inner Bearing), -67-1/2°, 1/8	
12	525218	1	SHEAVE, driven (10" Daim.) 6 919316 CAPSCREW, 1/4NC x 1-3/4 6 919310 LOCKWASHER, 1/4 6 916622 NUT, 1/4NC	
13	526843	1	RING, snap	
14	535527	1	PLATE, sheave reinforcing	
15	527540	2	SHEAVE, reel drive 3 919357 CAPSCREW, 3/8NC x 7/8 3 919312 LOCKWASHER, 3/8	
16	502804	3	SPACER, reel drive sheave	
17	526840	1	HUB, reel drive sheave 2 919394 WASHER, 1-1/32 x 1-5/8 x #16	
18	535499	1	SHEAVE, reel drive (12-5/8" Diam.) 6 908295 CAPSCREW, 1/4NC x 1/2 6 919310 LOCKWASHER, 1/4	
19	533271	1	ARM ASSY., reel drive idler 1 919422 BOLT, cge., 1/2NC x 1-1/4 1 918431 WASHER, 9/16 x 1-3/8 x #10 1 916966 LOCKWASHER, 1/2 1 916951 NUT, 1/2NC	
20	528504	1	BUSHING, idler	

Continued

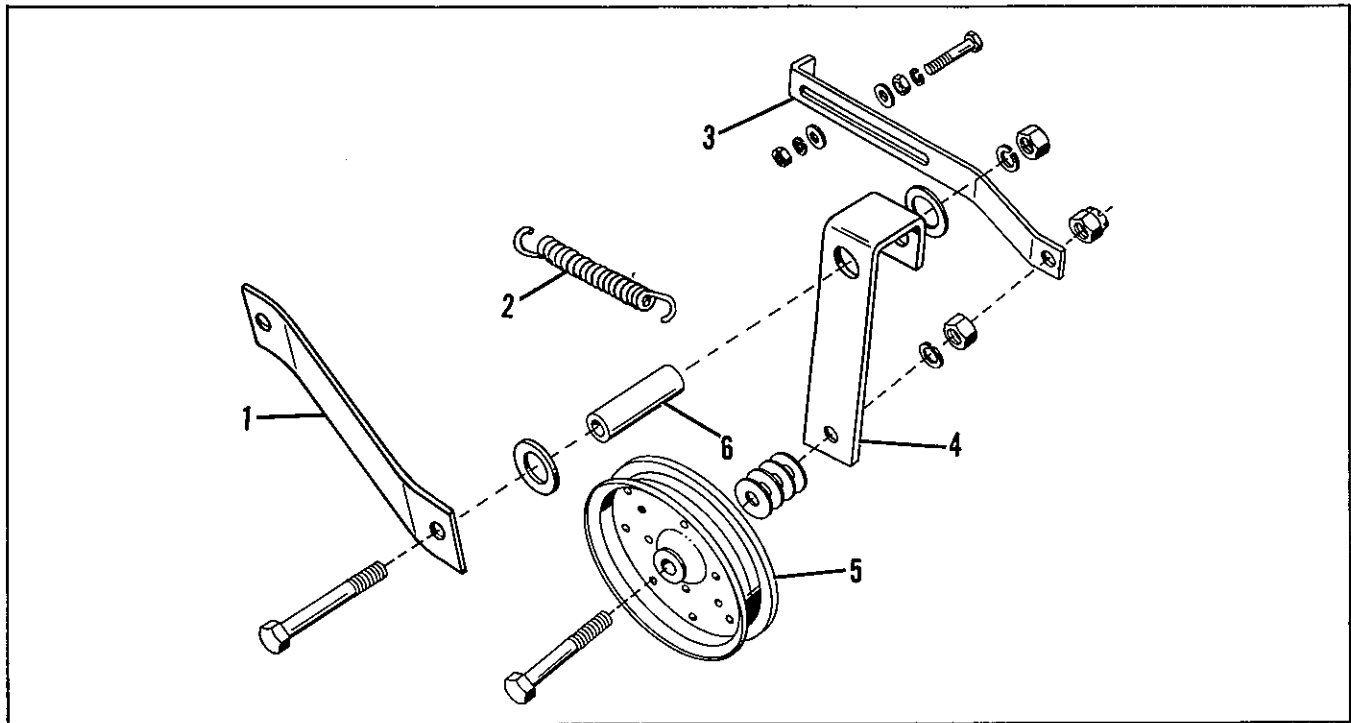
REEL & CONVEYOR DRIVE COUNTERSHAFT (Cont'd)

ITEM	PART NUMBER	QTY.	DESCRIPTION	ASSEMBLY OR PACKAGE NO.
21	507216	2	BUSHING, idler	
22	517754	1	SHEAVE, reel drive idler	
		2	919392 WASHER, 29/32 x 1-1/2 x #16	
		1	918431 WASHER, 9/16 x 1-3/8 x #10	
		1	908529 CAPSCREW, 1/2NC x 3-1/4	
		1	916966 LOCKWASHER, 1/2	
		1	916951 NUT, 1/2NC	
		1	912808 FITTING, lubrication, 1/4 x 1/2	
23	523699	1	IDLER, reel drive, lower	
		2	919392 WASHER, 29/32 x 1-1/2 x #16	
		1	918431 WASHER, 9/16 x 1-3/8 x #10	
		1	908529 CAPSCREW, 1/2NC x 3-1/4	
		1	916966 LOCKWASHER, 1/2	
		1	916951 NUT, 1/2NC	
		1	912808 FITTING, lubrication, 1/4 x 1/2	
24	507965	1	BELT, reel drive	
25	533281	1	BRACKET, belt idler	
		1	917058 CAPSCREW, 1/4NC x 5	
		2	907727 CAPSCREW, 1/4NC x 5/8	
		2	919310 LOCKWASHER, 1/4	
		2	916622 NUT, 1/4NC	
26	537966	1	SPACER, Supersedes 531561	
27	525349	1	IDLER, belt	
		1	921340 BOLT, cge., 1/2NC x 2-1/4	
		1	918432 WASHER, 11/16 x 1-3/4 x #10	
		1	922087 WASHER, 11/16 x 1-1/4 x #12	
		1	916966 LOCKWASHER, 1/2	
		1	916951 NUT, 1/2NC	
		1	918431 WASHER, 9/16 x 1-3/8 x #10	
28	533274	1	BRACKET ASSY., countershaft, RH	
		2	921958 CAPSCREW, 1/4NC x 1/2, gr. 5	
		2	919318 CAPSCREW, 5/16NC x 5/8	
		2	919310 LOCKWASHER, 1/4	
		2	919311 LOCKWASHER, 5/16	
		2	916622 NUT, 1/4NC	
		2	917372 NUT, 5/16NC	
29	516090	1	COLLAR ASSY. (Incl. SETSCREW)	
		1	902872 SETSCREW, 1/4NC x 1/2	
30	533279	1	SPROCKET, sickle drive (33T)	
		6	919316 CAPSCREW, 1/4NC x 1-3/4	
		6	919310 LOCKWASHER, 1/4	
		6	916622 NUT, 1/4NC	
31	533276	1	HUB, driven sheave	
		1	905126 KEY, woodruff, 1/4 x 1	
		1	919316 CAPSCREW, 1/4NC x 1-3/4	
		1	919310 LOCKWASHER, 1/4	
		1	916622 NUT, 1/4NC	

Continued

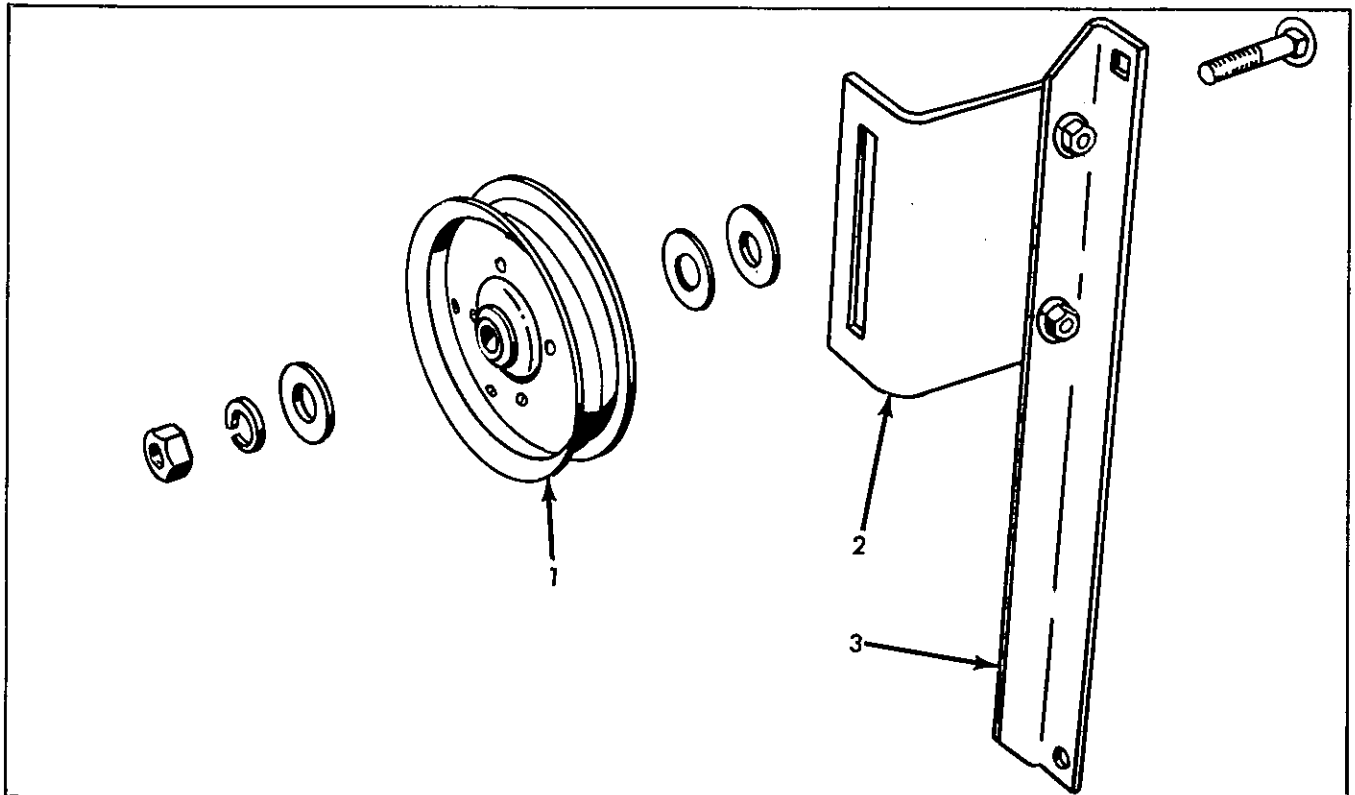
REEL & CONVEYOR DRIVE COUNTERSHAFT (Cont'd)

ITEM	PART NUMBER	QTY.	DESCRIPTION	ASSEMBLY OR PACKAGE NO.
32	-----	1	CHAIN, sickle drive (76 Links)(Incl. TWO CONNECTING & ONE ROLLER LINK)	
		-	913680 LINK, offset, 5/8 pitch	
		1	913681 LINK, roller, 5/8 pitch	
		2	913682 LINK, connecting, 5/8 pitch	
	921049	-	CHAIN (Bulk By Foot)(10 ft. length) 5/8 x 3/8, #50	
33	533277	1	COUNTERSHAFT, header (7/8 x 15-1/8)	



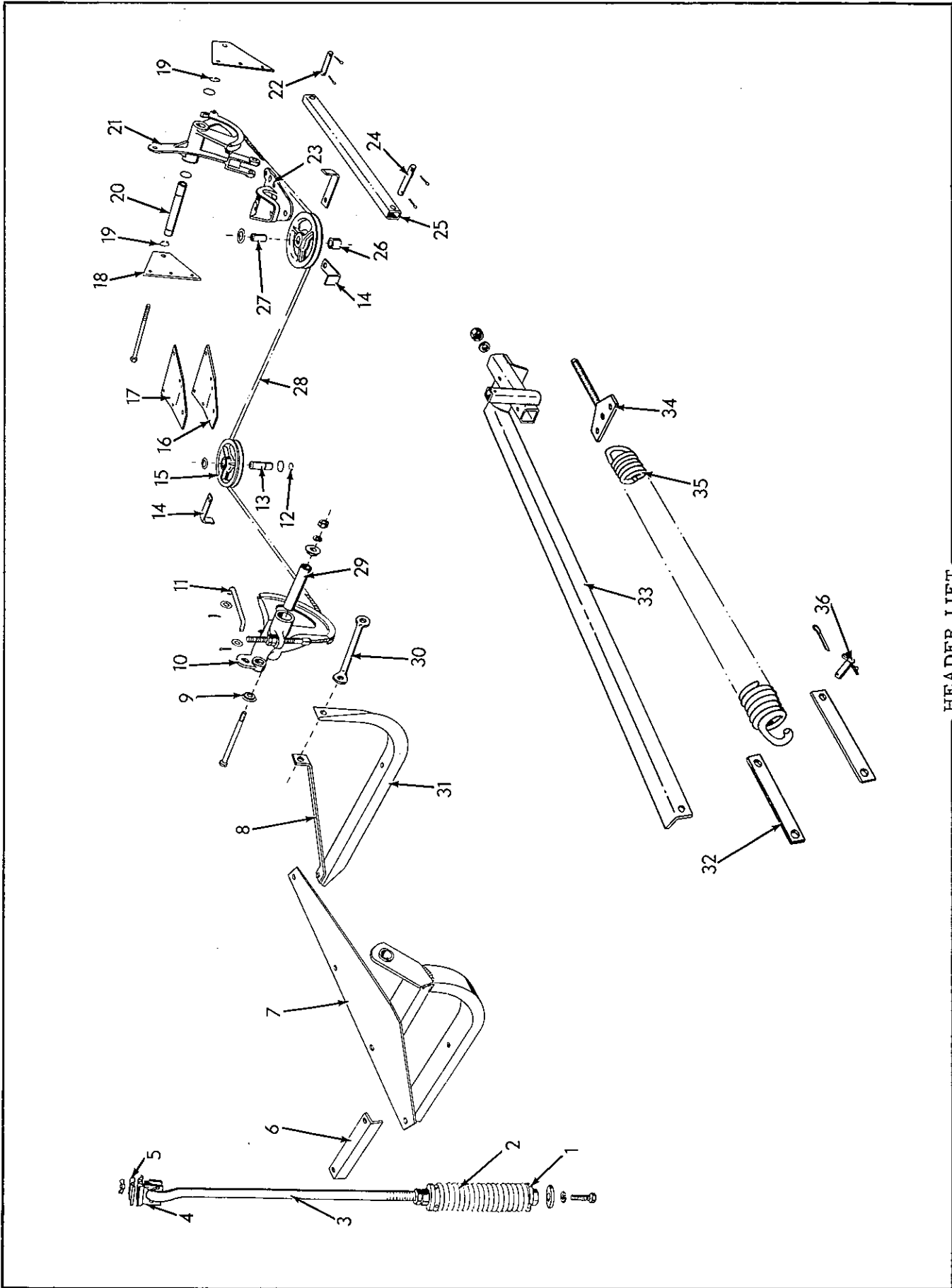
HEADER DRIVE IDLER

ITEM	PART NUMBER	QTY.	DESCRIPTION	ASSEMBLY OR PACKAGE NO.
1	533229	1	BRACKET, idler 1 919357 CAPSCREW, 3/8NC x 7/8 1 919312 LOCKWASHER, 3/8 1 916950 NUT, 3/8NC	
2	536300	1	SPRING, belt idler (Supersedes 526577) (Used prior to S/N 2933)	
3	538212	1	LINK, idler adjusting (Supersedes 538230) 1 921938 CAPSCREW, 3/8NC x 1-1/2 2 917378 WASHER, 7/16 x 1 x #14 2 919312 LOCKWASHER, 3/8 2 916950 NUT, 3/8NC	
4	533228	1	ARM, header idler 1 908305 CAPSCREW, 1/2NC x 3-1/2 2 919392 WASHER, 29/32 x 1-1/2 x #16 1 916966 LOCKWASHER, 1/2 1 916951 NUT, 1/2NC	
5	524981	1	IDLER, header drive 1 924340 CAPSCREW, 1/2NC x 3 5 922250 WASHER, 17/32 x 1-3/8 x #16 1 916966 LOCKWASHER, 1/2 1 916951 NUT, 1/2NC 1 920414 NUT, lock, 1/2NC	
6	525399	1	BUSHING, belt idler arm	



IDLER, HEADER COUNTERSHAFT DRIVE

ITEM	PART NUMBER	QTY.	DESCRIPTION	ASSEMBLY OR PACKAGE NO.
1	524981	1	IDLER	
			1 922100 BOLT, cge., 1/2NC x 2-1/2	
			1 922086 WASHER, 33/64 x 1-3/4 x #12	
			1 918432 WASHER, 11/16 x 1-3/4 x #10	
			1 918431 WASHER, 9/16 x 1-3/8 x #10	
			1 916966 LOCKWASHER, 1/2	
			1 916951 NUT, 1/2NC	
2	533209	1	BRACKET, idler	
			2 907731 CAPSCREW, 3/8NC x 1	
			2 919312 LOCKWASHER, 3/8	
			2 916950 NUT, 3/8NC	
3	533210	1	RAIL, idler bracket	
			1 919358 CAPSCREW, 3/8NC x 1-1/8	
			1 907731 CAPSCREW, 3/8NC x 1	
			1 916956 WASHER, 13/32 x 3/4 x #16	
			2 919312 LOCKWASHER, 3/8	
			2 916950 NUT, 3/8NC	



HEADER LIFT

HEADER LIFT

ITEM	PART NUMBER	QTY.	DESCRIPTION	ASSEMBLY OR PACKAGE NO.
1	517635	2	PLUG, spring	
2	517633	1	SPRING ASSY. (Incl. PLUGS)	
		1	919373 CAPSCREW, 5/8NC x 1-1/2	
		1	917373 LOCKWASHER, 5/8	
3	517630	1	SUPPORT, hydraulic hose	
		1	917373 LOCKWASHER, 5/8	
		1	915726 NUT, 5/8NC	
4	517626	1	CLAMP ASSY., hose support	
		1	918452 PIN, cotter, 1/8 x 1	
5	517627	1	CLAMP, hose support	
		1	916953 NUT, wing, 3/8NC	
		1	918452 PIN, cotter, 1/8 x 1	
6	517629	1	TIE, tongue frame	
		2	918212 CAPSCREW, 7/16NC x 1	
		2	918199 LOCKWASHER, 7/16	
		2	918213 NUT, 7/16NC	
		1	918430 WASHER, 1/2 x 1-1/4 x #14	
7	517614	1	PIVOT ASSY., hydraulic ram	
		2	919961 CAPSCREW, 7/16NC x 2-1/2	
		3	921876 CAPSCREW, 7/16NC x 1-1/8	
		1	918212 CAPSCREW, 7/16NC x 1	
		6	918199 LOCKWASHER, 7/16	
		6	918213 NUT, 7/16NC	
		6	918430 WASHER, 1/2 x 1-1/4 x #14	
		3	917378 WASHER, 7/16 x 1 x #14	
8	501701	1	BRACE, bell crank, outer	
9	501703	2	BUSHING, bearing	
10	534103	1	BELLCRANK, header lift front	
		1	921782 BOLT, 5/8NC x 8	
		1	917373 LOCKWASHER, 5/8	
		1	915726 NUT, 5/8NC	
		1	914465 FITTING, lubrication, 1/8 short str.	
11	517631	1	LINK, transport	
		2	918458 PIN, cotter, 3/16 x 1	
		1	918431 WASHER, 9/16 x 1-3/8 x #10	
12	525591	1	RING, snap	
13	534104	1	PIN, lift cable sheave	
		1	922106 CAPSCREW, 1/2NC x 4-1/4	
		1	916966 LOCKWASHER, 1/2	
		1	916951 NUT, 1/2NC	
14	804142	3	CLIP, cable guide	
15	527440	2	SHEAVE ASSY., cable (Incl. BUSHING)	
		2	919393 WASHER, 1-1/64 x 1-5/8 x #12	
		1	922106 CAPSCREW (RH Sheave), 1/2NC x 4-1/4	
		1	908529 CAPSCREW (LH Sheave), 1/2NC x 3-1/4	
		2	916966 LOCKWASHER, 1/2	
		2	916951 NUT, 1/2NC	

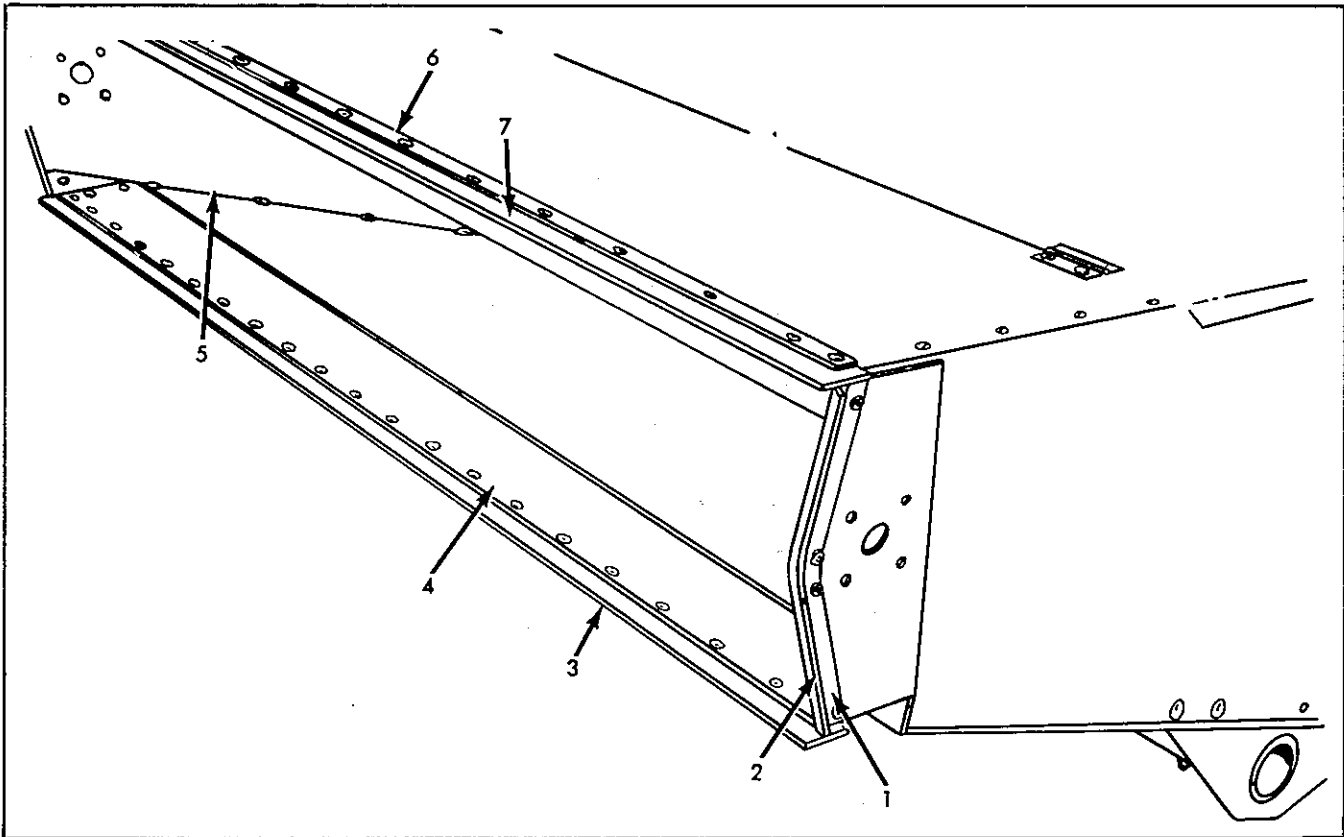
Continued

HEADER LIFT (Cont'd)

ITEM	PART NUMBER	QTY.	DESCRIPTION	ASSEMBLY OR PACKAGE NO.
16	534100	1	SUPPORT, cable idler, lower 4 907731 CAPSCREW, 3/8NC x 1 4 919312 LOCKWASHER, 3/8 4 916950 NUT, 3/8NC 1 922104 CAPSCREW, 5/16NC x 4 1 919311 LOCKWASHER, 5/16 1 917372 NUT, 5/16NC	
17	533786	1	SUPPORT, cable idler, upper 1 907731 CAPSCREW, 3/8NC x 1 1 917400 CAPSCREW, 3/8NC x 1-1/4 2 919312 LOCKWASHER, 3/8 2 916950 NUT, 3/8NC	
18	533291	2	PLATE, bellcrank pivot 3 919357 CAPSCREW, 3/8NC x 7/8 3 919312 LOCKWASHER, 3/8 3 916950 NUT, 3/8NC	
19	511069	2	RING, snap	
20	534102	1	PIVOT, bellcrank, rear 1 924435 CAPSCREW, 5/8NC x 8-1/4 1 917373 LOCKWASHER, 5/8 1 915726 NUT, 5/8NC	
21	534097	1	BELLCRANK, rear 2 922095 WASHER, 1-9/32 x 1-3/4 x #16 1 914465 FITTING, lubrication, 1/8 1 919933 CAPSCREW, 5/16NC x 1-1/2 1 919311 LOCKWASHER, 5/16 1 917372 NUT, 5/16NC	
22	534312	1	PIN, balance rod, rear 2 918458 PIN, cotter, 3/16 x 1	
23	534105	1	BRACKET, lift cable, LH 2 920296 CAPSCREW, 1/2NC x 1-5/8 1 916608 CAPSCREW, 7/16NC x 1-1/2 1 922098 BOLT, cge., 7/16NC x 1-1/2 2 916966 LOCKWASHER, 1/2 2 918199 LOCKWASHER, 7/16 2 916951 NUT, 1/2NC 2 918213 NUT, 7/16NC	
24	533292	1	PIN, balance rod, front 2 918458 PIN, cotter, 3/16 x 1	
25	534096	1	ROD ASSY., balance	
26	526573	2	BUSHING, sheave	
27	534106	1	BUSHING, cable bracket	
28	534101	1	CABLE, header lift 1 915726 NUT, 5/8NC 1 918935 NUT, jam, 5/8NC	
29	533904	1	BEARING, bellcrank	

HEADER LIFT (Cont'd)

ITEM	PART NUMBER	QTY.	DESCRIPTION	ASSEMBLY OR PACKAGE NO.
30	533906	1	BRACE, bellcrank, inner 1 907731 CAPSCREW, 3/8NC x 1 1 919312 LOCKWASHER, 3/8 1 916950 NUT, 3/8NC	
31	533905	1	SUPPORT, bellcrank 1 907731 CAPSCREW, 3/8NC x 1 1 918212 CAPSCREW, 7/16NC x 1 1 919312 LOCKWASHER, 3/8 1 918199 LOCKWASHER, 7/16 1 916950 NUT, 3/8NC 1 918213 NUT, 7/16NC	
32	534098	2	LINK, balance spring	
33	527869	1	ANCHOR ASSY., balance spring 1 918212 CAPSCREW, 7/16NC x 1 2 919959 CAPSCREW, 3/8NC x 2-3/4 1 918199 LOCKWASHER, 7/16 3 919312 LOCKWASHER, 3/8 1 918213 NUT, 7/16NC 3 916950 NUT, 3/8NC 1 919362 CAPSCREW, 3/8NC x 2-1/4	
34	533287	1	BRACKET ASSY., balance spring, rear 1 920120 WASHER, 25/32 x 1-1/2 x #10 1 913160 NUT, 3/4NC	
35	522107	1	SPRING, header balance	
36	522106	1	PIN, lift spring link 2 918458 PIN, cotter, 3/16 x 1	



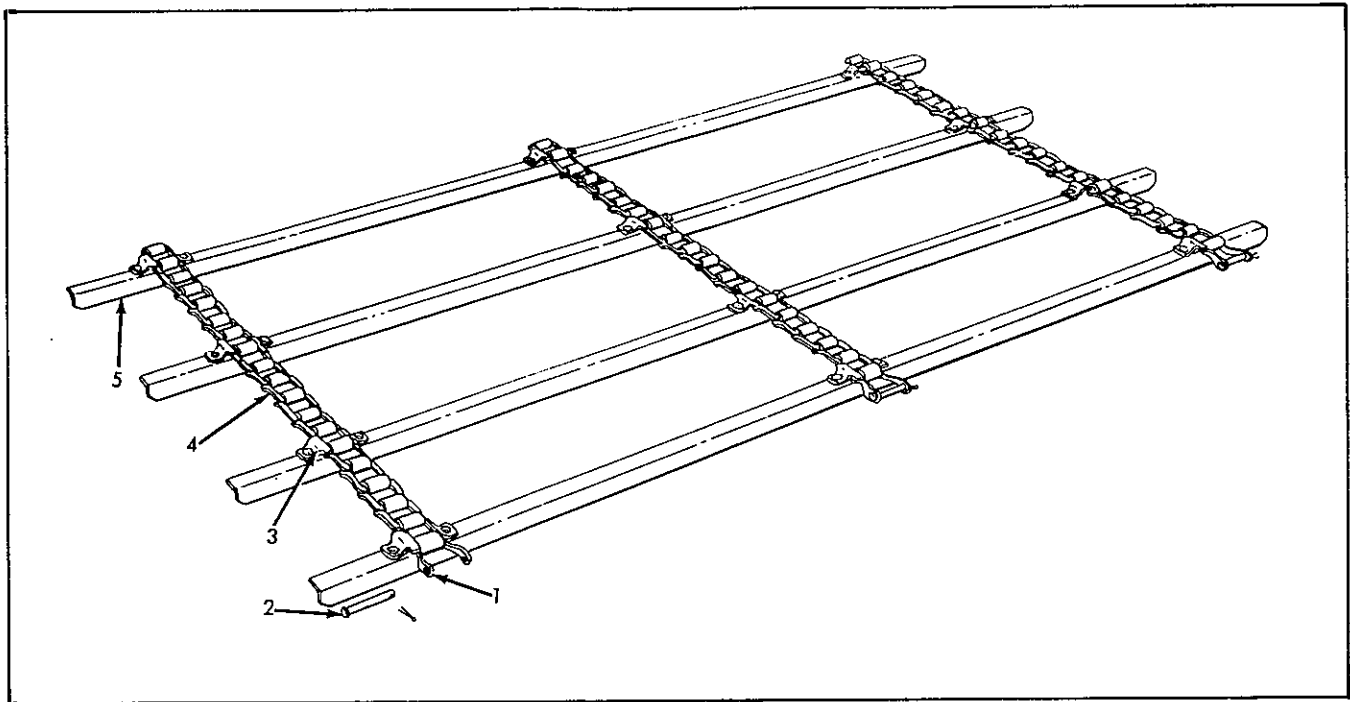
FEEDER HOUSING
(Rear View)

ITEM	PART NUMBER	QTY.	DESCRIPTION	ASSEMBLY OR PACKAGE NO.
1	533819	4	REINFORCEMENT, lagging	
		2	916080 SCREW, machine, #10NC x 1/2	
		1	922026 SCREW, machine (TOP BOLT), #10NC x 5/8	
		2	910533 LOCKWASHER, #10	
		2	916621 NUT, #10NC	
2	533818	2	LAGGING, feed housing	
		3	916080 SCREW, machine, #10NC x 1/2	
		1	922026 SCREW, machine, #10NC x 5/8	
		4	910533 LOCKWASHER, #10	
		4	916621 NUT, #10NC	
3	533323	1	SEAL, feeder floor upper end	
		21	912615 RIVET, 3/16 x 7/16	
4	533321	1	EXTENSION ASSY., floor, upper end (Incl. FLOOR SEAL)	
		4	919338 BOLT, cge., 1/4NC x 1/2	
		7	916943 BOLT, cge., 1/4NC x 5/8	
		11	919310 LOCKWASHER, 1/4	
		11	916622 NUT, 1/4NC	
5	533336	2	RUNNER, raddle	
		5	916943 BOLT, 1/4NC x 5/8	
		1	916944 BOLT, 1/4NC x 3/4	
		6	919310 LOCKWASHER, 1/4	
		6	916622 NUT, 1/4NC	

Continued

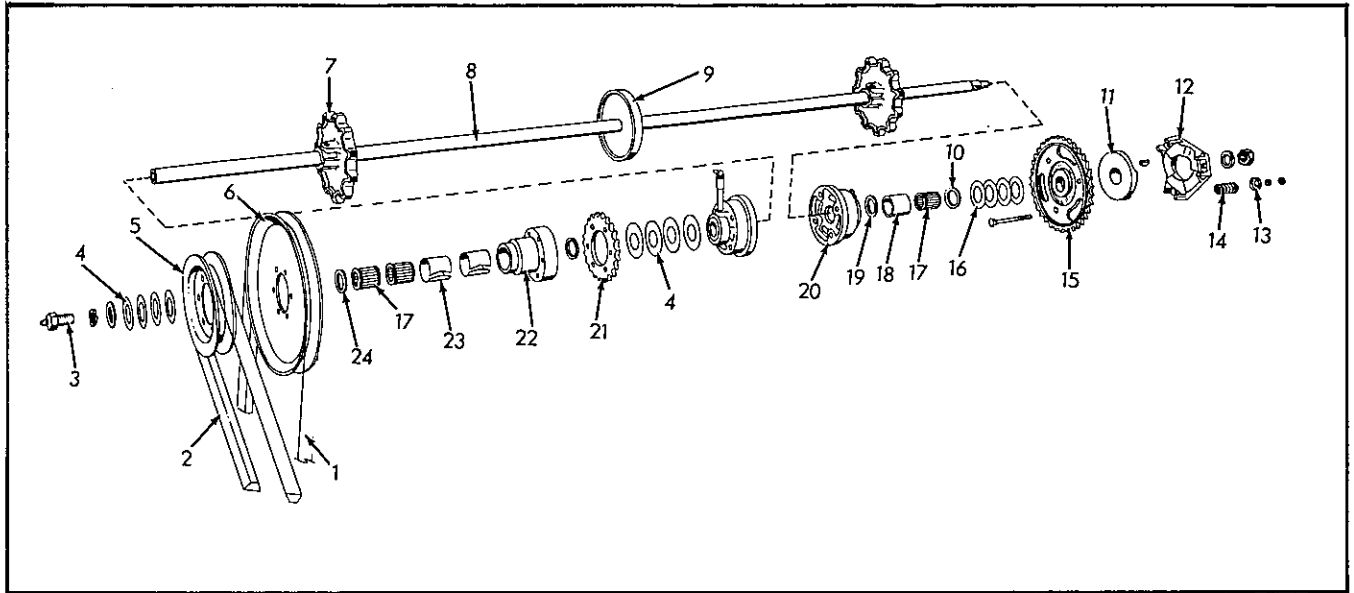
FEEDER HOUSING (Cont'd)
(Rear View)

ITEM	PART NUMBER	QTY.	DESCRIPTION	ASSEMBLY OR PACKAGE NO.
6	533338	1	REINFORCEMENT, closure strip, upper 15 916944 BOLT, 1/4NC x 3/4 15 919310 LOCKWASHER, 1/4 15 916622 NUT, 1/4NC	
7	533339	1	STRIP, feeder closure, upper	



FEEDER RADDLE

ITEM	PART NUMBER	QTY.	DESCRIPTION	ASSEMBLY OR PACKAGE NO.
-	533330	1	RADDLE ASSY., feeder	
1	519506	2	LINK, coupler (Incl. PIN)	
2	519518	1	PIN, coupler link	
3	533340	30	LINK, attachment	
		2	910288 RIVET, 1/4 x 3/4	
4	-----	-	LINK, plain	
	{ 543134		CHAIN, bulk, 10 ft. length	
5	534062	10	SLAT ASSY., feeder raddle (Incl. ATTACHING LINKS)	



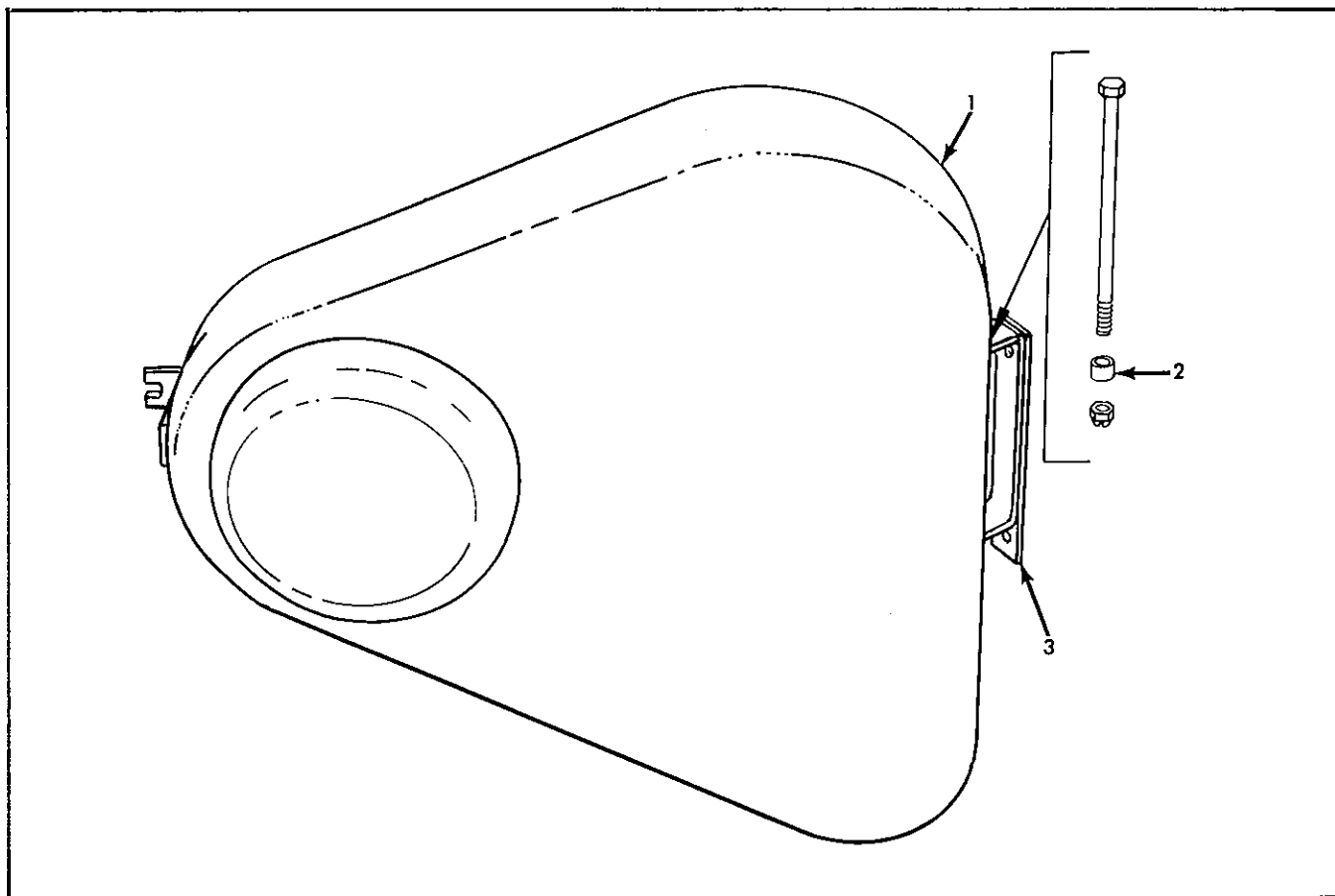
FEEEDER RADDLE DRIVE SHAFT

ITEM	PART NUMBER	QTY.	DESCRIPTION	ASSEMBLY OR PACKAGE NO.
1	533400	1	BELT, header drive	
2	534875	1	BELT, countershaft drive	
3	521077	1	CAPSCREW, shaft	
		1	917373 LOCKWASHER, 5/8	
		1	918432 WASHER, 11/16 x 1-3/4 x #10	
		1	914465 FITTING, lubrication, 1/8 short str.	
4	919329	8	WASHER, plain, 1-1/32 x 2 x #16	
5	533206	1	SHEAVE, header countershaft drive	
6	525218	1	SHEAVE, header driven	
7	533202	2	SPROCKET, drive, outer	
		2	915300 SETSCREW, 1/2NC x 1/2	
		1	911273 KEY, woodruff, 1/4 x 2-1/8	
8	533203	1	SHAFT, drive (1" x 71")	
		2	914465 FITTING, lubrication, 1/8 short, str.	
9	533201	1	ROLLER, feeder raddle drive	
		1	915300 SETSCREWS, 1/2NC x 1/2	
10	506320	2	CAP, bearing	
11	521062	1	HUB, clutch	
		1	917373 LOCKWASHER, 5/8	
		1	913160 NUT, 3/4NC	
		1	911233 KEY, woodruff, 3/16 x 7/8	
12	516506	1	RING, clutch clamp	
		3	922103 CAPSCREW, 5/16NC x 3-1/2	
		6	917372 NUT, 5/16NC	
13	550244	3	CAP, clutch spring	
14	501294	3	SPRING, clutch	

Continued

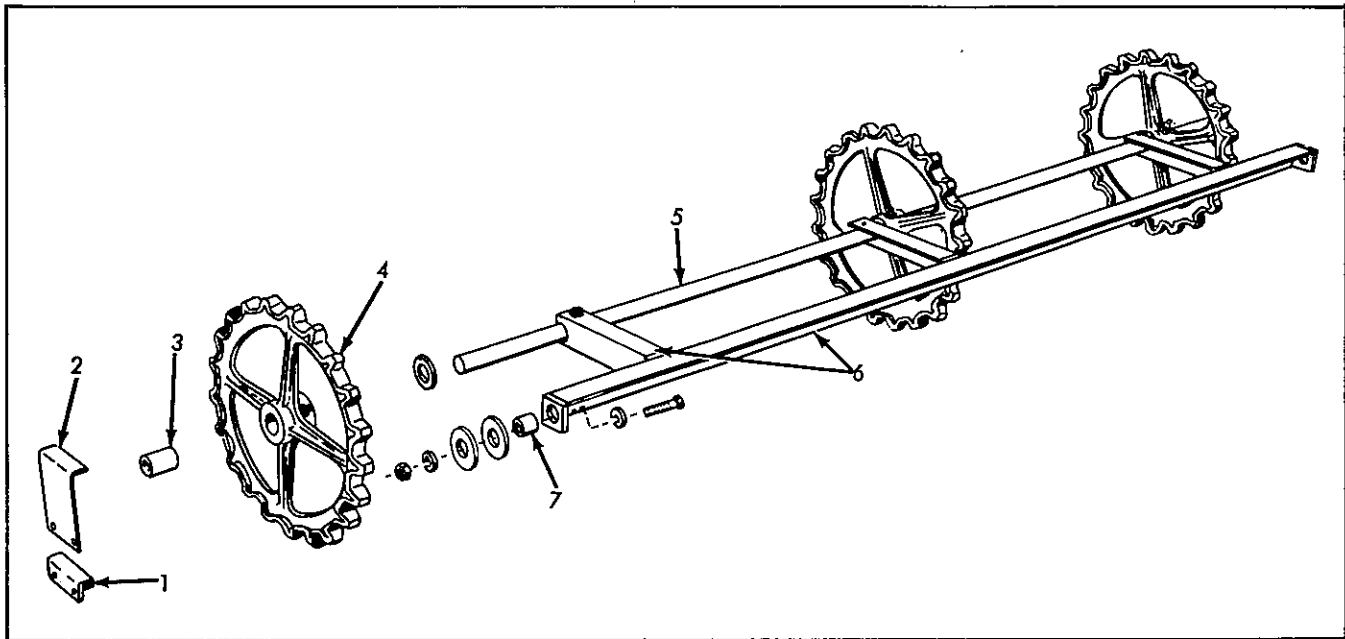
FEEDER RADDLE DRIVE SHAFT (Cont'd)

ITEM	PART NUMBER	QTY.	DESCRIPTION	ASSEMBLY OR PACKAGE NO.
15	521063	1	SPROCKET, slip clutch(35T)	
16	522335	4	WASHER, special	
17	512164	4	BEARING, roller	
18	522474	2	RACE, bearing	
19	521065	2	WASHER, pivot bearing, inner	
20	533204	2	BEARING, header pivot	
		4	919362 CAPSCREW, 3/8NC x 2-1/4	
		4	919312 LOCKWASHER, 3/8	
		4	916950 NUT, 3/8NC	
		1	901469 NIPPLE, 1/8 x 2	
		1	901763 COUPLING, 1/8	
		1	915276 FITTING, lubrication, 90°, 1/8	
		1	901651 PLUG, pipe, 1/8	
21	533205	1	SPROCKET, header drive (22T)	
		6	922033 SCREW, machine, 1/4NC x 2-3/4	
		6	919310 LOCKWASHER, 1/4	
		6	916622 NUT, 1/4NC	
22	533207	1	HUB, header drive sheave	
23	042829	2	RACE, bearing	
24	521076	2	CAP, bearing	



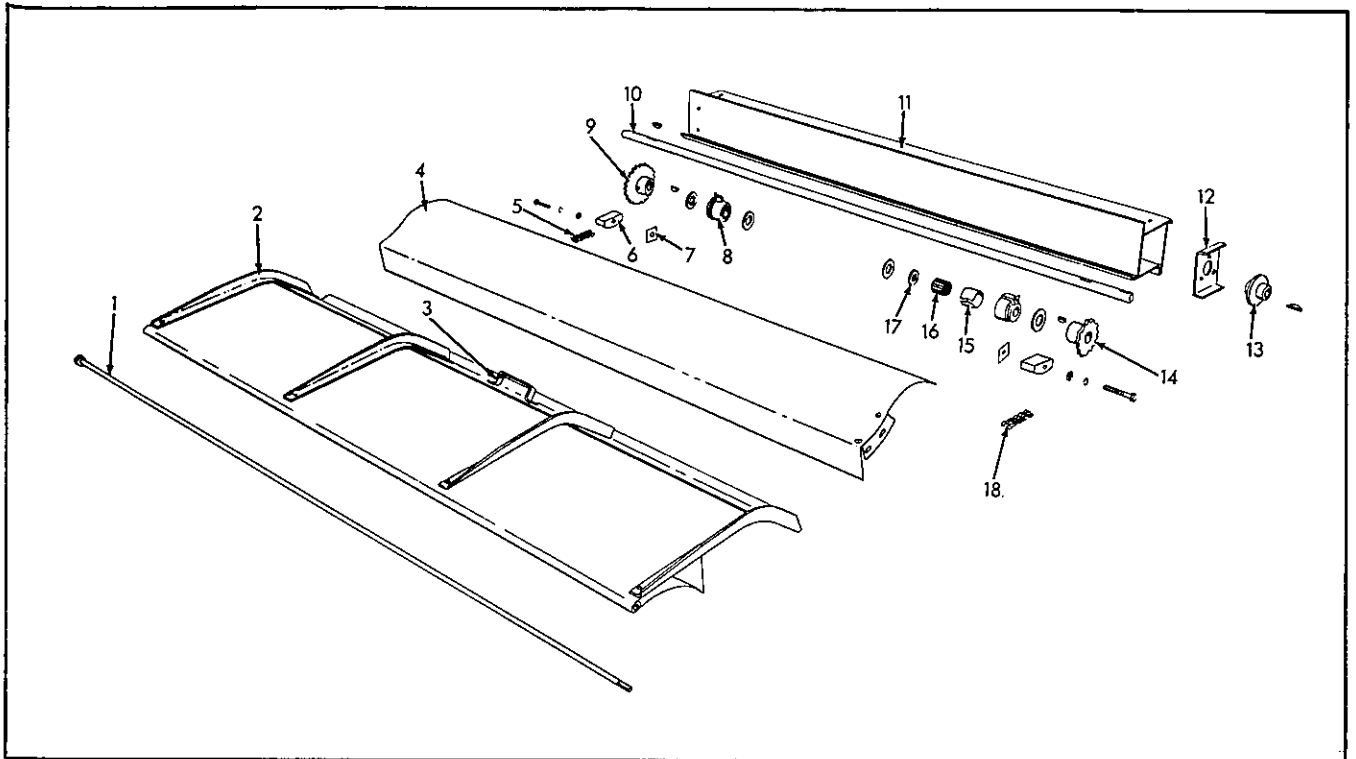
FEEDER RADDLE DRIVE SHIELD

ITEM	PART NUMBER	QTY.	DESCRIPTION	ASSEMBLY OR PACKAGE NO.
1	526981	1	SHIELD ASSY., drive chain (Welded)	
			1 916944 BOLT, 1/4NC x 3/4	
			1 917377 WASHER, 5/16 x 3/4 x #16	
			1 919310 LOCKWASHER, 1/4	
			1 916952 NUT, wing, 1/4NC	
			1 924333 BOLT, 1/4NC x 5-1/2	
			1 920114 NUT, lock, 1/4NC	
2	529721	1	SPACER, shield	
3	533135	1	BASE ASSY., hinge	
			1 917397 CAPSCREW, 5/16NC x 3/4	
			1 919319 CAPSCREW, 5/16NC x 7/8	
			2 919311 LOCKWASHER, 5/16	
			2 917372 NUT, 5/16NC	



FEEDER RADDLE IDLER

ITEM	PART NUMBER	QTY.	DESCRIPTION	ASSEMBLY OR PACKAGE NO.
1	527350	2	STOP, feeder raddle idler, lower 2 917397 CAPSCREW, 5/16NC x 3/4 2 917642 WASHER, 11/32 x 1-1/2 x #12 2 919311 LOCKWASHER, 5/16 2 917372 NUT, 5/16NC	
2	533335	2	STOP, feeder raddle idler, upper	
3	506968	3	BEARING	
4	534277	3	SPROCKET ASSY., idler (Incl. BEARING) 1 921134 WASHER, 29/32 x 2 x #16 1 914465 FITTING, lubrication, 1/8 short, str.	
5	533218	1	SHAFT, raddle, lower (7/8" x 59") 1 920394 CAPSCREW, 1/4NC x 1-3/8 1 919310 LOCKWASHER, 1/4 1 916622 NUT, 1/4NC	
6	533212	1	SUPPORT ASSY., idler shaft 2 919364 CAPSCREW, 7/16NC x 2-1/4 2 921347 WASHER, 15/32 x 1 x #14 2 918199 LOCKWASHER, 7/16 2 918213 NUT, 7/16NC 4 924357 WASHER, 15/32 x 1-3/4 x 1/4	
7	530161	2	SPACER	



CYLINDER FEED BEATER

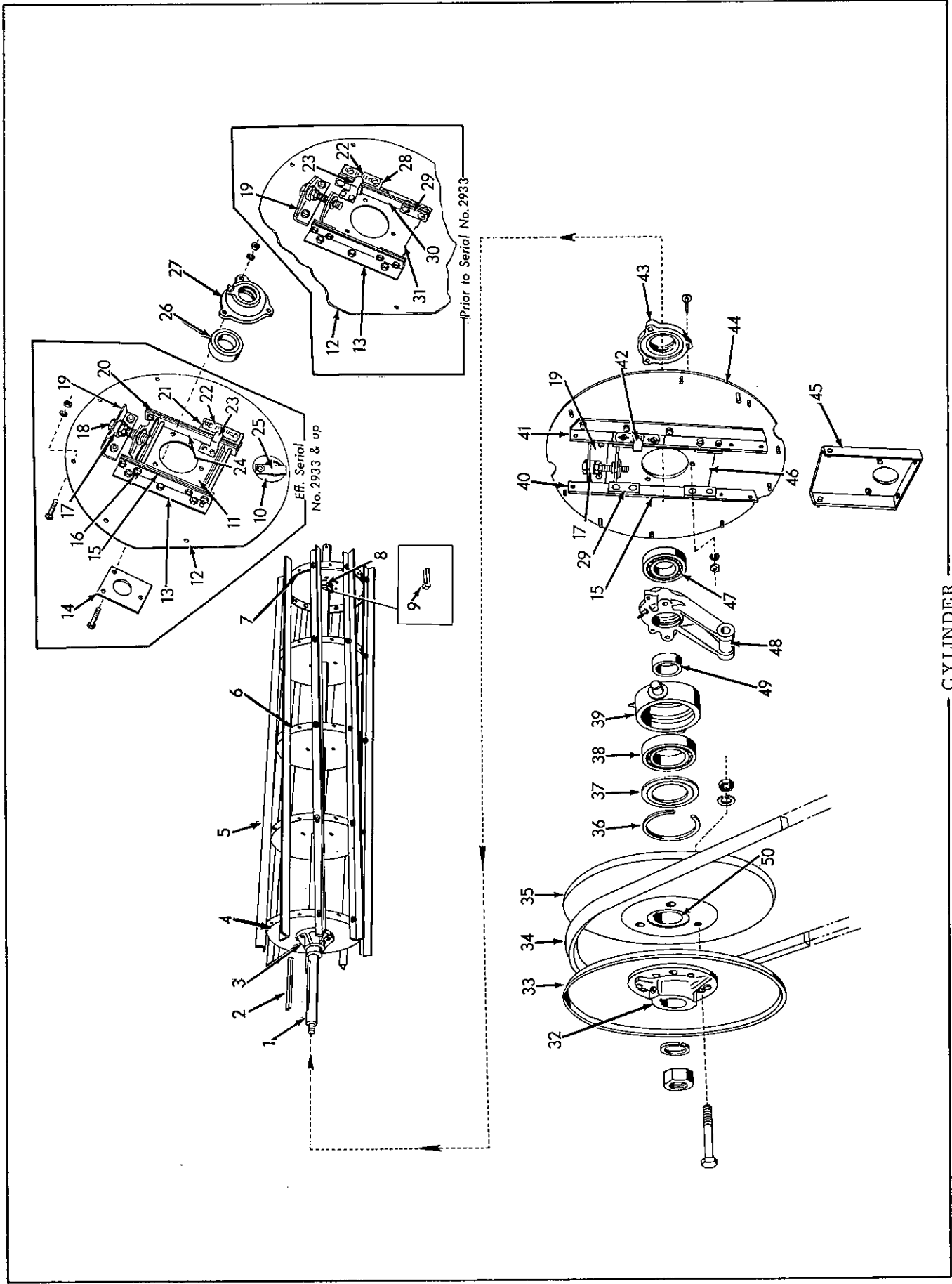
ITEM	PART NUMBER	QTY.	DESCRIPTION	ASSEMBLY OR PACKAGE NO.
1	533382	1	ROD, cylinder side plate extension	
	2 918199		LOCKWASHER, 7/16	
	2 918213		NUT, 7/16NC	
	1 917378		WASHER, 7/16 x 1 x #14	
2	533369	1	DOOR ASSY., beater (Riveted)	
3	507779	1	HANDLE, door	
	2 910282		RIVET, 3/16 x 1/2	
4	533361	1	FILLER ASSY.	
	8 917397		CAPSCREW, 5/16NC x 3/4	
	8 919311		LOCKWASHER, 5/16	
	4 917642		WASHER, 11/32 x 1-1/2 x #12	
	8 917372		NUT, 5/16NC	
	-----	1	CHAIN, beater drive (55 links)(Incl. ONE OFFSET, ONE ROLLER & TWO CONNECTING LINKS)	
5	921049	1	CHAIN (Bulk By Foot)(10 ft. length) 5/8 x 3/8, #50	
	- 913680		LINK, offset, 5/8 pitch	
	- 913681		LINK, roller, 5/8 pitch	
	- 913682		LINK, connecting, 5/8 pitch	
6	504066	2	SLIDE, chain	
	1 919362		CAPSCREW, 3/8NC x 2-1/4	
	1 919312		LOCKWASHER, 3/8	
	1 917378		WASHER, 7/16 x 1 x #14	
7	527042	2	WASHER, idler slide bracket	

Continued

CYLINDER FEED BEATER (Cont'd)

ITEM	PART NUMBER	QTY.	DESCRIPTION	ASSEMBLY OR PACKAGE NO.
8	521118	2	HOUSING ASSY., bearing (Incl. BEARING, RACE & CAP) 1 914465 FITTING, lubrication, 1/8 short, str. 2 919329 WASHER, 1-1/32 x 2 x #16	
9	521096	1	SPROCKET ASSY., driven (22T)(Incl. SETSCREW) 1 902872 SETSCREW, 1/4NC x 1/2	
10	533367	1	SHAFT, beater (1" x 65-1/2")	
11	533401	1	BEATER ASSY., feed (Incl. HEADS & HUBS)	
12	527210	2	HEAD, beater 4 908295 CAPSCREW, 1/4NC x 1/2 4 919310 LOCKWASHER, 1/4 4 916622 NUT, 1/4NC	
13	511002	2	HUB, beater 1 911273 KEY, woodruff, 1/4 x 2-1/8 3 908127 CAPSCREW, 3/8NC x 3/4 3 919312 LOCKWASHER, 3/8 3 916950 NUT, 3/8NC	
14	521099	1	SPROCKET ASSY., drive (16T)(Incl. SETSCREW) 1 905126 KEY, woodruff, 1/4 x 1 1 902872 SETSCREW, 1/4NC x 1/2	
15	519751	2	RACE, bearing, outer	
16	507266	2	BEARING, roller	
17	506320	2	CAP, bearing	
18	-----	1	CHAIN, drive (58 links)(Incl. ONE CONNECTING LINK & TWO OFFSET LINKS)	
	921049	-	CHAIN (Bulk By Foot)(10 ft. lengths) - 913680 LINK, offset, 5/8 pitch - 913681 LINK, roller, 5/8 pitch - 913682 LINK, connecting, 5/8 pitch	

MEMO



CYLINDER

ITEM	PART NUMBER	QTY.	DESCRIPTION	ASSEMBLY OR PACKAGE NO.
	528804	1	CYLINDER ASSY., complete (Incl. BARS, HEADS, BEARINGS, END PLATES & SHEAVE)	
	510303	1	CYLINDER ASSY., (Incl. SHAFT, HEADS & BARS)	
1	528551	1	SHAFT, cylinder, (1-5/8 x 75-1/2)	
2	507272	1	KEY, square 5/16 x 5/16 x 5-7/8 (cyl. sheave hub)	
3	510233	1	HUB, R.H.	
		6	910523 RIVET, rd-hd (3/8 x 1-1/4)	
4	510305	1	HEAD ASSY., outer R.H. (Incl. HUB)	
	505441	-	BAR SET (Incl. 8 503328 BARS)	
	503328	8	BAR, cyl. (Std.)	
	505120	-	BAR SET (Incl. 8 504721 BARS)	
5	504721	8	BAR, cyl. (special heavy rubber facing)	
		5	921984 CAPSCREW (3/8NF x 3/4 h.t.) gr. 5	
		5	919312 LOCKWASHER (3/8)	
		5	916602 NUT, (3/8NF)	
6	510307	3	HEAD, intermediate	
7	510306	1	HEAD ASSY., outer, L.H (Incl. HUB)	
8	510234	1	HUB, L.H.	
		6	910523 RIVET 3/8 x 1-1/4	
9	501146	2	KEY, gib (3/8 x 5/16 x 2-15/16)	
10	517661	1	COVER, inspection hole	
11	538289	1	PLATE, bearing slide, L.H. (Ser. No. 2933 & up)	
12	528805	1	PLATE, cap, L.H.	
		6	919413 BOLT, cge. 5/16NC x 5/8	
		2	917397 CAPSCREW, 5/16NC x 3/4	
		8	919311 LOCKWASHER, 5/16	
		8	917372 NUT, 5/16NC	
13	528815	-	SUPPORT, side, L.H. (2 used prior to Ser. No. 2933; one used Ser. No. 2933 & up)	
		3	919413 BOLT, cge, 5/16NC x 5/8	
		3	919311 LOCKWASHER, 5/16	
		3	917372 NUT, 5/16NC	
14	528814	1	WASHER, bearing retainer, L.H.	
15	538286	4	SHIM, bearing slide plate (Ser. No. 2933 & up)	
16	921900	2	BOLT, cge, 5/16NC x 6-1/4	
		2	919441 NUT, lock, 5/16NC	
17	528807	2	SPACER, bearing slide	

Continued

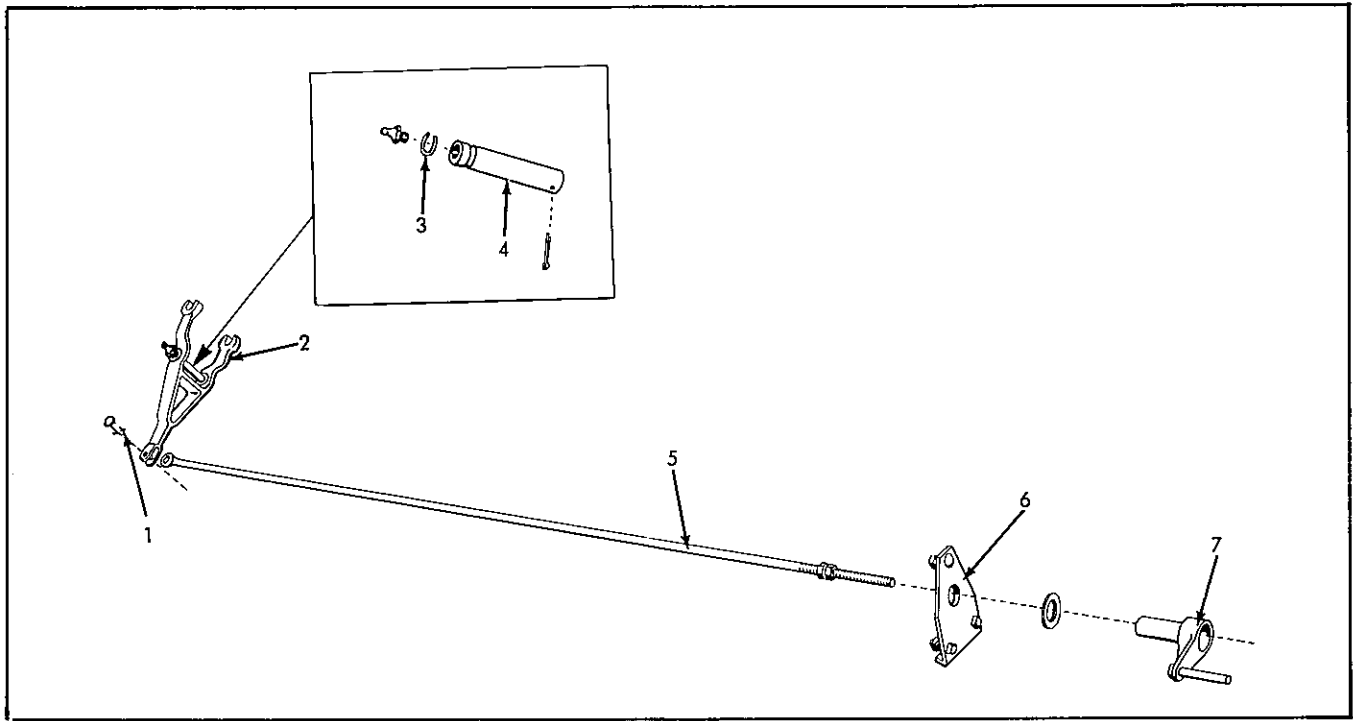
CYLINDER (Cont'd.)

ITEM	PART NUMBER	QTY.	DESCRIPTION	ASSEMBLY OR PACKAGE NO.
18	919260	2	CAPSCREW, cylinder adjusting, 5/8NC x 3-1/4	
		1	922088 WASHER, 23/32 x 1-1/4 x 16 Ga.	
		1	922108 NUT, lock, 5/8NC	
19	528806	2	CLIP, bearing slide	
		2	919414 BOLT, cge, 5/16NC x 3/4	
		2	919311 LOCKWASHER, 5/16	
		2	917372 NUT, 5/16NC	
20	538284	1	SUPPORT, cyl. side, L.H. rear (Ser. No. 2933 & up)	
		3	919414 BOLT, cge, 5/16NC x 3/4	
		3	919311 LOCKWASHER, 5/16	
		3	917642 WASHER, 5/16	
		3	917372 NUT, 5/16NC	
21	538285	2	SUPPORT, position indicator (Used on Ser. No. 2933 & up)	
		1	916431 CAPSCREW, 5/16NC x 1	
		1	919311 LOCKWASHER, 5/16	
		1	917372 NUT, 5/16NC	
22	524245	2	SCALE, position indicator	
		2	916081 SCREW, mach. 1/4NC x 1/2	
		2	916955 WASHER, 1/4 x 9/16 x 18 Ga.	
		2	919310 LOCKWASHER, 1/4	
		2	916622 NUT, 1/4NC	
23	528824	1	INDICATOR, position, L.H.	
		2	917390 CAPSCREW, 1/4NC x 3/8	
		2	919310 LOCKWASHER, 1/4	
24	538287	2	RETAINER, bearing slide plate, L.H.	
		2	916431 CAPSCREW, 5/16NC x 1	
		2	919311 LOCKWASHER, 5/16	
		2	917372 NUT, 5/16NC	
		2	917642 WASHER, 5/16	
25	528192	1	CLIP, inspection hole cover	
		1	916944 BOLT, cge, 1/4NC x 3/4	
		1	919310 LOCKWASHER, 1/4	
		1	916622 NUT, 1/4NC	
26	528518	1	BEARING, ball, L.H.	
27	528811	1	HOUSING, bearing, L.H.	
		3	917400 CAPSCREW, 3/8NC x 1-1/4	
		3	919312 LOCKWASHER	
		3	916950 NUT, 3/8NC	
		1	914465 FITTING, lube, str, 1/8" Pt.	
28	538285	2	SUPPORT, position indicator (Supersedes 528817)	
		2	919413 BOLT, cge, 5/16NC x 5/8	
		2	919311 LOCKWASHER, 5/16	
		2	917372 NUT, 5/16NC	
29	538288	4	RETAINER, bearing slide plate, R.H. (Supersedes 528825)	
		2	921158 BOLT, cge, 5/16NC x 1	
		2	919311 LOCKWASHER, 5/16	
		2	917372 NUT, 5/16NC	

Continued

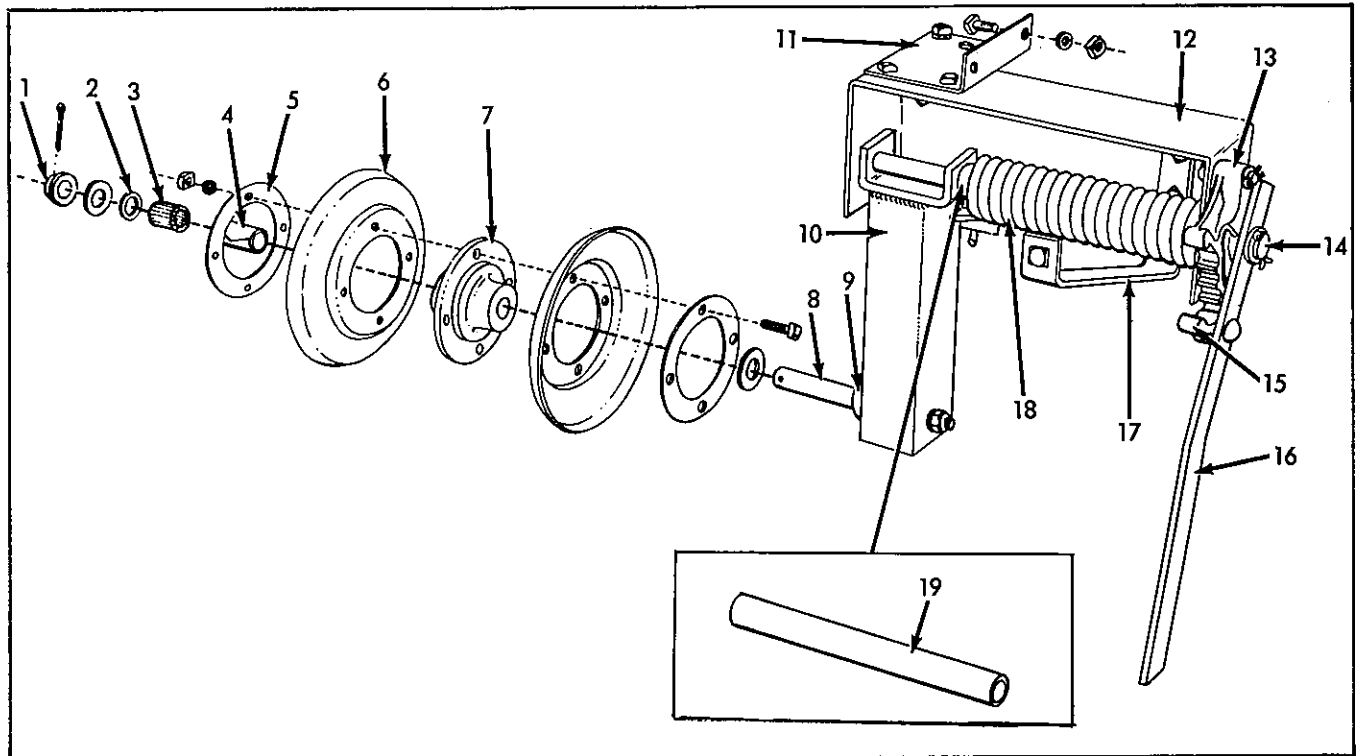
CYLINDER (Cont'd.)

ITEM	PART NUMBER	QTY.	DESCRIPTION	ASSEMBLY OR PACKAGE NO.
30	538286	4	SHIM, bearing slide plate (Supersedes 528816)	
31	528808	1	PLATE ASSY., bearing, slide, L.H. (prior to Ser. No. 2933)	
32	517948	1	HUB ASSY., sheave, outer (Incl. SETSCREW)	
		1	902872 SETSCREW, hex socket hd 1/2NC x 1/2	
		1	910916 LOCKWASHER, 1"	
		1	910174 NUT, 1"NF	
33	524140	1	SHEAVE ASSY., outer (Incl. HUB)	
		1	910916 LOCKWASHER, 1"	
		1	910174 NUT, 1"NF	
33	524142	1	SHEAVE	
		6	913613 RIVET, 5/16 x 15/16	
34	508971	1	BELT, cylinder drive	
35	524141	1	SHEAVE ASSY., inner (Incl. HUB)	
		3	920207 CAPSCREW, 1/2NCx 3	
		3	916966 LOCKWASHER, 1/2	
		3	916951 NUT, 1/2NC	
		1	914465 FITTING, lube, str. 1/8 pt	
36	507116	1	RING, snap	
37	510314	1	SEAL, bearing	
38	510313	1	BEARING, ball, sheave hub	
39	510239	1	HOUSING, bearing	
		1	915273 FITTING, lube, 30°, 1/8" pt	
40	528820	1	SUPPORT, side, RH rear	
		3	919413 BOLT, cge, 5/16NC x 5/8	
		3	919311 LOCKWASHER, 5/16	
		3	917372 NUT, 5/16NC	
41	528821	1	SUPPORT, side, RH front	
		3	919413 BOLT, cge, 5/16NC x 5/8	
		3	919311 LOCKWASHER, 5/16	
		3	917372 NUT, 5/16NC	
42	528823	1	INDICATOR, position, RH	
		2	917390 CAPSCREW, 1/4NC x 3/8	
		2	919310 LOCKWASHER, 1/4	
43	510236	1	CAP, bearing, housing, RH	
		3	921934 BOLT, cge., 3/8NC x 2	
		3	919312 LOCKWASHER, 3/8	
		3	916950 NUT, 3/8NC	
44	528818	1	PLATE, cap, RH	
		6	917372 NUT, 5/16NC	
		6	919311 LOCKWASHER, 5/16	
45	510317	1	PLATE, side brace	
		4	917397 CAPSCREW, 5/16NC x 3/4	
		4	919311 LOCKWASHER, 5/16	
		4	917372 NUT, 5/16NC	
		2	919312 LOCKWASHER, 3/8	
		2	908127 CAPSCREW, 3/8NC x 3/4	
		2	916950 NUT, 3/8NC	
46	528812	1	PLATE ASSY., bearing slide, RH	
47	528519	1	BEARING, ball, RH	
48	528822	1	HOUSING, bearing, RH	
		3	921934 BOLT, cge, 3/8NC x 2	
		3	919312 LOCKWASHER, 3/8	
		3	916950 NUT, 3/8NC	
		1	915273 FITTING, lube, 30°, 1/8 PT	
49	510310	1	COLLAR, outer, RH	
50	510237	1	HUB, inner sheave	
		1	914465, FITTING, lube, str. 1/8 PT	



SPEED ADJUSTER

ITEM	PART NUMBER	QTY.	DESCRIPTION	ASSEMBLY OR PACKAGE NO.
1	917648	1	PIN, yoke 1 918452 PIN, cotter, 1/8 x 1	
2	507029	1	YOKE, adjusting	
3	523809	1	RING, snap	
4	523810	1	PIN, adjusting yoke 1 918458 PIN, cotter, 3/16 x 1 1 912808 FITTING, lubrication, 1/4 x 1/2	
5	507120	1	ROD, adjusting 2 916951 NUT, 1/2NC 1 916966 LOCKWASHER, 1/2	
6	509003	1	BRACKET, adjusting rod 2 907731 CAPSCREW, 3/8NC x 1 2 919312 LOCKWASHER, 3/8 2 916950 NUT, 3/8NC	
7	507122	1	CRANK, speed adjusting 1 922094 WASHER, 1-3/16 x 2 x #10	



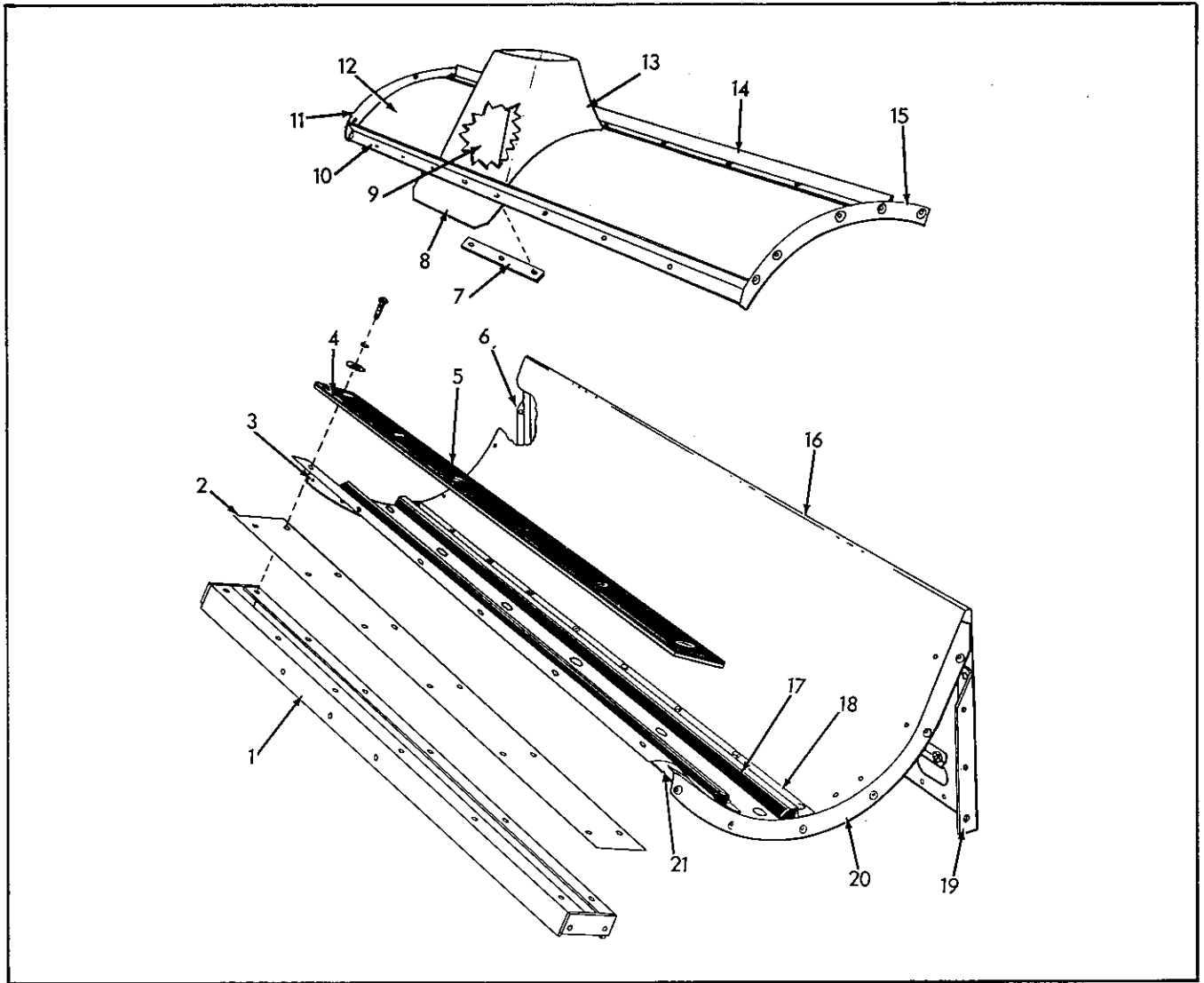
CYLINDER BELT IDLER

ITEM	PART NUMBER	QTY.	DESCRIPTION	ASSEMBLY OR PACKAGE NO.
1	509033	1	COLLAR, thrust 1 922002 PIN, cotter, 3/16 x 2-1/4	
2	510340	1	CAP, bearing	
3	510526	1	BEARING, roller	
4	510527	1	RACE, bearing	
5	510342	2	PLATE, reinforcing	
6	510341	2	SHEAVE 4 917400 CAPSCREW, 3/8NC x 1-1/4 4 919312 LOCKWASHER, 3/8 4 916950 NUT, 3/8NC	
7	510337	1	HUB ASSY., (Incl. HUB, BEARING & CAP) 2 920753 WASHER, 29/32 x 1-3/4 x #12 1 914465 FITTING, lubrication, 1/8PT, str.	
8	517737	1	PIN, idler 1 917373 LOCKWASHER, 5/8 1 915726 NUT, 5/8NC	
9	516090	1	COLLAR ASSY. (Incl. SETSCREW) 1 902872 SETSCREW, 1/4NC x 1/2	
10	517731	1	ARM ASSY., idler	
11	510326	1	GUSSET, idler bracket 2 908127 CAPSCREW, 3/8NC x 3/4 2 919312 LOCKWASHER, 3/8 2 916950 NUT, 3/8NC	

Continued

CYLINDER BELT IDLER (Cont'd)

ITEM	PART NUMBER	QTY.	DESCRIPTION	ASSEMBLY OR PACKAGE NO.
12	510328	1	BRACKET ASSY., idler 2 908127 CAPSCREW, 3/8NC x 3/4 1 907731 CAPSCREW, 3/8NC x 1 1 908304 CAPSCREW, 1/2NC x 1 3 919312 LOCKWASHER, 3/8 1 916966 LOCKWASHER, 1/2 3 916950 NUT, 3/8NC 1 916951 NUT, 1/2NC	
13	508973	1	PAWL, RATCHET 1 919327 WASHER, 17/32 x 15/16 x #16 1 918452 PIN, cotter, 1/8 x 1	
14	517736	1	SHAFT, pivot 2 919391 WASHER, 29/32 x 1-1/2 x #12 2 918459 PIN, 3/16 x 1-1/2	
15	508974	1	PAWL, lever 1 918452 PIN, cotter, 1/8 x 1	
16	517729	1	LEVER ASSY., adjusting 1 919391 WASHER, 29/32 x 1-1/2 x #12 1 918459 PIN, cotter, 3/16 x 1-1/2	
17	510343	1	BRACE, idler bracket 2 907731 CAPSCREW, 3/8NC x 1 2 919312 LOCKWASHER, 3/8 2 916950 NUT, 3/8NC	
18	509040	1	SPRING ASSY. (Incl. RATCHET)	
19	508945	1	SPACER, spring	



CYLINDER FRAME

ITEM	PART NUMBER	QTY.	DESCRIPTION	ASSEMBLY OR PACKAGE NO.
1	533220	1	FRAME ASSY., ledgerplate 4 917397 CAPSCREW, 5/16NC x 3/4 4 919311 LOCKWASHER, 5/16 4 917372 NUT, 5/16NC	
2	533226	1	EXTENSION, concave	
3	510321	1	SUPPORT, RH 1 910989 RIVET, 3/16 x 3/4 4 910282 RIVET, 3/16 x 1/2	
4	501904	1	PLATE ASSY., concave ledger 6 917397 CAPSCREW, 5/16NC x 3/4 6 919326 WASHER, 11/32 x 3/4 x #16 6 919311 LOCKWASHER, 5/16	
5	507628	1	LAGGING SET, concave (Incl. LAGGING & RIVETS)	
6	501764	1	SUPPORT, rear, RH 3 910989 RIVET, 3/16 x 3/4 2 910516 RIVET, 3/16 x 7/16 1 910990 RIVET, 5/16 x 5/8	

Continued

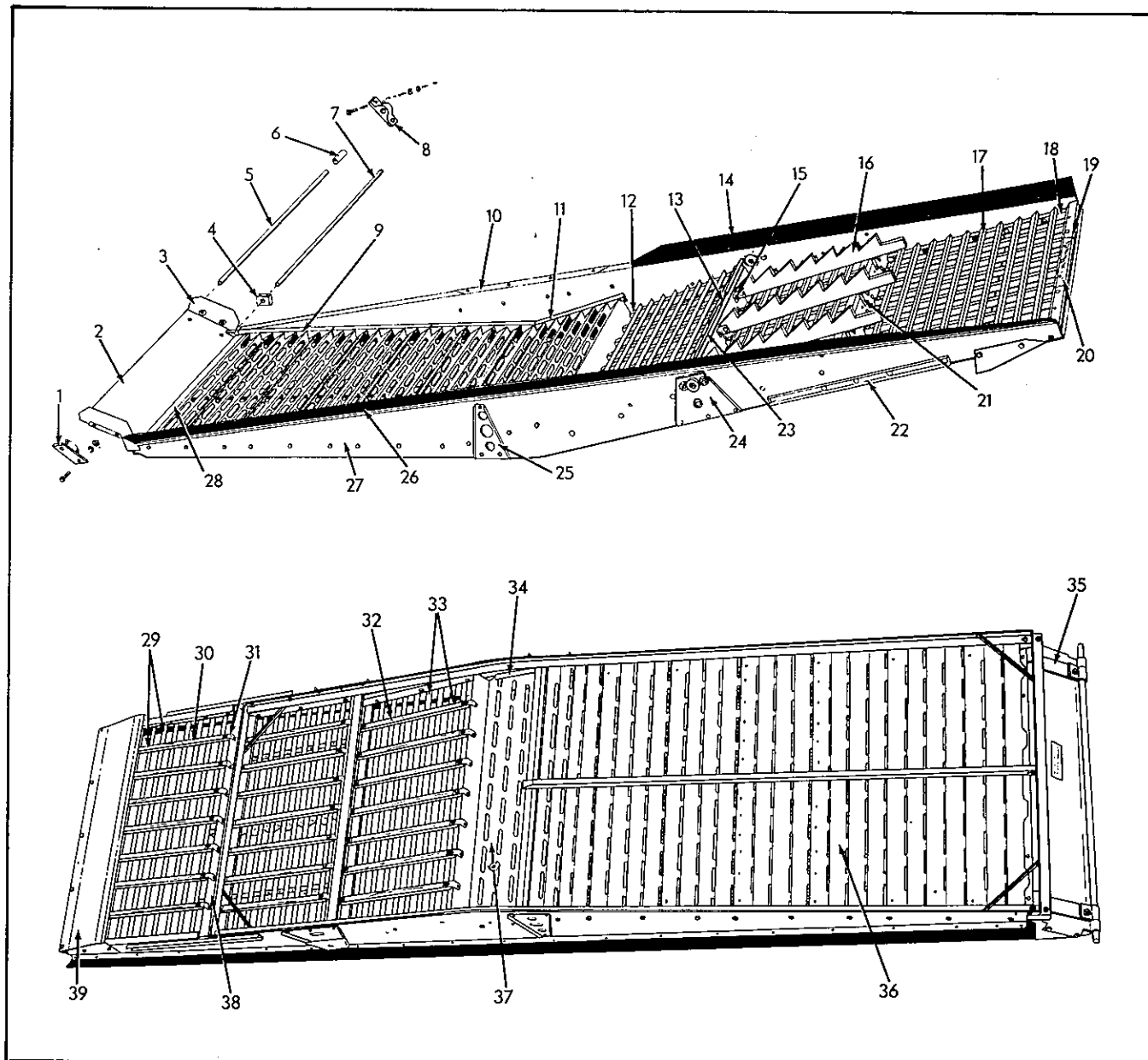
CYLINDER FRAME (Cont'd)

ITEM	PART NUMBER	QTY.	DESCRIPTION	ASSEMBLY OR PACKAGE NO.
7	528485	1	REINFORCEMENT, tailings boot cushion	
8	526381	1	DEFLECTOR, cylinder housing 3 913163 RIVET, 3/16 x 7/8	
9	502370	1	CUSHION, tailings spout boot 4 911008 RIVET, 3/16 x 3/8 3 913163 RIVET, 3/16 x 7/8	
10	533224	1	REINFORCEMENT, cylinder housing 4 910516 RIVET, 3/16 x 7/16 2 910296 RIVET, 3/16 x 5/8	
11	501752	1	SUPPORT, cylinder housing, RH 1 910282 RIVET, 3/16 x 1/2 3 910516 RIVET, 3/16 x 7/16 2 907727 CAPSCREW, 1/4NC x 5/8 2 919310 LOCKWASHER, 1/4 2 916622 NUT, 1/4NC	
12	534299	1	HOUSING ASSY., cylinder (Incl. HOUSING, ANGLES, REINFORCEMENTS & BOOT) 1 910282 RIVET, 3/16 x 1/2 3 900767 RIVET, 3/16 x 1/2 2 907727 CAPSCREW, 1/4NC x 5/8 2 919310 LOCKWASHER, 1/4 2 916622 NUT, 1/4NC	
13	526383	1	BOOT ASSY., tailings spout (Incl. SPOUT & CUSHION) 3 913163 RIVET, 3/16 x 7/8 2 910516 RIVET, 3/16 x 7/16	
14	501750	1	ANGLE, cylinder housing reinforcing 4 910516 RIVET, 3/16 x 7/16 2 910296 RIVET, 3/16 x 5/8	
15	501753	1	SUPPORT, cylinder housing, LH 2 900767 RIVET, 3/16 x 1/2 3 910516 RIVET, 3/16 x 7/16	
16	514687	1	CONCAVE ASSY. (Incl. CONCAVE, SUPPORTS, RUBBER CONCAVES, BARS & SUPPORT ANGLE)(Riveted)	
	517610	1		CONCAVE 20 910516 RIVET, 3/16 x 7/16 4 910990 RIVET, 5/16 x 5/8
17	535533	2	CONCAVE, rubber	
18	513658	2	BAR, concave 2 919414 BOLT, cge., 5/16NC x 3/4 7 919413 BOLT, cge., 5/16NC x 5/8 9 919311 LOCKWASHER, 5/16 9 917372 NUT, 5/16NC	
19	501763	1	SUPPORT, rear, LH 2 910282 RIVET, 3/16 x 1/2 1 910990 RIVET, 5/16 x 5/8	
20	501769	1	SUPPORT, LH 6 900767 RIVET, 3/16 x 1/2	

Continued

CYLINDER FRAME (Cont'd)

ITEM	PART NUMBER	QTY.	DESCRIPTION	ASSEMBLY OR PACKAGE NO.
21	501766	1	SUPPORT, concave 4 910516 RIVET, 3/16 x 7/16 2 910990 RIVET, 5/16 x 5/8	



STRAW RACK

ITEM	PART NUMBER	QTY.	DESCRIPTION	ASSEMBLY OR PACKAGE NO.
-	524544	1	STRAW RACK ASSY., complete (Incl. HANGER PLATE ASSY.)	
1	535565	1	BEARING, hanger, rear	
		2	916431 CAPSCREW, 5/16NC x 1	
		2	919310 LOCKWASHER, 1/4	
		2	916622 NUT, 1/4NC	
		1	914465 FITTING, lubrication, 1/8PT, short, str.	
2	519987	1	PLATE ASSY., hanger (Incl. RUBBER SHIELD)	
		4	919319 CAPSCREW, 5/16NC x 7/8	
		4	919311 LOCKWASHER, 5/16	
		4	917372 NUT, 5/16NC	

Continued

STRAW RACK (Cont'd)

ITEM	PART NUMBER	QTY.	DESCRIPTION	ASSEMBLY OR PACKAGE NO.
3	501631	2	LAGGING, rack hanger 2 916081 SCREW, 1/4NC x 1/2 2 917377 WASHER, 5/16 x 3/4 x #16 2 919310 LOCKWASHER, 1/4 2 916622 NUT, 1/4NC	
4	501623	2	BLOCK, bearing 2 922594 BOLT, cge., 1/4NC x 2-1/4 2 919310 LOCKWASHER, 1/4 2 916622 NUT, 1/4NC	
5	501629	1	SHAFT, hanger, upper (5/8 x 31-9/16)	
6	520148	2	SPACER, straw rack hanger upper shaft	
7	519990	1	SHAFT, hanger, lower (5/8 x 29-1/2)	
8	535566	1	BEARING, hanger, front 2 922035 SCREW, machine, 5/16 x 1 2 919310 LOCKWASHER, 1/4 2 916622 NUT, 1/4NC 1 915276 FITTING, lubrication, 90°, 1/8	
9	520028	3	CLIP, section hold down front	
	520029	3	CLIP, section hold down, rear 3 924352 SCREW, self tapping, #14 x 5/8 3 915999 NUT, speed, 14A	
10	520036	1	GUARD, straw rack 4 910160 SCREW, self tapping, #10 x 1/2 5 919308 SCREW, machine, 1/4NC x 3/8 5 916205 NUT, speed, 1/4	
11	520027	1	CLIP, section hold down front (straight section)	
	520030	1	CLIP, section hold down rear (straight section) 3 924352 SCREW, self tapping, #14 x 5/8 3 915999 NUT, speed, 14A	
12	520022	4	RAIL, short section 4 919456 BOLT, 1/4NC x 1-1/4 4 917377 WASHER, 5/16 x 3/4 x #16 4 919310 LOCKWASHER, 1/4 4 916622 NUT, 1/4NC	
13	524371	1	ROD, drive end bearing plate 2 919312 LOCKWASHER, 3/8 2 916950 NUT, 3/8NC	
14	520005	1	SHIELD, rack side, front 14 911200 RIVET, tubular, 3/16 x 1/4	
15	521465	3	CLIP, fishback attaching 1 908295 CAPSCREW, 1/4NC x 1/2 1 919310 LOCKWASHER, 1/4 1 916622 NUT, 1/4NC	

Continued

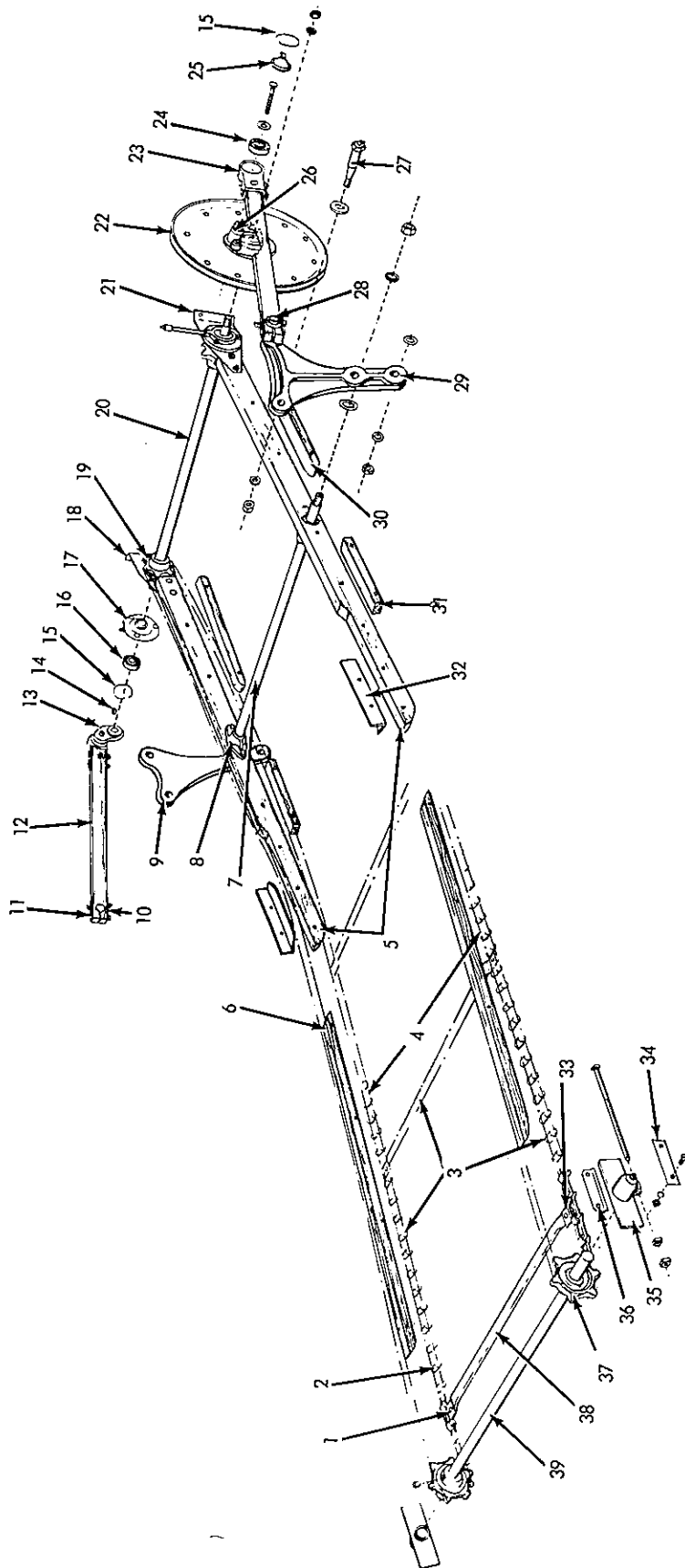
STRAW RACK (Cont'd)

ITEM	PART NUMBER	QTY.	DESCRIPTION	ASSEMBLY OR PACKAGE NO.
16	520033	3	FISHBACK, rack 1 922999 BOLT, cge., 1/4NC x 2-3/4 1 919456 BOLT, cge., 1/4NC x 1-1/4 2 919310 LOCKWASHER, 1/4 2 916622 NUT, 1/4NC	
17	501060	26	SLAT 9 910835 NAIL	
18	520025	2	RAIL, long section 3 919456 BOLT, cge., 1/4NC x 1-1/4 3 921920 BOLT, cge., 1/4NC x 1-1/2 3 917377 WASHER, 5/16 x 3/4 x #16 6 919310 LOCKWASHER, 1/4 6 916622 NUT, 1/4NC	
19	523557	1	COVER, cross rail	
20	520032	2	RAIL, cross 5 921922 BOLT, cge., 1/4NC x 2 5 919311 LOCKWASHER, 5/16 5 916622 NUT, 1/4NC	
21	519998	3	CLIP, fishback attaching 1 908295 CAPSCREW, 1/4NC x 1/2 1 919310 LOCKWASHER, 1/4 1 916622 NUT, 1/4NC	
22	520035	2	CONNECTOR, extension 5 921920 BOLT, cge., 1/4NC x 1-1/2 5 919311 LOCKWASHER, 5/16 5 916622 NUT, 1/4NC	
23	524370	1	SUPPORT, drive end bearing plate 2 923312 BOLT, cge., 1/4NC x 1-3/4 7 921920 BOLT, cge., 1/4NC x 1-1/2 9 917377 WASHER, 5/16 x 3/4 x #16 9 919310 LOCKWASHER, 1/4 9 916622 NUT, 1/4NC	
24	524367	2	BEARING ASSY., dirve end 3 910892 RIVET, 1/4 x 3/4 1 919357 CAPSCREW, 3/8NC x 7/8 1 917378 WASHER, 7/16 x 1 x #14 1 919312 LOCKWASHER, 3/8 1 916950 NUT, 3/8NC	
25	520031	2	BRACKET, rack side 1 910516 RIVET, 3/16 x 7/16 2 915261 RIVET, 3/16 x 9/16	
26	520008	1	SHIELD, rack side, rear 20 911200 RIVET, tubular, 3/16 x 1/4	
27	524545	1	FRAME & SIDE ASSY., (Welded)(Incl. SUPPORTS, BRACES, SIDES, & DRIVE BEARINGS)	
28	519989	1	SHIELD, hanger plate 7 910542 RIVET, tubular, 3/16 x 5/16	

Continued

STRAW RACK (Cont'd)

ITEM	PART NUMBER	QTY.	DESCRIPTION	ASSEMBLY OR PACKAGE NO.
29	520021	2	SECTION ASSY., short (wood)(Incl. SLATS, RAILS & SUPPORTS) 6 919456 BOLT, cge., 1/4NC x 1-1/4 6 917377 WASHER, 5/16 x 3/4 x #16 6 919310 LOCKWASHER, 1/4 6 916622 NUT, 1/4NC	
30	520023	14	SUPPORT, short section 1 919456 BOLT, cge., 1/4NC x 1-1/4 1 921922 BOLT, cge., 1/4NC x 2 1 917377 WASHER, 5/16 x 3/4 x #16 2 919310 LOCKWASHER, 1/4 2 916622 NUT, 1/4NC	
31	519997	21	CLIP, baffle connecting 1 910280 RIVET, 3/16 x 3/8	
32	520026	7	SUPPORT, long section 1 919456 BOLT, cge., 1/4NC x 1-1/4 1 919310 LOCKWASHER, 1/4 1 916622 NUT, 1/4NC	
33	520024	1	SECTION ASSY., long (wood)(Incl. SLATS, RAILS & SUPPORTS) 6 921920 BOLT, cge., 1/4NC x 1-1/2 6 919456 BOLT, cge., 1/4NC x 1-1/4 6 917377 WASHER, 5/16 x 3/4 x #16 12 919310 LOCKWASHER, 1/4 12 916622 NUT, 1/4NC	
34	520004	2	SUPPORT, step section 2 911200 RIVET, 3/16 x 1/4	
35	501627	2	HANGER, straw rack 2 919319 CAPSCREW, 5/16NC x 7/8 2 919311 LOCKWASHER, 5/16 2 917372 NUT, 5/16NC	
36	520016	3	SECTION ASSY., straight 6 924352 SCREW, self tapping, #14 x 5/8 6 915999 NUT, speed, 14A	
37	520019	1	SECTION ASSY., step (Incl. SECTION & CLIPS) 6 924352 SCREW, self tapping, #14 x 5/8 6 915999 NUT, speed, 14A	
38	519999	2	RISER ASSY., RH & LH (Incl. RISER & CLIPS)	
39	520034	1	PAN, return 4 919456 BOLT, cge., 1/4NC x 1-1/4 4 919310 LOCKWASHER, 1/4 4 916622 NUT, 1/4NC	



GRAIN DRAG & ROCKER ARMS

GRAIN DRAG & ROCKER ARMS

ITEM	PART NUMBER	QTY.	DESCRIPTION	ASSEMBLY OR PACKAGE NO.
1	515770	11	LINK, attaching, LH (55-AIL.)(front chain) 1 910311 RIVET, 1/4 x 1/2	
2	----- 543133	254 -	LINK, chain CHAIN, bulk - 10 ft. length	
3	507188	1	RADDLE ASSY., (Incl. CHAIN & SLATS)	
4	515457	1	CHAIN SET, raddle (Incl. FRONT & REAR CHAINS)	
5	501806	2	RAIL, grain drag 1 921922 BOLT, cge., 1/4NC x 2 3 923312 BOLT, cge., 1/4NC x 1-3/4 2 921929 BOLT, cge., 5/16NC x 2 4 919310 LOCKWASHER, 1/4 2 919311 LOCKWASHER, 5/16 4 916622 NUT, 1/4NC 4 917372 NUT, 5/16NC	
6	507189	2	GUIDE, LH 4 923312 BOLT, cge., 1/4NC x 1-3/4 4 919310 LOCKWASHER, 1/4 4 916622 NUT, 1/4NC	
7	501087	1	SHAFT, rocker arm 2 915276 FITTING, lubrication, 90°, 1/8	
8	501047	2	BEARING, rocker arm shaft 2 907730 CAPSCREW, 5/16NC x 2-1/4 2 919311 LOCKWASHER, 5/16 2 917372 NUT, 5/16NC	
9	526433	1	ARM, rocker, front 1 919332 LOCKWASHER, 3/4 1 919333 NUT, 3/4NF 1 914465 FITTING, lubrication, short, str., 1/8	
10	507179	2	PLATE, lower	
11	507178	2	PLATE, pitman, upper 1 915275 FITTING, lubrication, 67-1/2°, 1/8 2 921924 BOLT, cge., 1/4NC x 2-1/2 4 916622 NUT, 1/4NC	
12	507177	2	PITMAN 2 919392 WASHER, 29/32 x 1-1/2 x #16 1 910320 PIN, cotter, 5/32 x 1-1/2 2 919355 CAPSCREW, 5/16NC x 2-1/2 1 921928 BOLT, cge., 5/16NC x 1-3/4 1 917642 WASHER, 11/32 x 1-1/2 x #12 3 919311 LOCKWASHER, 5/16 3 917372 NUT, 5/16NC	
13	535486	1	CRANK, straw rock, front 1 918241 NUT, 5/8NF 1 917373 LOCKWASHER, 5/8	
14	535515	2	KEY (1/4 x 1/4 x 5/8)	
15	535548	4	RING, snap	
16	205756	2	BEARING, ball, drive shaft	

Continued

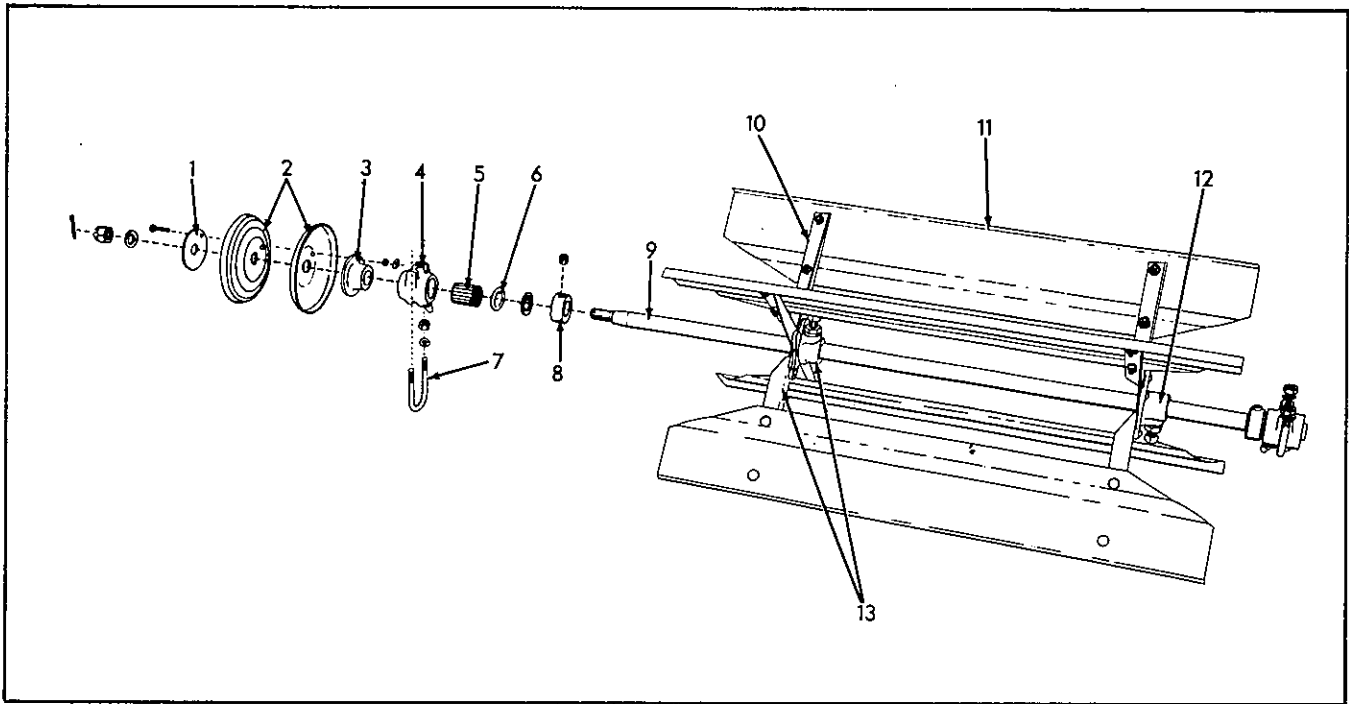
GRAIN DRAG & ROCKER ARMS (Cont'd)

ITEM	PART NUMBER	QTY.	DESCRIPTION	ASSEMBLY OR PACKAGE NO.
17	535483	2	HOUSING, drive shaft bearing 3 919323 BOLT, 5/16NC x 7/8 3 919311 LOCKWASHER, 5/16 3 917372 NUT, 5/16NC 1 915276 FITTING, 90°, 1/8 1 901473 NIPPLE, 1/8 x 4 1 901763 COUPLING, 1/8	Rear Bearing
18	535738	1	BRACKET, drive shaft, front 1 907730 CAPSCREW, 5/16NC x 2-1/4 1 921929 BOLT, cge., 5/16NC x 2 2 917397 CAPSCREW, 5/16NC x 3/4 4 919311 LOCKWASHER, 5/16 4 917372 NUT, 5/16NC	
19	517806	2	SPROCKET ASSY., raddle drive (Incl. SETSCREW) 1 902872 SETSCREW, 1/4NC x 1/2 1 905126 KEY, woodruff, 1/4 x 1	
20	515657	1	SHAFT, drive (1-1/8 x 37-11/32)	
21	535493	1	BRACKET, drive shaft, rear 1 907730 CAPSCREW, 5/16NC x 2-1/4 1 921929 BOLT, cge., 5/16NC x 2 2 917397 CAPSCREW, 5/16NC x 3/4 4 919311 LOCKWASHER, 5/16 4 917372 NUT, 5/16NC	
22	520065	1	SHEAVE, drive 6 916019 CAPSCREW, 1/4NC x 3/4 6 919310 LOCKWASHER, 1/4 6 916622 NUT, 1/4NC	
23	506878	2	HOUSING, straw rack pitman bearing 2 919355 CAPSCREW, 5/16NC x 2-1/2 1 921928 BOLT, cge., 5/16NC x 1-3/4 1 917642 WASHER, 11/32 x 1-1/2 x #12 3 919311 LOCKWASHER, 5/16 3 917372 NUT, 5/16NC	
24	805050	2	BEARING, ball, pitman 1 923033 BOLT (front bearing), 3/8NC x 2-1/4 1 923034 BOLT (rear bearing), 3/8NC x 3 1 922096 WASHER, 7/16 x 1-3/8 x #12 1 919312 LOCKWASHER, 3/8 1 916950 NUT, 3/8NC	
25	500369	2	CAP, bearing housing	
26	535487	1	HUB, sheave crank 1 917373 LOCKWASHER, 5/8 1 918241 NUT, 5/8NF	
27	501201	2	SHAFT, stub, straw rack drive 1 919389 WASHER, 49/64 x 1-3/8 x #12 1 917373 LOCKWASHER, 5/8 1 918241 NUT, 5/8NF 1 915276 FITTING, lubrication (front shaft), 90°, 1/8 1 914465 FITTING, lubrication (rear shaft), 1/8, short, str	

Continued

GRAIN DRAG & ROCKER ARMS (Cont'd)

ITEM	PART NUMBER	QTY.	DESCRIPTION	ASSEMBLY OR PACKAGE NO.
28	535526	2	PIN, rocker arm 1 918241 NUT, 5/8NF 1 917373 LOCKWASHER, 5/8	
29	526434	1	ARM, rocker, rear 1 919332 LOCKWASHER, 3/4 1 919333 NUT, 3/4NF 1 915276 FITTING, lubrication, 90°, 1/8	
30	507191	2	GUIDE, chain, RH 2 921922 BOLT, cge., 1/4NC x 2 2 919310 LOCKWASHER, 1/4 2 916622 NUT, 1/4NC	
31	507190	2	GUIDE, chain, center 2 921922 BOLT, cge., 1/4NC x 2 2 919310 LOCKWASHER, 1/4 2 916622 NUT, 1/4NC	
32	535495	2	ANGLE, hold down 1 907727 CAPSCREW, 1/4NC x 5/8 1 919351 CAPSCREW, 1/4NC x 7/8 2 919310 LOCKWASHER, 1/4 2 916622 NUT, 1/4NC	
33	515769	11	LINK, attaching, RH (55-AIR.)(Rear Chain) 1 910311 RIVET, 1/4 x 1/2	
34	501928	2	GUIDE, idler bearing, lower 2 916943 BOLT, 1/4NC x 5/8 2 919310 LOCKWASHER, 1/4 2 916622 NUT, 1/4NC	
35	531213	2	BEARING, idler shaft, LH 1 916893 BOLT, 3/8NC x 6-3/4 2 922623 NUT, 3/8NC 1 915276 FITTING, lubrication (front bearing), 90°, 1/8 1 914465 FITTING, lubrication (rear bearing), 1/8, short, str.	
36	511870	2	SLIDE, raddle bearing 2 916943 BOLT, 1/4NC x 5/8 2 919310 LOCKWASHER, 1/4 2 916622 NUT, 1/4NC	
37	520082	2	SPROCKET ASSY., raddle idler (6T)(Incl. SETSCREW) 1 902872 SETSCREW, 1/4NC x 1/2	
38	507472	11	SLAT ASSY., (Incl. ATTACHING LINK)	
	506971	11	SLAT, raddle 2 910311 RIVET, 1/4 x 1/2	
39	535532	1	SHAFT, idler	



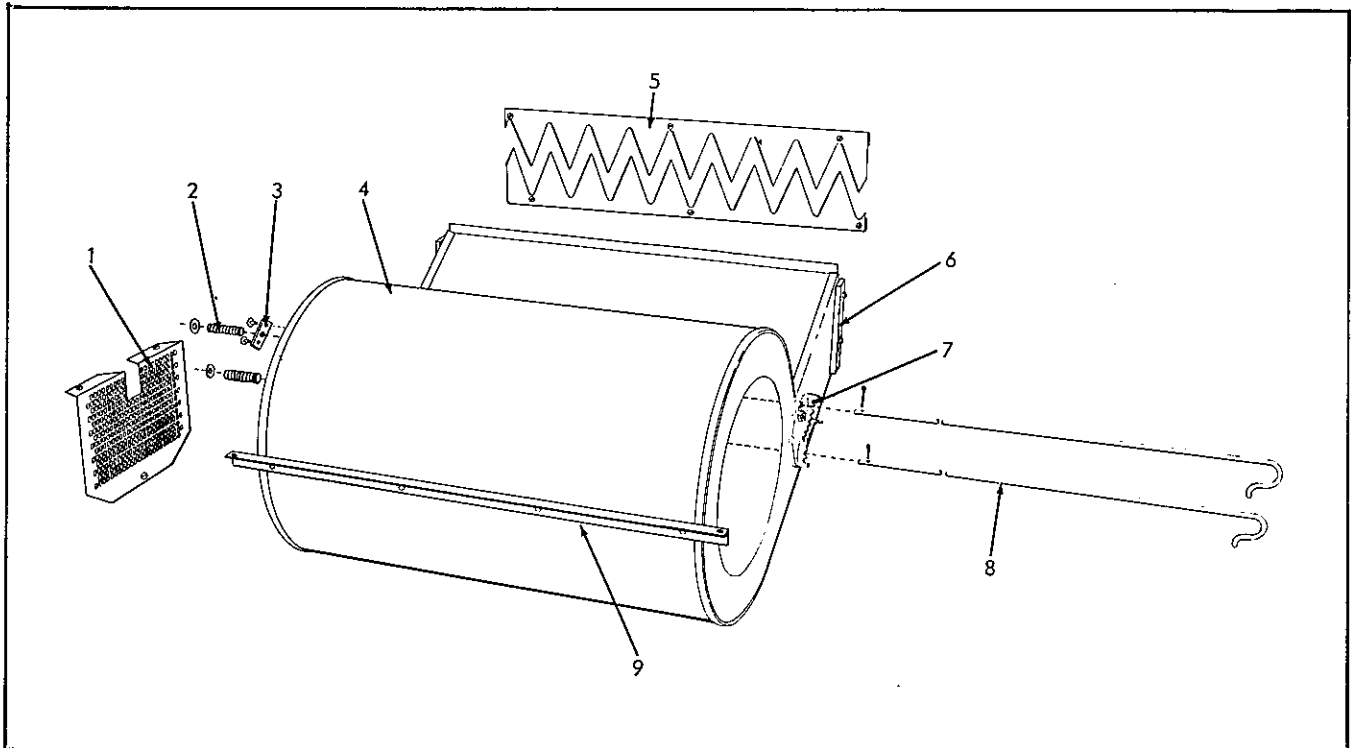
FAN

ITEM	PART NUMBER	QTY.	DESCRIPTION	ASSEMBLY OR PACKAGE NO.
1	500178	1	REINFORCEMENT	
2	507181	2	SHEAVE 1 917396 CAPSCREW, 1/4NC x 1 1 919310 LOCKWASHER, 1/4 1 916622 NUT, 1/4NC	
3	535563	1	HUB, sheave 1 917373 LOCKWASHER, 5/8 1 919437 NUT, 5/8NF 1 910320 PIN, cotter, 5/32 x 1-1/2	
4	501730	2	HOUSING ASSY., bearing (Incl. BEARING & CAP) 1 915275 FITTING, lubrication, 67-1/2°, 1/8 1 920580 WASHER, 57/64 x 15/16 x #12	
5	507226	2	BEARING, roller	
6	535475	2	CAP, bearing	
7	501731	2	U-BOLT, bearing 2 919312 LOCKWASHER, 3/8 2 916950 NUT, 3/8NC	
8	516090	2	COLLAR ASSY. (Incl. SETSCREW) 1 902872 SETSCREW, 1/4NC x 1/2	
9	535508	1	SHAFT (7/8 x 38-5/16)	
10	512035	4	ARM, fan spider 2 910989 RIVET, 3/16 x 3/4	
11	512037	4	WING, fan 4 916943 BOLT, 1/4NC x 5/8 4 919310 LOCKWASHER, 1/4 4 916622 NUT, 1/4NC	

Continued
60

FAN (Cont'd)

ITEM	PART NUMBER	QTY.	DESCRIPTION	ASSEMBLY OR PACKAGE NO.
12	512036	2	HUB, fan spider 1 901285 SETSCREW, 1/2NC x 1-1/4 1 916966 LOCKWASHER, 1/2 1 913744 NUT, 1/2NC	
13	518537	2	SPIDER ASSY., (Incl. ARMS & HUB) 1 901285 SETSCREW, 1/2NC x 1-1/4 1 916966 LOCKWASHER, 1/2 1 913744 NUT, 1/2NC	



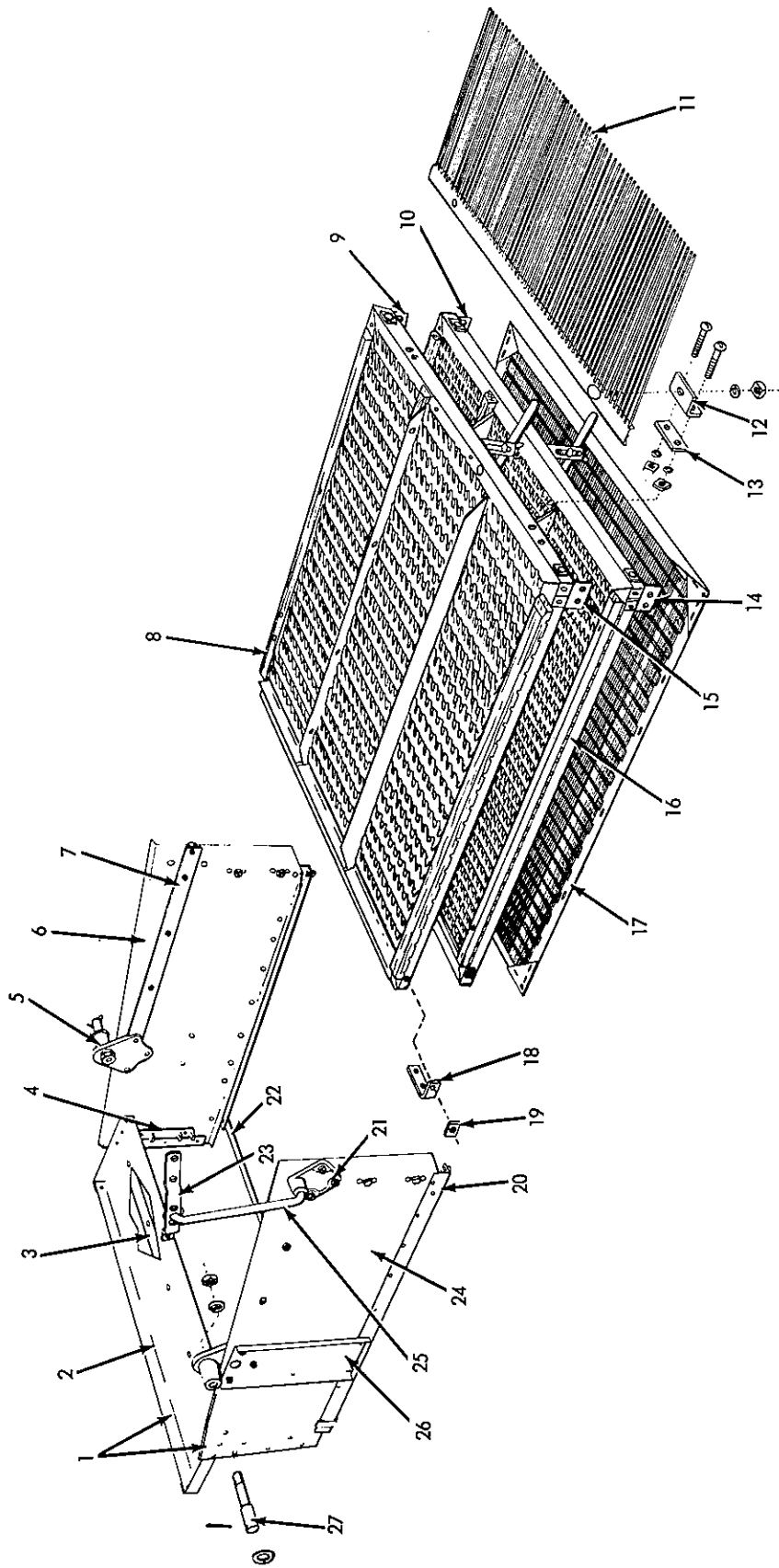
FAN HOUSING

ITEM	PART NUMBER	QTY.	DESCRIPTION	ASSEMBLY OR PACKAGE NO.
1	501733	1	SCREEN, fan drum	
	2	916081	SCREW, machine, 1/4NC x 1/2	
	1	919338	BOLT, cge., 1/4NC x 1/2	
	3	919310	LOCKWASHER, 1/4	
	1	917377	WASHER, 5/16 x 3/4 x #16	
	3	916622	NUT, 1/4NC	
2	501211	2	SPRING	
3	550304	2	BEARING, fan valve	
	2	910282	RIVET, 3/16 x 1/2	
4	501722	1	DRUM ASSY., fan (Incl. SUPPORT ANGLE)	
	2	917451	SCREW, machine, 1/4NC x 1	
	2	916533	SCREW, machine, 1/4NC x 7/8	
	4	919310	LOCKWASHER, 1/4	
	4	916622	NUT, 1/4NC	
5	535500	2	BLADE, valve	
	3	907722	SCREW, machine, 1/4NC x 5/8	
	3	919310	LOCKWASHER, 1/4	
	3	916622	NUT, 1/4NC	
6	501734	2	SPACER, housing (wood)	
7	500696	1	QUADRANT, valve adjusting	
	2	918214	SCREW, machine, 1/4NC x 5/8	
	2	919310	LOCKWASHER, 1/4	
	2	916622	NUT, 1/4NC	
8	510923	2	ROD, valve adjusting	
	1	917378	WASHER, 7/16 x 1 x #14	
	1	918452	PIN, cotter, 1/8 x 1	

Continued

FAN HOUSING (Cont'd)

ITEM	PART NUMBER	QTY.	DESCRIPTION	ASSEMBLY OR PACKAGE NO.
9	501726	1	ANGLE, support 4 910516 RIVET, 3/16 x 7/16	



SIEVE SHOE

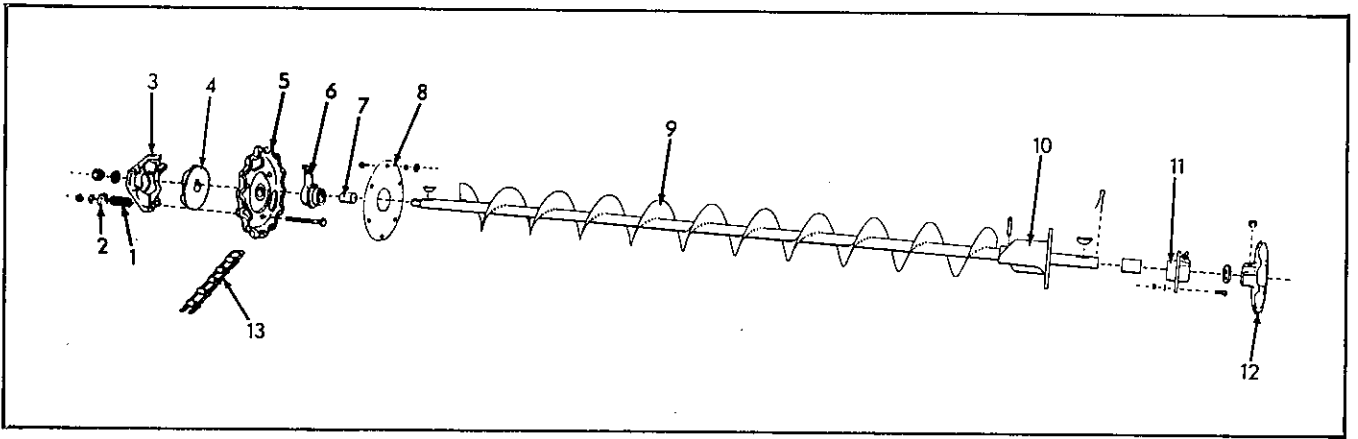
SIEVE SHOE

ITEM	PART NUMBER	QTY.	DESCRIPTION	ASSEMBLY OR PACKAGE NO.
1	516051	1	SHOE ASSY., less sieves (Incl. SIDES, DELIVERY BOARD SIEVE SUPPORTS, REINFORCEMENTS, SIEVE SIDES, PIVOTS & HANGERS)	
2	501654	1	BOARD, delivery 6 910280 RIVET, 3/16 x 3/8 5 910282 RIVET, 3/16 x 1/2 2 907168 RIVET, 4#	
3	535497	1	SUPPORT, delivery 6 915261 RIVET, 3/16 x 9/16	
4	535562	2	SUPPORT, sieve shoe 2 910516 RIVET, 3/16 x 7/16	
5	501517	2	PIVOT, LH 2 913861 RIVET, 1/4 x 7/8 1 910298 RIVET, 1/4 x 3/4	
6	501652	1	SIDE, front	
7	501655	2	BAR, side stiffener 2 915708 RIVET, 1/4 x 9/16	
8	517126	1	CHAFFER, adjustable 2 919318 CAPSCREW, 5/16 NC x 5/8 2 919310 LOCKWASHER, 1/4 2 916622 NUT, 1/4NC 1 919412 BOLT, cge., 1/4NC x 1 1 917377 WASHER, 5/16 x 3/4 x #16 1 919310 LOCKWASHER, 1/4 1 916952 NUT, wing, 1/4NC	
9	520261	1	BRACKET, chaffer attaching, front.	521702
		3	915754 RIVET, 3/16 x 11/16	
10	520263	1	BRACKET, sieve attaching front	521701
		3	915754 RIVET, 3/16 x 11/16	
11	500738	1	TAIL RAKE ASSY. 2 916944 BOLT, 1/4NC x 3/4 2 919310 LOCKWASHER, 1/4 2 916622 NUT, 1/4NC	
12	517129	2	CLIP, tail rake 2 910968 SCREW, machine, #10 x 1 4 916621 NUT, #10NC 2 910533 LOCKWASHER, #10	
13	518183	2	REINFORCEMENT, connecting clip	
14	520262	1	BRACKET, sieve attaching, rear.	521701
		3	915754 RIVET, 3/16 x 11/16	
15	520260	1	BRACKET, chaffer attaching, rear	521702
		3	915754 RIVET, 3/16 x 11/16	

Continued

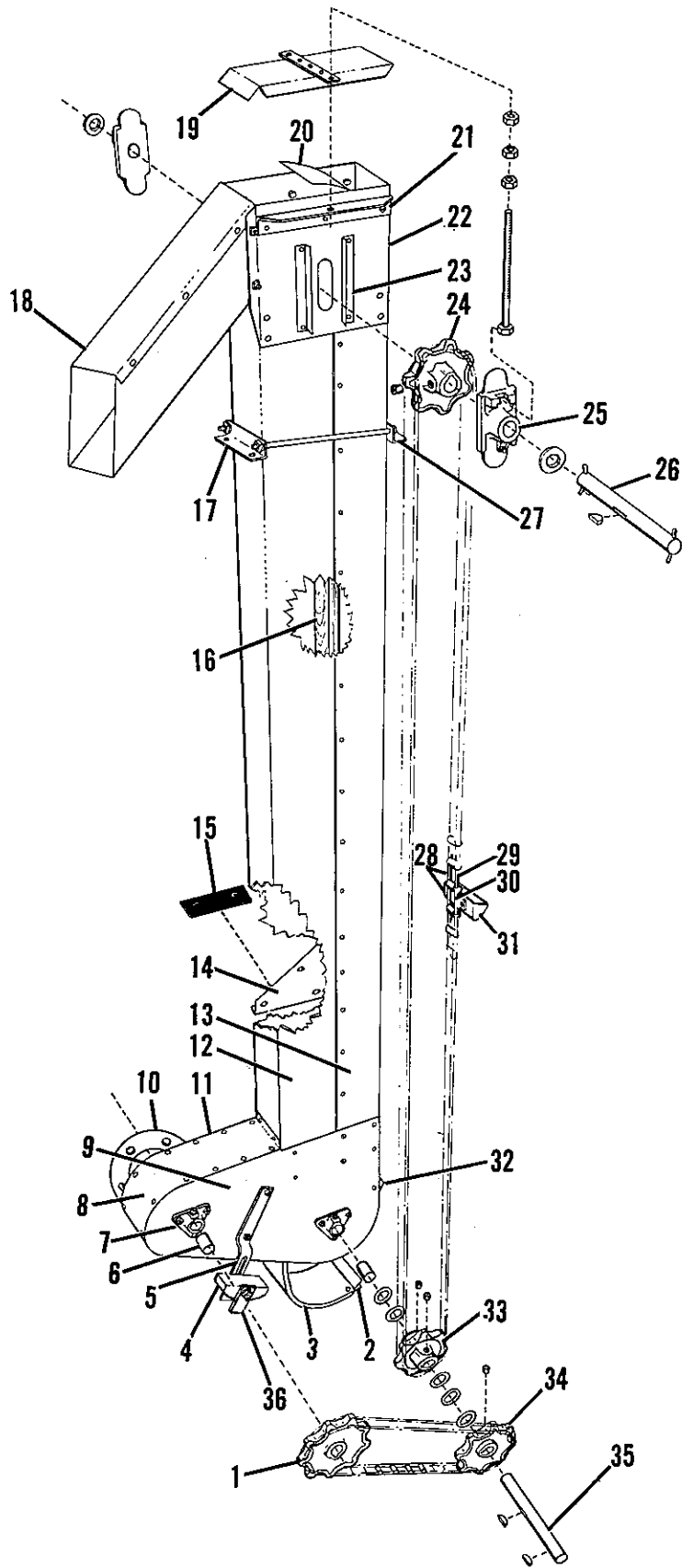
SIEVE SHOE (Cont'd)

ITEM	PART NUMBER	QTY.	DESCRIPTION	ASSEMBLY OR PACKAGE NO.
16	517127	1	SIEVE, adjustable	
		2	919318 CAPSCREW, 5/16NC x 5/8	
		2	919310 LOCKWASHER, 1/4	
		2	916622 NUT, 1/4NC	
		1	919412 BOLT, cge., 1/4NC x 1	
		1	917377 WASHER, 5/16 x 3/4 x #16	
		1	919310 LOCKWASHER, 1/4	
		1	916952 NUT, wing, 1/4NC	
17	-----	-	SIEVE (See Machinery)	
		2	908295 CAPSCREW, 1/4NC x 1/2	
		2	919310 LOCKWASHER, 1/4	
		2	916622 NUT, 1/4NC	
18	521666	2	REINFORCEMENT, corner, rear	521703
		2	REINFORCEMENT, corner, front	521703
			(Not Illustrated)	
		2	915754 RIVET, 3/16 x 11/16	
		1	914007 RIVET, 3/16 x 5/8	
19	521667	16	WASHER, sieve & chaffer bracket reinforcing. . .	521701 521702 521703
20	501657	2	ANGLE, sieve slide	
		6	910280 RIVET, 3/16 x 3/8	
21	519723	2	PIVOT, RH	
		2	913861 RIVET, 1/4 x 7/8	
		1	910298 RIVET, 1/4 x 3/4	
22	535511	1	BRACE, lower	
		2	915261 RIVET, 3/16 x 9/16	
23	501193	2	PLATE, hanger adjusting RH	
24	501653	1	SIDE, rear	
25	501804	2	HANGER, RH	
		2	918452 PIN, cotter, 1/8 x 1	
		2	918430 WASHER, 1/2 x 1-1/4 x #14	
26	501656	2	REINFORCEMENT, side	
		2	910280 RIVET, 3/16 x 3/8	
		2	910516 RIVET, 3/16 x 7/16	
27	500250	2	PIN, pivot, LH	
		1	917373 LOCKWASHER, 5/8	
		1	918935 NUT, jam, 5/8NC	
		1	919389 WASHER, 49/64 x 1-3/8 x #12	
		1	918459 PIN, cotter, 3/16 x 1-1/2	



GRAIN CONVEYOR

ITEM	PART NUMBER	QTY.	DESCRIPTION	ASSEMBLY OR PACKAGE NO.
1	501294	3	SPRING, clutch	
2	550244	3	CAP, clutch spring	
3	507194	1	RING, conveyor clutch	
	3 922140		BOLT, cge., 5/16NC x 3-1/2	
	6 917372		NUT, 5/16NC	
4	507193	1	HUB, conveyor clutch	
	1 917373		LOCKWASHER, 5/8	
	1 918241		NUT, 5/8NF	
	1 905123		KEY, woodruff, 3/16 x 3/4	
5	507192	1	SPROCKET, driven	
6	501948	1	HOUSING ASSY., bearing (Incl. BUSHING)	
	1 915276		FITTING, lubrication, 90°, 1/8	
7	500983	1	BUSHING	
8	501947	1	DISC, removable	
9	526372	1	SPIRAL ASSY.	
10	505650	1	SLINGER, grain conveyor	
	1 916171		PIN, roll, 1/4 x 1-1/2	
11	501920	1	BEARING ASSY. (Incl. BUSHING)	
	3 916944		BOLT, 1/4NC x 3/4	
	3 919310		LOCKWASHER, 1/4	
	3 916622		NUT, 1/4NC	
	1 914465		FITTING, lubrication, 1/8, short, str.	
12	517967	1	SPROCKET ASSY., 9T (Incl. SETSCREW)	
	1 919392		WASHER, 29/32 x 1-1/2 x #16	
	1 905126		KEY, woodruff, 1/4 x 1	
	1 902872		SETSCREW, 1/4NC x 1/2	
	1 918459		PIN, cotter, 3/16 x 1-1/2	
13	543132	25	CHAIN, bulk, 10 ft. (use 25 links)	



GRAIN ELEVATOR

GRAIN ELEVATOR

ITEM	PART NUMBER	QTY.	DESCRIPTION	ASSEMBLY OR PACKAGE NO.
-	501816	1	ELEVATOR ASSY., complete (Incl. BODY, HEADS, SHAFTS, SPROCKETS & RADDLE) 2 907731 CAPSCREW, 3/8NC x 1 2 919312 LOCKWASHER, 3/8 2 916950 NUT, 3/8NC	
1	517967	1	SPROCKET ASSY., (9T-7/8" Bore)(Incl. SETSCREW) 1 902872 SETSCREW, 1/4NC x 1/2 1 905126 KEY, woodruff, 1/4 x 1	
2	505794	1	CLIP, door, lower 2 910516 RIVET, 3/16 x 7/16	
3	520072	1	DOOR ASSY., lower (Incl. DOOR, CLIP & HINGE) 2 911200 RIVET, 3/16 x 1/4 2 910542 RIVET, 3/16 x 5/16	
4	501835	1	SLIDE, drive chain 1 919417 BOLT, cge., 3/8NC x 2-1/4 1 917378 WASHER, 7/16 x 1 x #14 1 919312 LOCKWASHER, 3/8 1 916950 NUT, 3/8NC	
5	503817	1	BRACKET, chain tightener 2 916019 CAPSCREW, 1/4NC x 3/4 2 919310 LOCKWASHER, 1/4 2 916622 NUT, 1/4NC	
6	500983	3	BUSHING	
7	501920	2	BEARING ASSY., lower (Incl. BUSHING) 3 916944 BOLT, 1/4NC x 3/4 3 919310 LOCKWASHER, 1/4 3 916622 NUT, 1/4NC 1 914465 FITTING, lubrication, 1/8, short, straight	
8	501827	1	HEAD ASSY., lower (Incl. HEADS, WRAPPER, BEARINGS & DOOR) 12 910280 RIVET, 3/16 x 3/8	
9	501828	1	HEAD, front 5 910280 RIVET, 3/16 x 3/8 11 911200 RIVET, 3/16 x 1/4	
10	501602	1	RING, lower head 6 910280 RIVET, 3/16 x 3/8	
11	501829	1	HEAD, rear 5 910280 RIVET, 3/16 x 3/8 11 911200 RIVET, 3/16 x 1/4	
12	501817	1	COLUMN, body, large 3 900766 RIVET, 3/16 x 3/8 2 910516 RIVET, 3/16 x 7/16 8 910280 RIVET, 3/16 x 3/8	
13	501818	1	COLUMN, body, small 10 910280 RIVET, 3/16 x 3/8 2 910516 RIVET, 3/16 x 7/16 2 900766 RIVET, 3/16 x 3/8	

Continued

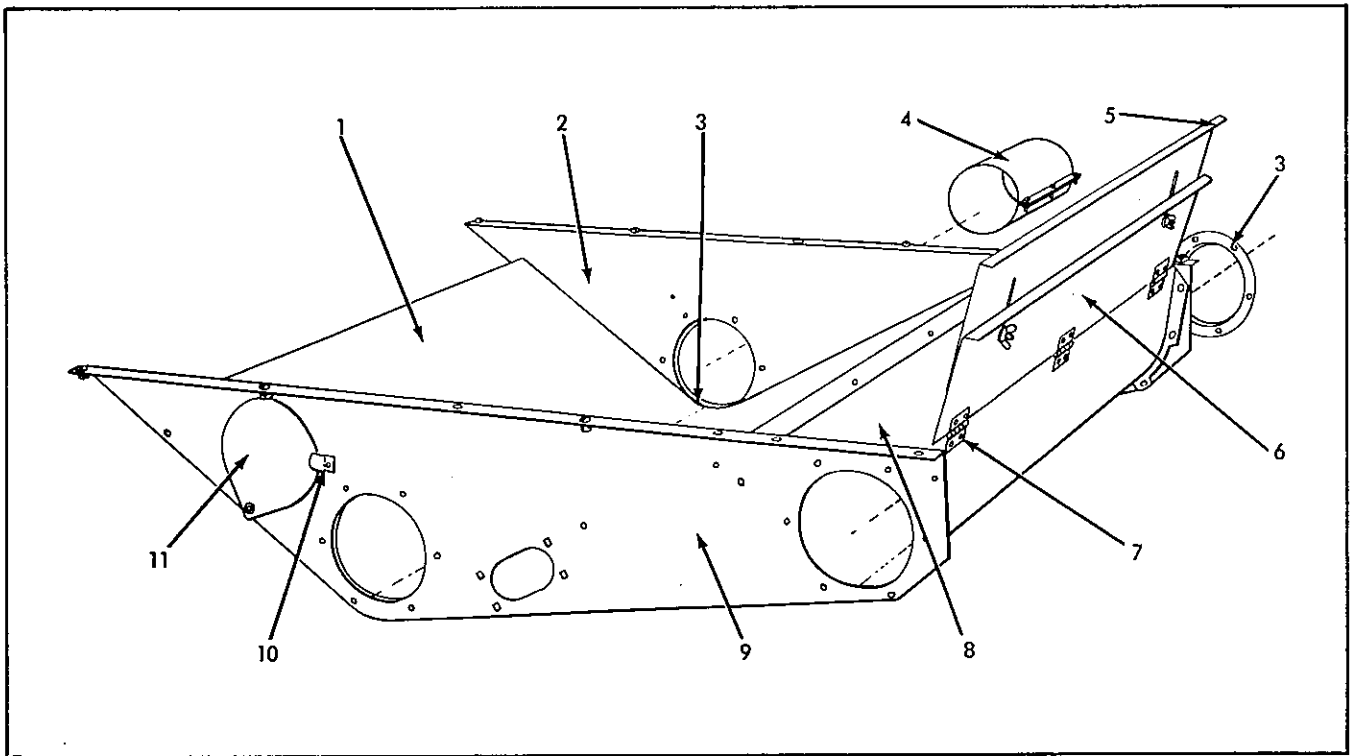
GRAIN ELEVATOR (Cont'd)

ITEM	PART NUMBER	QTY.	DESCRIPTION	ASSEMBLY OR PACKAGE NO.
14	501821	1	SUPPORT, elevator 5 900766 RIVET, 3/16 x 3/8	
15	502190	1	SPACER, elevator support	
16	501819	1	BOARD ASSY., center (Incl. METAL END) 20 910834 NAILS 14 910836 NAILS 6 902571 SCREW, wood, #10 x 1	
17	501856	1	ANGLE, attaching 2 919318 CAPSCREW, 5/16NC x 5/8 2 919311 LOCKWASHER, 5/16 2 917372 NUT, 5/16NC	
18	501838	1	SPOUT 4 916081 SCREW, machine, 1/4NC x 1/2 4 919310 LOCKWASHER, 1/4 4 916622 NUT, 1/4NC	
19	501824	1	DOOR ASSY., upper (Incl. DOOR & CROSS BAR) 2 916950 NUT, 3/8NC	
20	503814	1	DEFLECTOR ASSY., upper head (Incl. CLIP) 2 910280 RIVET, 3/16 x 3/8 2 916080 SCREW, machine, #10NC x 1/2 2 910533 LOCKWASHER, #10 2 916621 NUT, #10NC	
21	500445	2	ANGLE, head 1 910516 RIVET, 3/16 x 7/16	
22	501822	1	HEAD ASSY., upper (Incl. HEAD, ANGLE & BEARING SLIDES)	
	501823	1	HEAD, upper 10 910280 RIVET, 3/16 x 3/8 4 910516 RIVET, 3/16 x 7/16	
23	500446	4	SLIDE, bearing 2 910516 RIVET, 3/16 x 7/16	
24	517951	1	SPROCKET ASSY., upper (7T)(Incl. SETSCREW) 1 902872 SETSCREW, 1/4NC x 1/2 1 905126 KEY, woodruff, 1/4 x 1	
25	500346	2	BEARING, upper shaft 1 916144 BOLT, 3/8NC x 5-1/2 2 916950 NUT, 3/8NC 1 915276 FITTING, lubrication, 90°, 1/8 1 919389 WASHER, 49/64 x 1-3/8 x #12 1 918459 PIN, cotter, 3/16 x 1-1/2	
26	501826	1	SHAFT, upper (3/4" x 8-1/16")	
27	501857	1	ANGLE, clamp attaching 2 910570 BOLT, 5/16NC x 9 2 919311 LOCKWASHER, 5/16	
28	507323	1	RADDLE ASSY., (Incl. CHAIN & BUCKETS)	

Continued

GRAIN ELEVATOR (Cont'd)

ITEM	PART NUMBER	QTY.	DESCRIPTION	ASSEMBLY OR PACKAGE NO.
29	-----	72	LINK, chain, (use 543132 bulk chain - 10 ft. length)	
30	535567	24	LINK, attaching	
31	502398	24	BUCKET ASSY., (Incl. BUCKET, ONE ATTACHING LINK & ONE PLAIN LINK)	
	501471	24		BUCKET
			2 910516 RIVET, 3/16 x 7/16	
32	500443	1	CLIP, door, upper	
			2 910516 RIVET, 3/16 x 7/16	
33	517259	1	SPROCKET ASSY., lower (Incl. SETSCREW)	
			2 902872 SETSCREW, 1/4NC x 1/2	
			1 905126 KEY, woodruff, 1/4 x 1	
34	517966	1	SPROCKET ASSY., drive (Incl. SETSCREW)	
			1 902872 SETSCREW, 1/4NC x 1/2	
			1 905126 KEY, woodruff, 1/4 x 1	
			1 918459 PIN, cotter, 3/16 x 1-1/2	
35	526374	1	SHAFT, lower (7/8" x 7-5/8")	
36	502926	1	LATCH, (chain guide)	
			1 921935 BOLT, cge., 3/8NC x 2-1/2	
			1 919312 LOCKWASHER, 3/8	
			1 916950 NUT, 3/8NC	



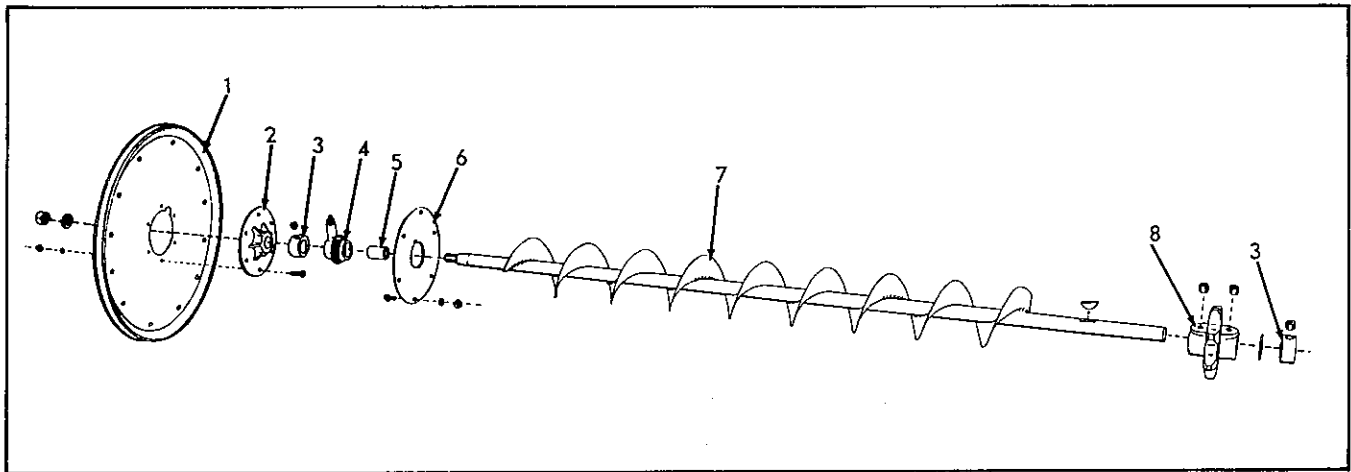
GRAIN & TAILING CONVEYOR HOUSING

ITEM	PART NUMBER	QTY.	DESCRIPTION	ASSEMBLY OR PACKAGE NO.
-	501597	1	HOUSING ASSY., auger (Incl. SIDES, TROUGH CHUTE, RINGS & SEPARATOR DRIVE SHAFT REINFORCEMENT)	
	6 916081		SCREW, machine, 1/4NC x 1/2	
	2 919318		CAPSCREW, 5/16NC x 5/8	
	8 919310		LOCKWASHER, 1/4	
	8 916622		NUT, 1/4NC	
1	501601	1	CHUTE, grain 12 901149 RIVET, 3#	
2	501598	1	SIDE, housing, front 6 901149 RIVET, 3#	
3	501602	2	RING, housing 4 913612 RIVET, 3/16 x 5/16 2 910280 RIVET, 3/16 x 3/8	
4	501930	1	COVER, conveyor, blank (See machinery for SCREENS) 3 916532 SCREW, machine, 1/4NC x 3/4 3 919310 LOCKWASHER, 1/4 3 916622 NUT, 1/4NC	
5	501800	1	TAILBOARD, tailings trough 1 916944 BOLT, 1/4NC x 3/4 1 917377 WASHER, 5/16 x 3/4 x #16 1 917642 WASHER, 11/32 x 1-1/2 x #12 1 916952 NUT, wing, 1/4NC	
6	501797	1	DOOR ASSY., tailings trough (Incl. HINGES) 4 911200 RIVET 3/16 x 1/4	
7	535584	2	HINGE, door 4 911200 RIVET, 3/16 x 1/4	

Continued

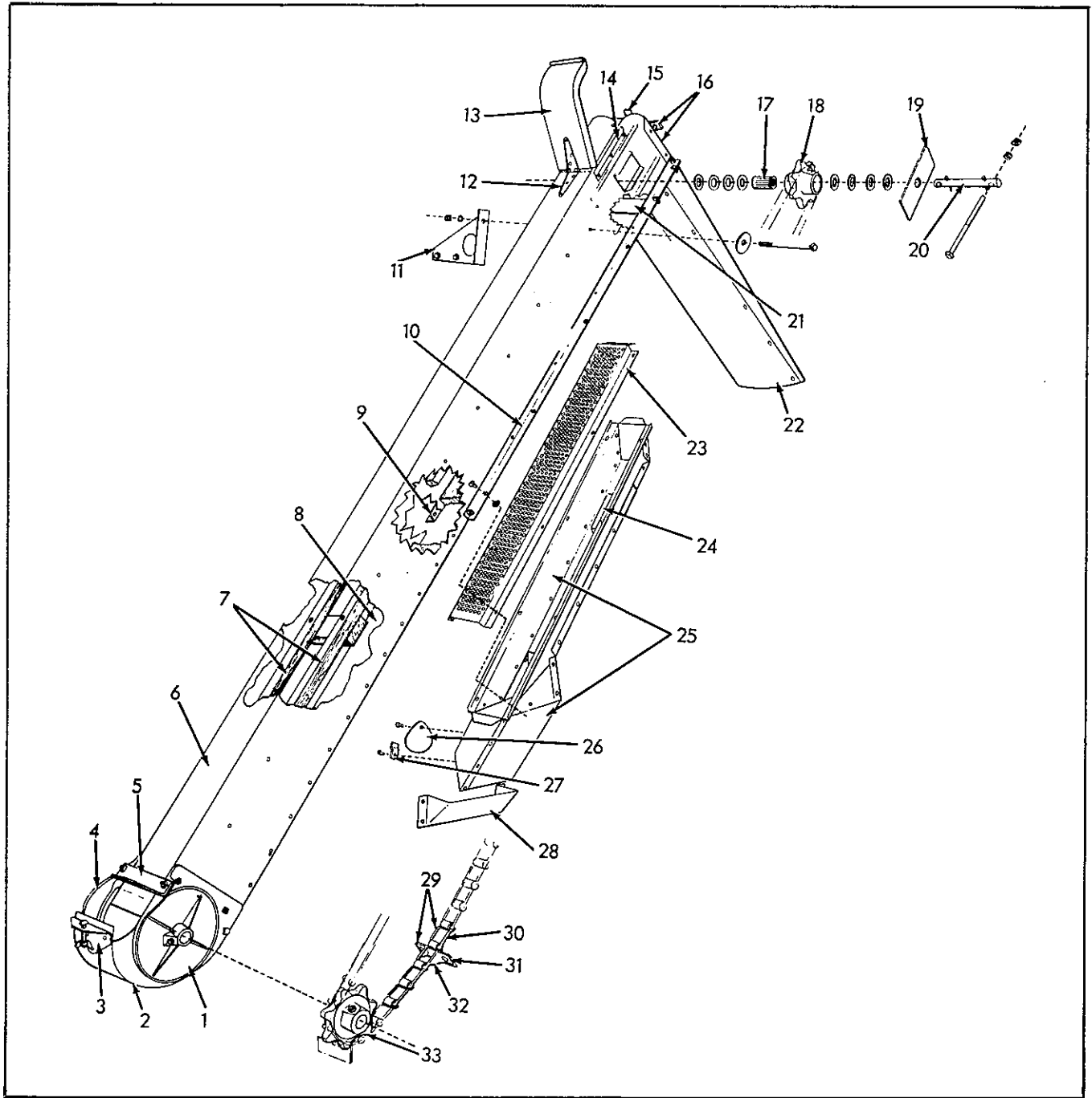
GRAIN & TAILING CONVEYOR HOUSING (Cont'd)

ITEM	PART NUMBER	QTY.	DESCRIPTION	ASSEMBLY OR PACKAGE NO.
8	501600	1	TROUGH, tailings 8 901149 RIVET, 3#	
9	501599	1	SIDE, housing, rear 6 901149 RIVET, 3#	
10	535556	1	CLIP, housing cover 1 907168 RIVET, 4#	
11	501604	1	COVER, hand hole 1 900793 RIVET, 5# 1 910531 WASHER, 3/16	



TAILING CONVEYOR

ITEM	PART NUMBER	QTY.	DESCRIPTION	ASSEMBLY OR PACKAGE NO.
1	520065	1	SHEAVE (15-5/8" Dia.)	
2	535485	1	HUB, sheave	
		1	917373 LOCKWASHER, 5/8	
		1	918241 NUT, 5/8NF	
		6	916019 CAPSCREW, 1/4NC x 3/4	
		6	919310 LOCKWASHER, 1/4	
		6	916622 NUT, 1/4NC	
3	516090	2	COLLAR ASSY. (Incl. SETSCREW)	
		1	902872 SETSCREW, 1/4NC x 1/2	
		1	919392 WASHER, 29/32 x 1-1/2 x #16	
4	501948	1	HOUSING ASSY., bearing	
		1	914465 FITTING, lubrication, 1/8, short, straight	
5	500983	1	BUSHING	
6	501947	1	DISC, auger removable	
		5	916081 SCREW, 1/4NC x 1/2	
		5	919310 LOCKWASHER, 1/4	
		5	916622 NUT, 1/4NC	
7	501950	1	SPIRAL ASSY.	
8	517259	1	SPROCKET ASSY. (Incl. SETSCREWS)	
		2	902872 SETSCREW, 1/4NC x 1/2	
		1	905126 KEY, woodruff, 1/4 x 1	



TAILINGS ELEVATOR

ITEM	PART NUMBER	QTY.	DESCRIPTION	ASSEMBLY OR PACKAGE NO.
-	505849	1	ELEVATOR ASSY. (Incl. BODY, RADDLE, UPPER SHAFT SPROCKET, CHUTE ANGLES UPPER & LOWER HEADS and UPPER & LOWER DOORS)	
	1 922105		CAPSCREW, 3/8NC x 4-3/4	
	1 919312		LOCKWASHER, 3/8	
	1 916950		NUT, 3/8NC	
	1 919312		WASHER, 3/8	

Continued

TAILINGS ELEVATOR (Cont'd)

ITEM	PART NUMBER	QTY.	DESCRIPTION	ASSEMBLY OR PACKAGE NO.
1	500686	1	HEAD, outer 2 918214 SCREW, machine, 1/4NC x 5/8 2 919310 LOCKWASHER, 1/4 2 916622 NUT, 1/4NC 1 917419 CAPSCREW, 5/16 x 5 1 919311 LOCKWASHER, 5/16 1 917372 NUT, 5/16NC	
2	501161	1	DOOR ASSY., lower (Incl. DOOR & CLIP) 2 922032 SCREW, machine, 1/4NC x 1-1/4 2 917377 WASHER, 5/16 x 3/4 x #16 2 919310 LOCKWASHER, 1/4 2 916622 NUT, 1/4NC 1 920162 BOLT, cge., 5/16NC x 1-3/4 1 918468 NUT, wing, 5/16NC	
3	501163	1	CLIP, lower door 3 910280 RIVET, 3/16 x 3/8	
4	500685	1	HEAD, bottom inner 1 916532 SCREW, machine, 1/4NC x 3/4 1 917419 CAPSCREW, 5/16NC x 5 2 918214 SCREW, machine, 1/4NC x 5/8 1 919312 LOCKWASHER, 3/8 1 917372 NUT, 5/16NC 3 919310 LOCKWASHER, 1/4 3 916622 NUT, 1/4NC	
5	501164	1	ANGLE, lower door clip 2 916532 SCREW, machine, 1/4NC x 3/4 2 919310 LOCKWASHER, 1/4 2 916622 NUT, 1/4NC	
6	505800	1	BODY	
7	501582	1	TRACK ASSY., raddle (Incl. TRACK & TRACK SUPPORT) 24 910836 NAILS	
8	501584	1	BOTTOM 12 910836 NAIL 12 910834 NAIL	
9	501169	1	ANGLE, chute, rear 3 910525 RIVET, 3/16 x 7/16 2 910282 RIVET, 3/16 x 1/2	
10	501168	1	ANGLE, chute, front 3 910525 RIVET, 3/16 x 7/16 2 910282 RIVET, 3/16 x 1/2 1 917058 CAPSCREW, 1/4NC x 5 1 919310 LOCKWASHER, 1/4 1 916622 NUT, 1/4NC	
11	501596	1	BRACKET, tailings elevator 2 919318 CAPSCREW, 5/16NC x 5/8 2 919311 LOCKWASHER, 5/16 2 917372 NUT, 5/16NC	
12	535583	1	HINGE, door 6 900793 RIVET, 5#	

Continued

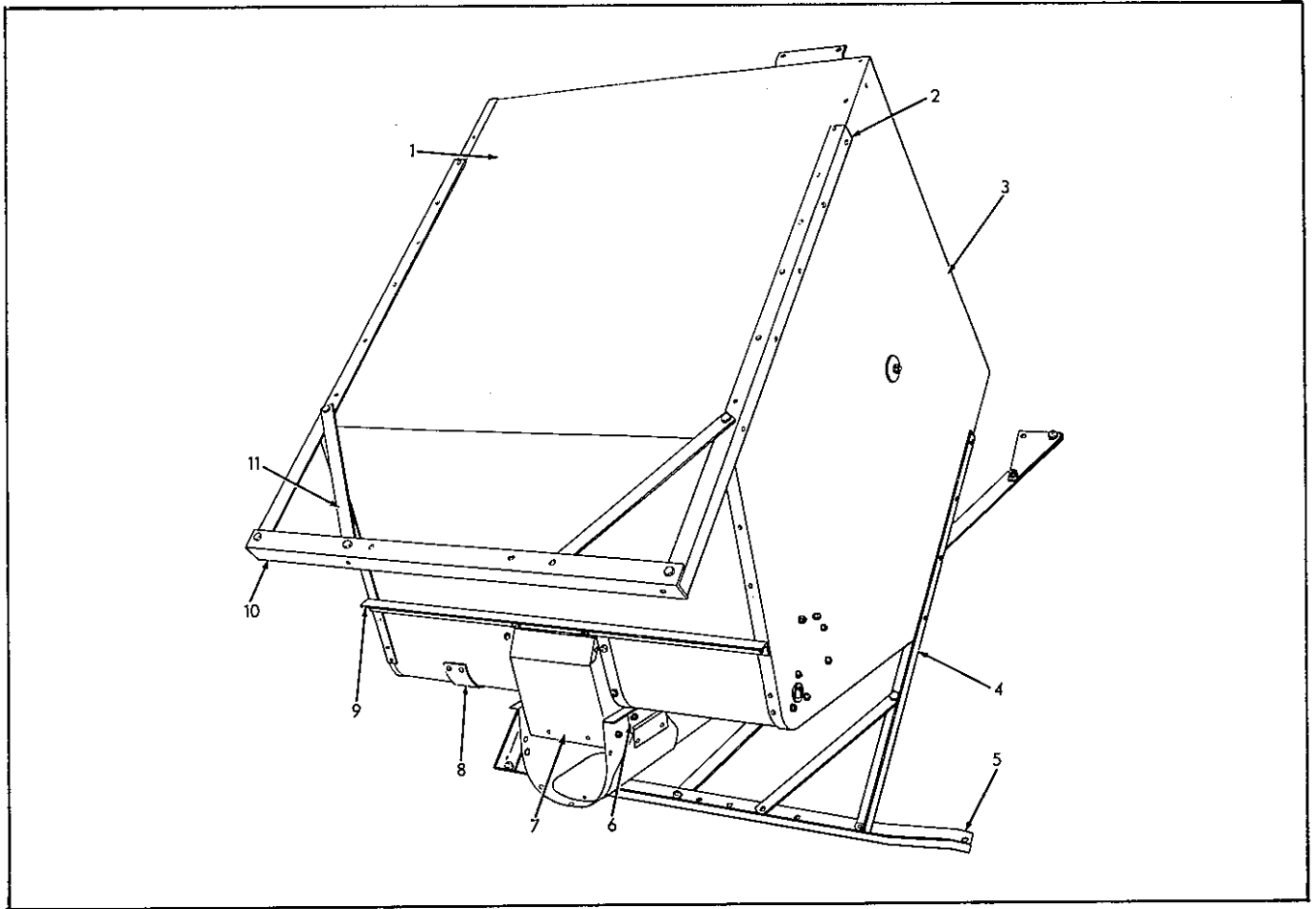
TAILINGS ELEVATOR (Cont'd)

ITEM	PART NUMBER	QTY.	DESCRIPTION	ASSEMBLY OR PACKAGE NO.
13	505798	1	DOOR ASSY., upper (Incl. HINGE) 3 900793 RIVET, 5#	
14	516614	2	GUIDE, door 3 907168 RIVET, 4#	
15	511379	1	SPRING, door 1 919322 BOLT, cge., 1/4NC x 7/8 1 917377 WASHER, 5/16 x 3/4 x #16 1 919310 LOCKWASHER, 1/4 1 916622 NUT, 1/4NC	
16	526613	1	PLATE ASSY., tie 2 907168 RIVET, 4# 2 907722 SCREW, machine, 1/4NC x 5/8 2 919310 LOCKWASHER, 1/4 2 916622 NUT, 1/4NC	
17	507225	1	BEARING, roller	
18	535489	1	SPROCKET, upper (7T) 6 918432 WASHER, 11/16 x 1-3/4 x #10 2 919390 WASHER, 25/32 x 1-1/4 x #16 2 918459 PIN, cotter, 3/16 x 1-1/2 1 914465 FITTING, lubrication, 1/8, short, str.	
19	535520	2	SLIDE, upper bearing	
20	501151	1	SHAFT, upper (3/4 x 5-1/2) 2 916883 BOLT, 3/8NC x 8 4 916950 NUT, 3/8NC	
21	501170	1	FILLER, bottom 4 910282 RIVET, 3/16 x 1/2	
22	501593	1	SPOUT ASSY., tailings 4 907722 SCREW, machine, 1/4NC x 5/8 4 919310 LOCKWASHER, 1/4 4 916622 NUT, 1/4NC	
23	501197 ----- ----- -----	1 - - -	SIEVE, 3/8" perforations	} (See Machinery)
			SIEVE, Blank - clover	
			SIEVE, 9/64" seeds	
			SIEVE, 9/16" large beans	
24	502368	1	DOOR, tailings chute	
25	501585	1	CHUTE ASSY., tailings elevator (Riveted) 8 907722 SCREW, machine, 1/4NC x 5/8 8 919310 LOCKWASHER, 1/4 8 916622 NUT, 1/4NC	
26	501604	1	COVER, hand hole 1 900793 RIVET, 5# 1 910531 WASHER 3/16	
27	535556	1	CLIP, cover 1 907168 RIVET, 4#	

Continued

TAILINGS ELEVATOR (Cont'd)

ITEM	PART NUMBER	QTY.	DESCRIPTION	ASSEMBLY OR PACKAGE NO.
28	501595	1	HOPPER, chute 4 916081 SCREW, machine, 1/4NC x 1/2 4 919310 LOCKWASHER, 1/4 4 916622 NUT, 1/4NC	
29	501165	1	RADDLE ASSY. (Incl. CHAIN & BLOCKS)	
30	-----	84	LINK, chain (use 543132 bulk chain, 10 ft. length)	
31	501423	1	BLOCK ASSY. (Incl. PADDLE, ONE PLAIN & ONE ATTACHING LINK)	
	501167	1	BLOCK, raddle 2 910516 RIVET, 3/16 x 7/16	
32	535568	17	LINK, attaching	
33	517259	1	SPROCKET ASSY., lower (7T-7/8 Bore) (Incl. SETSCREWS) 2 902872 SETSCREW, 1/4NC x 1/2 1 905126 KEY, woodruff, 1/4 x 1	



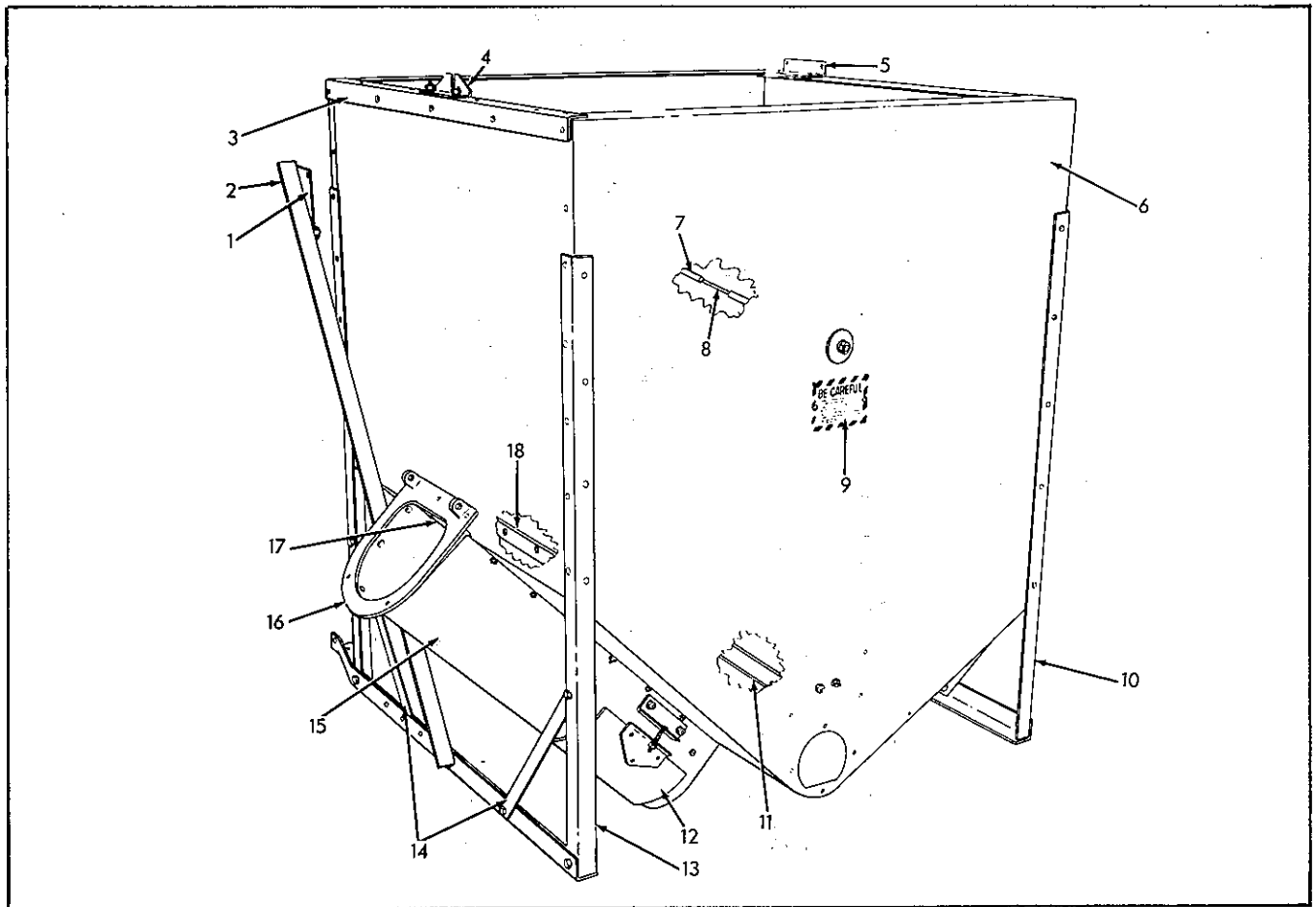
GRAIN BIN
RH Rear View

ITEM	PART NUMBER	QTY.	DESCRIPTION	ASSEMBLY OR PACKAGE NO.
1	534201	1	WRAPPER, bin 24 901149 RIVET, 3# 24 910282 RIVET, 3/16 x 1/2 6 907168 RIVET, 4#	
2	523637	1	POST, left rear 6 910282 RIVET, 3/16 x 1/2 5 910516 RIVET, 3/16 x 7/16 1 908127 CAPSCREW, 3/8NC x 3/4 1 919312 LOCKWASHER, 3/8 1 916950 NUT, 3/8NC	
3	523633	1	SHEET, bin rear 15 901149 RIVET, 3# 9 910282 RIVET, 3/16 x 1/2 1 915754 RIVET, 3/16 x 11/16 10 910516 RIVET, 3/16 x 7/16	
4	523639	1	POST, right rear 5 910282 RIVET, 3/16 x 1/2 4 910516 RIVET, 3/16 x 7/16 1 908127 CAPSCREW, 3/8NC x 3/4 1 919312 LOCKWASHER, 3/8 1 916950 NUT, 3/8NC	

Continued

GRAIN BIN (Cont'd)
RH Rear View

ITEM	PART NUMBER	QTY.	DESCRIPTION	ASSEMBLY OR PACKAGE NO.
5	523732	1	RAIL, bin, outer	
		2	908127 CAPSCREW, 3/8NC x 3/4	
		2	919312 LOCKWASHER, 3/8	
		2	916950 NUT, 3/8NC	
6	523629	1	SLIDE, hopper	
		2	908295 CAPSCREW, 1/4NC x 1	
		2	919310 LOCKWASHER, 1/4	
		2	916622 NUT, 1/4NC	
7	523641	1	FILLER, hopper, lower	
		4	908295 CAPSCREW, 1/4NC x 1	
		2	907727 CAPSCREW, 1/4NC x 5/8	
		6	919310 LOCKWASHER, 1/4	
		6	916622 NUT, 1/4NC	
8	523663	1	REINFORCEMENT, countershaft bearing plate	
		4	910516 RIVET, 3/16 x 7/16	
9	523655	1	SUPPORT, bin hopper	
		2	907727 CAPSCREW, 1/4NC x 5/8	
		2	919310 LOCKWASHER, 1/4	
		2	916622 NUT, 1/4NC	
10	523733	1	RAIL, bin, inner	
		2	908127 CAPSCREW, 3/8NC x 3/4	
		2	919312 LOCKWASHER, 3/8	
		2	916950 NUT, 3/8NC	
11	501855	2	BRACE, post	
		2	908127 CAPSCREW, 3/8NC x 3/4	
		2	919312 LOCKWASHER, 3/8	
		2	916950 NUT, 3/8NC	



GRAIN BIN
LH Front View

ITEM	PART NUMBER	QTY.	DESCRIPTION	ASSEMBLY OR PACKAGE NO.
-	525098	1	BIN ASSY.(Riveted)(Incl. END SHEETS, WRAPPER, POSTS & ANGLES)	
1	510294	1	GUSSET, diagonal brace 1 908127 CAPSCREW , 3/8NC x 3/4 1 919312 LOCKWASHER , 3/8 1 916950 NUT , 3/8NC	
2	523731	1	BRACE, diagonal 2 908127 CAPSCREW , 3/8NC x 3/4 2 919312 LOCKWASHER , 3/8NC x 3/4 2 916950 NUT , 3/8NC	
3	523652	1	SUPPORT, unloading spout 2 915261 RIVET , 3/16 x 9/16 5 910516 RIVET , 3/16 x 7/16 2 910282 RIVET , 3/16 x 1/2	
4	523648	2	CLIP, grain bin hopper 2 919318 CAPSCREW (Hopper Door) , 5/16NC x 5/8 2 919319 CAPSCREW } 5/16NC x 7/8 2 917642 WASHER } Conveyor Anchor , 11/32 x 1-1/2 x#12 2 919311 LOCKWASHER, 5/16 2 917372 NUT , 5/16NC	

Continued

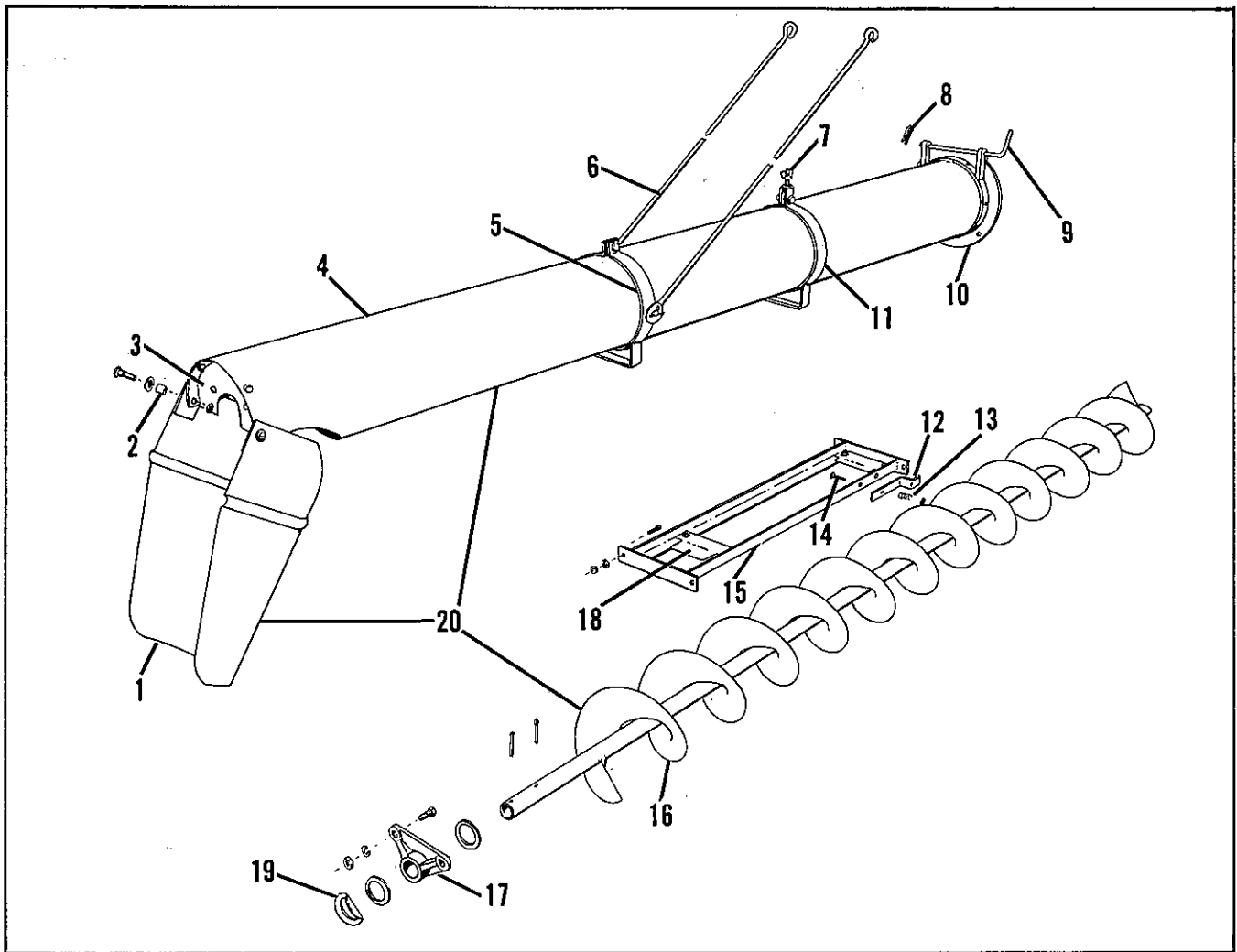
GRAIN BIN (Cont'd)
LH Front View

ITEM	PART NUMBER	QTY.	DESCRIPTION	ASSEMBLY OR PACKAGE NO.
5	523635	1	BRACKET, elevator attaching 2 919318 CAPSCREW, 5/16NC x 5/8 2 918311 LOCKWASHER, 5/16 2 917372 NUT, 5/16NC	
6	523632	1	SHEET, bin front 15 901149 RIVET, 3# 9 910282 RIVET, 3/16 x 1/2 1 915754 RIVET, 3/16 x 11/16 10 910516 RIVET, 3/16 x 7/16	
7	523653	1	SPACER, bin (Pipe-3/8 x 33")	
8	523654	1	ROD, bin spacer 2 919312 LOCKWASHER, 3/8 2 916950 NUT, 3/8NC 2 920236 WASHER, 7/16 x 2 x #12	
9	525103	1	SIGN, safety 2 916079 SCREW, machine, #10NC x 3/8 2 910533 LOCKWASHER, #10 2 916621 NUT, #10NC	
10	523638	1	POST, bin, left front 4 910516 RIVET, 3/16 x 7/16 6 910282 RIVET, 3/16 x 1/2 2 908127 CAPSCREW, 3/8NC x 3/4 2 919312 LOCKWASHER, 3/8 2 916950 NUT, 3/8NC	
11	523646	1	SHIELD, bin conveyor 8 908295 CAPSCREW, 1/4NC x 1/2 8 919310 LOCKWASHER, 1/4 8 916622 NUT, 1/4NC	
12	523627	1	DOOR ASSY., bin hopper 1 919247 BOLT, cge, 5/16NC x 2 1 919311 LOCKWASHER, 5/16 1 917372 NUT, 5/16NC	
13	523636	1	POST, bin, right front 4 910282 RIVET, 3/16 x 1/2 4 910516 RIVET, 3/16 x 7/16 1 915754 RIVET, 3/16 x 11/16 1 908127 CAPSCREW, 3/8NC x 3/4 1 919312 LOCKWASHER, 3/8 1 916950 NUT 3/8NC	
14	501855	4	BRACE, post 2 908127 CAPSCREW, 3/8NC x 3/4 2 919312 LOCKWASHER, 3/8 2 916950 NUT 3/8NC	
15	523642	1	HOPPER, bin 12 908295 CAPSCREW, 1/4NC x 1/2 12 919310 LOCKWASHER, 1/4 12 916622 NUT, 1/4NC 6 915754 RIVET, 3/16 x 11/16	

Continued

GRAIN BIN (Cont'd)
LH Front View

ITEM	PART NUMBER	QTY.	DESCRIPTION	ASSEMBLY OR PACKAGE NO.
16	523645	1	HINGE, hopper half	
			3 917397 CAPSCREW, 5/16NC x 3/4	
			3 919311 LOCKWASHER, 5/16	
			6 915754 RIVET, 3/16 x 11/16	
17	523659	1	FILLER, upper hopper end	
18	523664	1	SUPPORT, hopper ring	
			4 910516 RIVET, 3/16 x 7/16	
			2 915754 RIVET, 3/16 x 11/16	
--	924391	2	TRANSFER, Trademark	



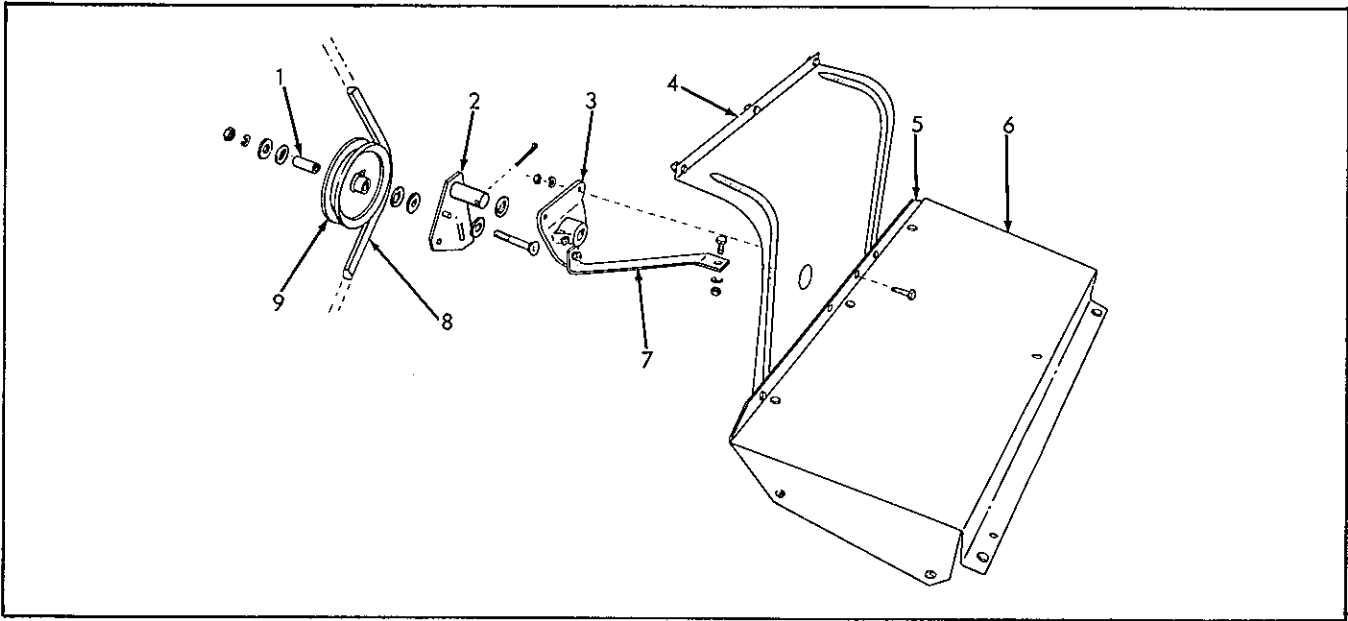
BIN UNLOADING CONVEYOR

ITEM	PART NUMBER	QTY.	DESCRIPTION	ASSEMBLY OR PACKAGE NO.
1	523672	1	SPOUT ASSY., conveyor (Incl. SPOUT & REINFORCEMENT)	
2	509419	2	SPACER, spout	
3	523688	1	SUPPORT, bearing	
		2	916081 SCREW, machine, 1/4NC x 1/2	
		2	916532 SCREW, machine, 1/4NC x 3/4	
		4	919310 LOCKWASHER, 1/4	
		4	916622 NUT, 1/4NC	
4	523686	1	TUBE, conveyor	
5	523666	1	BAND ASSY.	
		1	917400 CAPSCREW, 3/8NC x 1-1/4	
		1	919312 LOCKWASHER, 3/8	
		1	916950 NUT, 3/8NC	
6	524365	2	BRACE, conveyor	
		1	923232 BOLT, cge, 3/8NC x 1	
		1	918430 WASHER, 1/2 x 1-1/4 x #14	
		1	919312 LOCKWASHER, 3/8NC x 1	
		1	916950 NUT, 3/8NC	

Continued

BIN UNLOADING CONVEYOR (Cont'd)

ITEM	PART NUMBER	QTY.	DESCRIPTION	ASSEMBLY OR PACKAGE NO.
7	526300	1	BOLT ASSY., conveyor tie (Incl. NUT & WASHERS)	
8	526745	3	PIN, lock	
9	523687	1	PIN, hinge	
10	523685	1	HINGE, conveyor half 6 910296 RIVET , 3/16 x 5/8	
11	523670	1	BAND ASSY., conveyor support 1 919360 CAPSCREW, 3/8NC x 1-1/2 1 919312 LOCKWASHER , 3/8 1 916950 NUT, 3/8NC	
12	523681	1	LATCH ASSY., transport (Welded)	
13	501107	1	SPRING, latch	
14	501210	1	PIN, latch spring 1 919313 PIN, cotter , 3/32 x 1/2 1 917377 WASHER , 5/16 x 3/4 x #16	
15	523677	1	SUPPORT ASSY., transport 4 917397 CAPSCREW, 5/16NC x 3/4 4 919311 LOCKWASHER, 5/16 4 917372 NUT , 5/16NC	
16	523674	1	CONVEYOR ASSY., unloading 2 919330 WASHER , 1-3/32 x 1-3/4 x #12 2 918459 PIN, cotter , 3/16 x 1-1/2	
17	521541	1	BEARING, conveyor, outer 2 916431 CAPSCREW , 5/16NC x 1 2 919311 LOCKWASHER, 5/16 2 917372 NUT , 5/16NC 1 914465 FITTING, lubrication , short str., 1/8	
18	523689	2	BRACKET, transport 1 919338 BOLT, cge, 1/4NC x 1/2 1 919310 LOCKWASHER , 1/4 1 916622 NUT , 1/4NC	
19	523079	1	WASHER, special	
20	523846	1	CONVEYOR ASSY., complete	



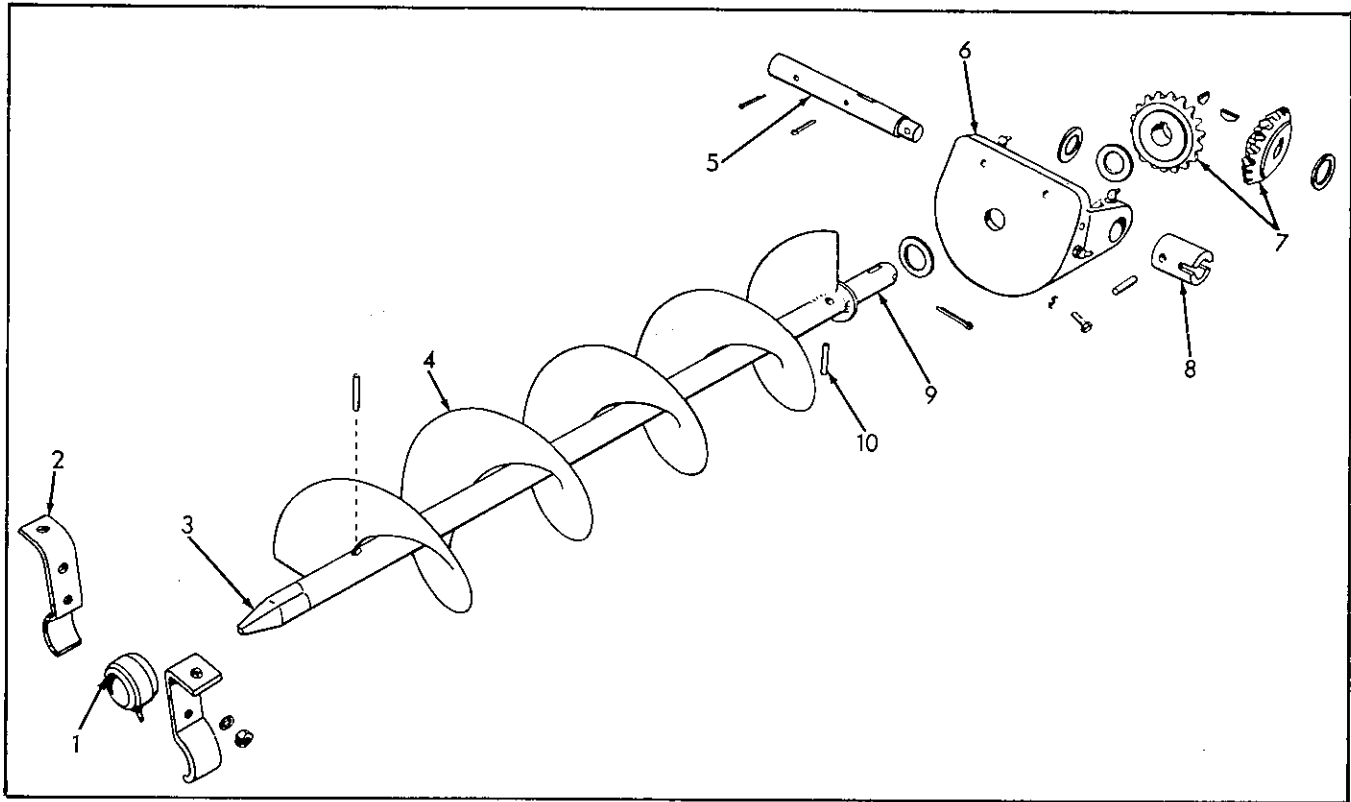
BIN CONVEYOR BELT IDLER & SHIELD

ITEM	PART NUMBER	QTY.	DESCRIPTION	ASSEMBLY OR PACKAGE NO.
1	507216	1	BUSHING, idler	
2	523690	1	PLATE ASSY., clutch engaging	
		2	919391 WASHER, 29/32 x 1-1/2 x #12	
		1	918459 PIN, 3/16 x 1-1/2	
3	523694	1	BRACKET, clutch pivot	
		2	907731 CAPSCREW, 3/8NC x 1	
		2	919312 LOCKWASHER, 3/8	
		2	916950 NUT, 3/8NC	
		1	914465 FITTING, lubrication, short str. 1/8	
4	523698	1	SHIELD, conveyor drive	
		5	908295 CAPSCREW, 1/4NC x 1/2	
		5	919310 LOCKWASHER, 1/4	
		5	916622 NUT, 1/4NC	
		3	917867 NUT, speed, 1/4NC	
5	523696	1	ANGLE, tongue platform	
		2	919414 BOLT, cge, 5/16NC x 3/4	
		2	919311 LOCKWASHER, 5/16	
		2	917372 NUT, 5/16NC	
6	523697	1	PLATFORM, TONGUE	
		1	919319 CAPSCREW, 5/16NC x 7/8	
		3	917397 CAPSCREW, 5/16NC x 3/4	
		4	919311 LOCKWASHER, 5/16	
		4	917372 NUT, 5/16NC	
		1	917642 WASHER, 11/32 x 1-1/2 x #12	
		3	908295 CAPSCREW, 1/4NC x 1/2	
		3	919310 LOCKWASHER, 1/4	
		3	916622 NUT, 1/4NC	
7	523695	1	BRACE, pivot bracket	
		1	916946 BOLT, cge, 3/8NC x 3/4	
		1	923232 BOLT, cge, 3/8NC x 1	
		2	919312 LOCKWASHER, 3/8	
		2	916950 NUT, 3/8NC	

continued

BIN CONVEYOR BELT IDLER & SHIELD (Cont'd)

ITEM	PART NUMBER	QTY.	DESCRIPTION	ASSEMBLY OR PACKAGE NO.
8	523693	1	BELT, unloading conveyor	
9	523699	1	IDLER, belt	
		2	918431 WASHER , 9/16 x 1-3/8 x #10	
		2	919392 WASHER , 29/32 x 1-1/2 x #16	
		1	919389 WASHER , 49/64 x 1-3/8 x #12	
		1	922101 BOLT , cge, 1/2NC x 3-1/4	
		1	916966 LOCKWASHER , 1/2	
		1	916951 NUT , 1/2NC	
		1	912808 FITTING, lubrication , str. 1/4 x 1/2	



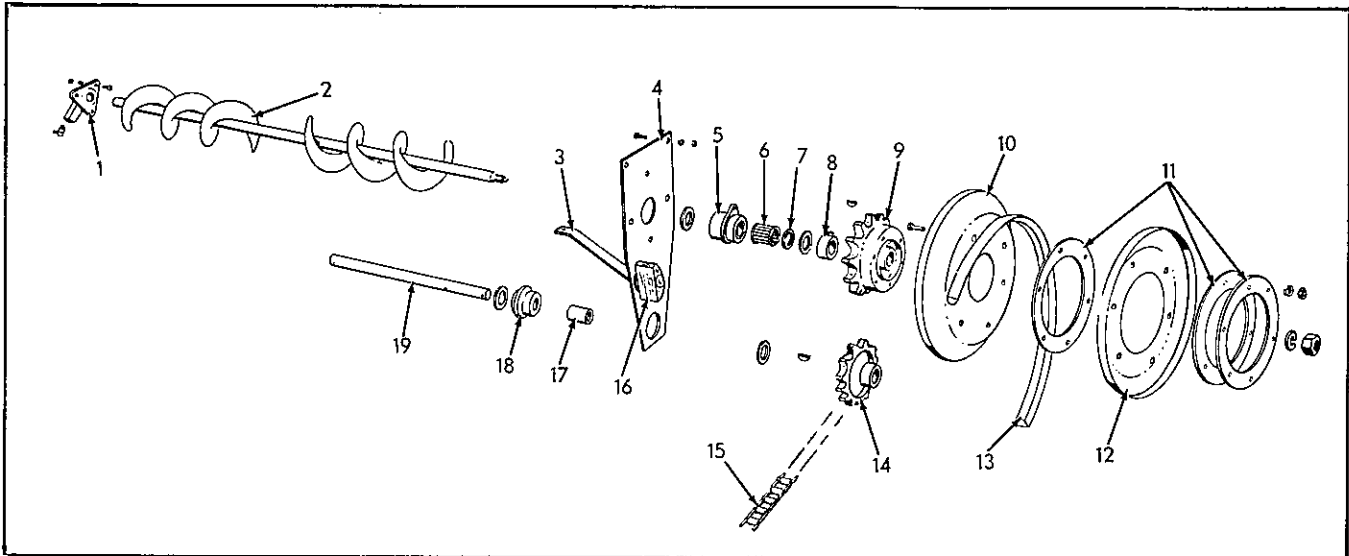
GRAIN BIN HOPPER CONVEYOR

ITEM	PART NUMBER	QTY.	DESCRIPTION	ASSEMBLY OR PACKAGE NO.
1	523656	1	BALL, hopper bearing 1 915273 FITTING, lubrication	
2	523657	2	SUPPORT, hopper bearing ball 2 917397 CAPSCREW, 5/16NC x 3/4 2 919311 LOCKWASHER, 5/16 2 916019 CAPSCREW, 1/4NC x 3/4 2 919310 LOCKWASHER, 1/4 2 916622 NUT, 1/4NC	
3	523625	1	SHAFT, conveyor stub, upper	
4	523621	1	CONVEYOR ASSY., hopper 1 922092 WASHER, 1-1/32 x 1-3/4 x #12	
5	523651	1	COUNTERSHAFT, unloading conveyor, rear 2 918459 PIN, cotter, 3/16 x 1-1/2	
6	523643	1	BRACKET, bevel gear 2 919318 CAPSCREW, 5/16NC x 5/8 3 919319 CAPSCREW, 5/16NC x 7/8 5 919311 LOCKWASHER, 5/16 3 917372 NUT, 5/16NC 2 922092 WASHER, 1-1/32 x 1-3/4 x #12 2 915276 FITTING, lubrication, 90°, 1/8 1 915275 FITTING, lubrication, 67-1/2°, 1/8	
7	523813	2	GEAR, unloading auger 1 922190 WASHER, 1-1/32 x 1-3/4 x #10 1 905126 KEY, woodruff, 1/4 x 1 1 918459 PIN, cotter, 3/16 x 1-1/2	

Continued

GRAIN BIN HOPPER CONVEYOR (Cont'd)

ITEM	PART NUMBER	QTY.	DESCRIPTION	ASSEMBLY OR PACKAGE NO.
8	523650	1	COUPLING, countershaft 1 915523 PIN, 5/16 x 1-1/2	
9	523626	1	SHAFT, conveyer stub, lower	
10	521400	2	PIN, conveyer stub shaft	



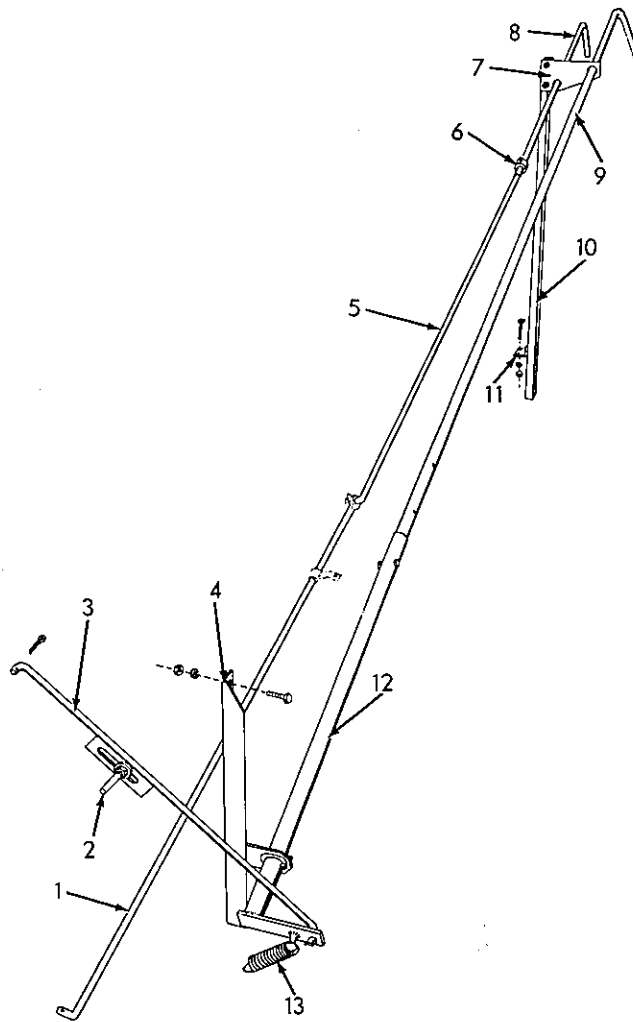
GRAIN BIN CONVEYOR

ITEM	PART NUMBER	QTY.	DESCRIPTION	ASSEMBLY OR PACKAGE NO.
1	523647	1	BEARING, conveyor, rear 3 907727 CAPSCREW, 1/4 NC x 5/8 3 919310 LOCKWASHER, 1/4 3 916622 NUT, 1/4NC 1 915275 FITTING, lubrication, 67-1/2°, 1/8	
2	523617	1	CONVEYOR ASSY., bin 1 914465 FITTING, lubrication, short, str., 1/8	
3	523662	1	BRACE, bearing support 2 919414 BOLT, cge, 5/16NC x 3/4 2 919311 LOCKWASHER, 5/16 2 917372 NUT, 5/16NC	
4	523630	1	PLATE ASSY., cap (Welded) 6 908295 CAPSCREW, 1/4NC x 1/2 6 919310 LOCKWASHER, 1/4 6 916622 NUT, 1/4NC	
5	521564	1	HOUSING ASSY., bearing (Incl. BEARING & CAP) 2 919392 WASHER, 29/32 x 1-1/2 x #16 1 918459 PIN, cotter, 3/16 x 1-1/2	
6	507226	1	BEARING, roller	
7	535475	1	CAP, bearing	
8	516090	1	COLLAR ASSY., (Incl. SETSCREW) 1 902872 SETSCREW, 1/4NC x 1/2	
9	523644	1	SPROCKET, unloading conveyor drive 1 905123 KEY, 3/16 x 3/4 1 917373 LOCKWASHER, 5/8 1 918241 NUT, 5/8NF	
10	523661	1	SHEAVE, unloading conveyor, driven, rear 6 917397 CAPSCREW, 5/16NC x 3/4 6 919311 LOCKWASHER, 5/16	
11	523665	3	SPACER, sheave	

Continued

GRAIN BIN CONVEYOR (Cont'd)

ITEM	PART NUMBER	QTY.	DESCRIPTION	ASSEMBLY OR PACKAGE NO.
12	523660	1	SHEAVE, unloading, driven front 6 919319 CAPSCREW , 5/16NC x 7/8 6 919311 LOCKWASHER , 5/16 6 917372 NUT , 5/16NC	
13	523693	1	BELT, conveyor drive	
14	523658	1	SPROCKET, countershaft, driven 1 905126 KEY, woodruff , 1/4 x 1 1 918459 PIN, cotter , 3/16 x 1-1/2 1 919392 WASHER, 29/32 x 1-1/2 x #16	
15	-----	28	LINK, chain	
16	504066	1	SLIDE, unloading drive chain 1 919418 BOLT, cge, 3/8NC x 2-1/2 1 917861 WASHER, 17/32 x 1-1/2 x #7 1 917378 WASHER , 7/16 x 1 x #14 1 919312 LOCKWASHER , 3/8 1 916950 NUT , 3/8NC	
17	500983	1	BUSHING	
18	521601	1	HOUSING ASSY., bearing (Incl. BUSHING) 2 919392 WASHER, 29/32 x 1-1/2 x #16 1 914465 FITTING, lubrication , short, str., 1/8 1 918459 PIN, cotter , 3/16 x 1-1/2 1 917377 WASHER, 5/16 x 3/4 x #16 1 919313 PIN , cotter , 3/32 x 1/2	
19	523649	1	COUNTERSHAFT, unloading conveyor, front 1 915523 PIN , roll, 5/16 x 1-1/2 1 918459 PIN, cotter , 3/16 x 1-1/2	



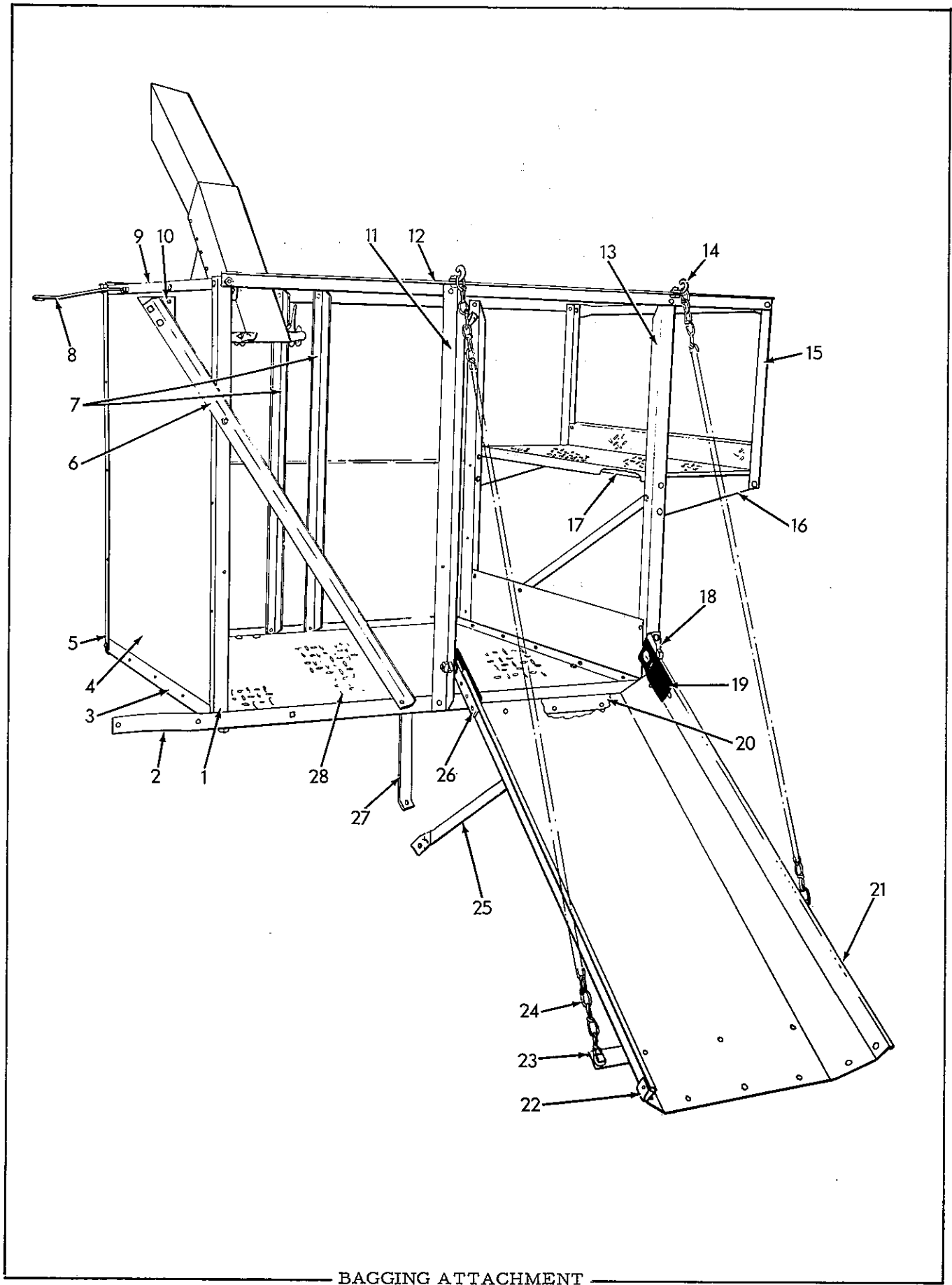
BIN & GEAR BOX CONTROL

ITEM	PART NUMBER	QTY.	DESCRIPTION	ASSEMBLY OR PACKAGE NO.
1	523729	1	ROD ASSY., gear shift, short (Incl. CLIP)	
			1 918430 WASHER, 1/2 x 1-1/4 x #14	
			1 918451 PIN, cotter, 1/8 x 3/4	
			1 917397 CAPSCREW, 5/16NC x 3/4	
			1 917372 NUT, 5/16NC	
			1 919311 LOCKWASHER, 5/16	
2	523717	1	ROD, drive belt release	
			2 916950 NUT, 3/8NC	
			1 919312 LOCKWASHER, 3/8	
			1 916956 WASHER, 13/32 x 3/4 x #16	
3	528757	1	LINK ASSY., clutch engaging	
			2 918452 PIN, cotter 1/8 x 1	
4	528759	1	SUPPORT ASSY., clutch shaft bearing	
			1 908127 CAPSCREW, 3/8NC x 3/4	
			1 917397 CAPSCREW, 5/16NC x 3/4	
			1 919311 LOCKWASHER, 5/16	
			1 919312 LOCKWASHER, 3/8	
			1 917372 NUT, 5/16NC	
			1 916950 NUT, 3/8NC	

Continued

BIN & GEAR BOX CONTROL (Cont'd)

ITEM	PART NUMBER	QTY.	DESCRIPTION	ASSEMBLY OR PACKAGE NO.
5	528784	1	ROD, gear shift long 1 918452 PIN, cotter, 1/8 x 1	
6	528766	1	COLLAR, set (11/16" I. D.) 1 906835 SETSCREW , 5/16NC x 1/2	
7	528767	1	BEARING, control handle 2 919933 CAPSCREW , 5/16NC x 1-1/2 2 919311 LOCKWASHER , 5/16 2 917372 NUT , 5/16NC	
8	528768	1	HANDLE, gear box control rod	
9	528765	1	HANDLE, bin clutch control 1 919932 CAPSCREW , 5/16NC x 1-3/8 1 919311 LOCKWASHER , 5/16 1 917372 NUT , 5/16NC	
10	528769	1	SUPPORT, control handle 1 919933 CAPSCREW , 5/16NC x 1-1/2 1 917398 CAPSCREW , 5/16NC x 1-3/4 2 919311 LOCKWASHER , 5/16 2 917372 NUT , 5/16NC 2 917642 WASHER, plain , 11/32 x 1-1/2 x #12	
11	505819	1	BRACKET, control handle support	
12	528762	1	SHAFT ASSY., clutch control 2 918459 PIN, cotter , 3/16 x 1-1/2	
13	535592	1	SPRING	



BAGGING ATTACHMENT
RH REAR VIEW

BAGGING ATTACHMENT
RH REAR VIEW

ITEM	PART NUMBER	QTY.	DESCRIPTION	ASSEMBLY OR PACKAGE NO.
1	523770	1	POST, rear, RH 2 910994 RIVET	
2	523759	1	RAIL, platform, outer 1 907731 CAPSCREW , 3/8NC x 1 1 916431 CAPSCREW , 5/16NC x 1 1 917400 CAPSCREW , 3/8NC x 1-1/4 1 919311 LOCKWASHER , 5/16 2 919312 LOCKWASHER , 3/8 1 919384 WASHER, 7/16 x 1-1/4 x #11 1 917372 NUT 5/16NC 2 916950 NUT, 3/8NC	
3	502206	1	RAIL, rear bottom 2 910994 RIVET , 5/16 x 3/4	
4	523769	1	SHIELD ASSY., platform, rear (Riveted)(Incl. POSTS, RAILS, & SHIELD) 2 907731 CAPSCREW , 3/8NC x 1 1 916431 CAPSCREW , 5/16NC x 1 1 917397 CAPSCREW , 5/16NC x 3/4 2 919312 LOCKWASHER , 3/8 2 919311 LOCKWASHER , 5/16 2 916950 NUT, 3/8NC 2 917372 NUT, 5/16NC	
5	502204	1	POST, rear, LH 2 910994 RIVET, 5/16 x 3/4	
6	523731	1	BRACE, diagonal 2 908127 CAPSCREW , 3/8NC x 3/4 2 919312 LOCKWASHER , 3/8 2 916950 NUT, 3/8NC	
7	523763	2	ANGLE, support, front 2 910994 RIVET , 5/16 x 3/4	
8	502209	1	EYEBOLT, shield, rear 1 916431 CAPSCREW , 5/16NC x 1 2 919311 LOCKWASHER , 5/16 3 917372 NUT, 5/16NC	
9	502205	1	RAIL, rear top 2 910994 RIVET , 5/16 x 3/4	
10	510294	1	GUSSET, brace 1 908127 CAPSCREW , 3/8NC x 3/4 1 919312 LOCKWASHER , 3/8 1 916950 NUT, 3/8NC	
11	522242	1	POST, chute 2 910994 RIVET , 5/16 x 3/4	

Continued

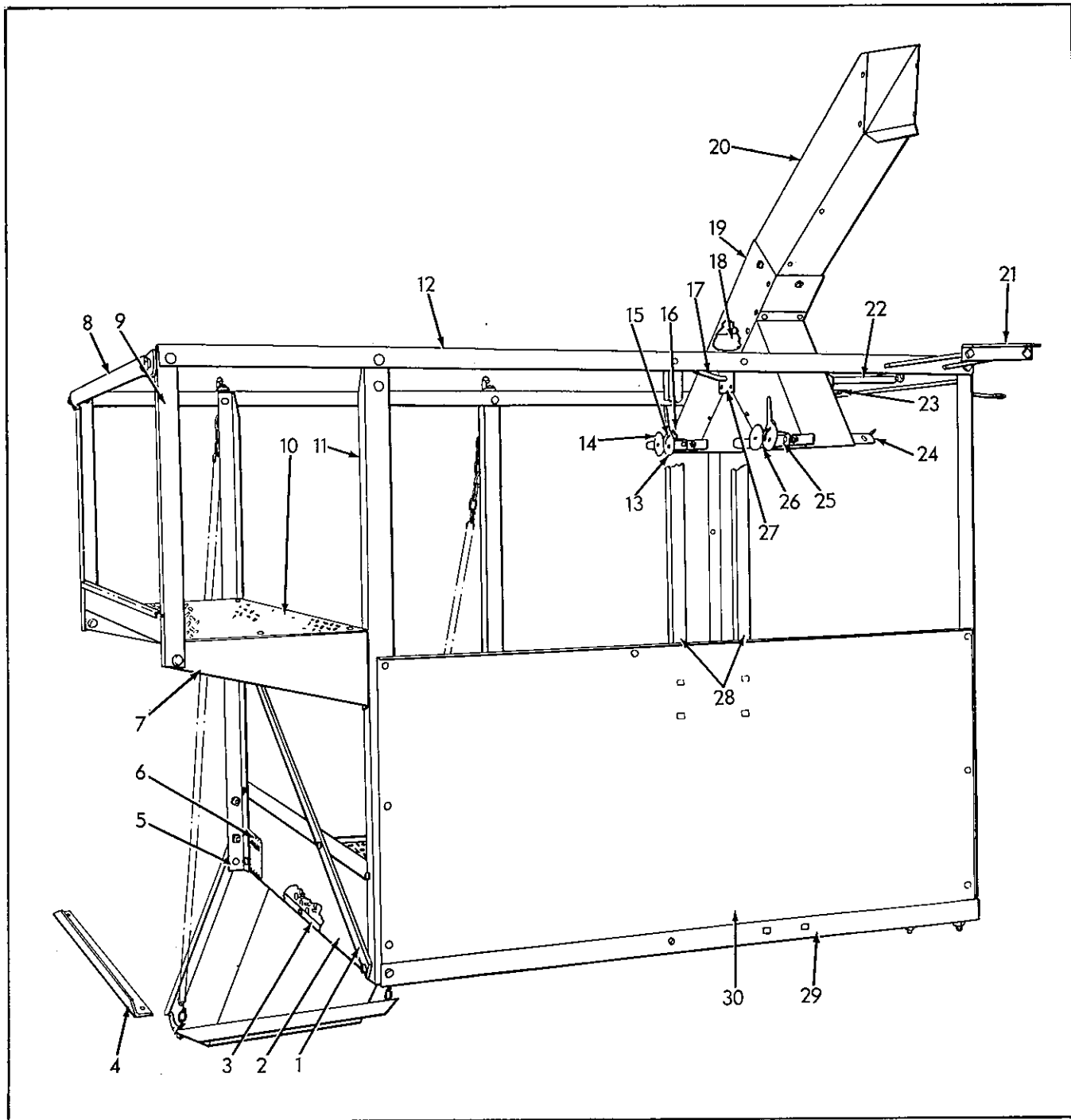
BAGGING ATTACHMENT (Cont'd)
RH REAR VIEW

ITEM	PART NUMBER	QTY.	DESCRIPTION	ASSEMBLY OR PACKAGE NO.			
12	523758	1	FRAME ASSY., platform, RH (Incl. POSTS & RAILS)				
			1 917397 CAPSCREW , 5/16NC x 3/4				
			1 917400 CAPSCREW , 3/8NC x 1-1/4				
			1 907731 CAPSCREW , 3/8NC x 1				
			1 919311 LOCKWASHER , 5/16				
			2 919312 LOCKWASHER, 3/8				
			1 917372 NUT, 5/16NC				
			2 916950 NUT, 3/8NC				
			12	523760	1	RAIL, top, RH	
						3 910994 RIVET , 5/16 x 3/4	
1 917397 CAPSCREW , 5/16NC x 3/4							
1 919311 LOCKWASHER , 5/16							
1 917372 NUT, 5/16NC							
13	502243	1	POST, platform, front RH				
		2	910994 RIVET , 5/16 x 3/4				
14	500404	2	HOOK, sack chute chain				
		1	907731 CAPSCREW , 3/8NC x 1				
		1	919312 LOCKWASHER , 3/8				
		1	916950 NUT, 3/8NC				
15	515595	2	POST, platform seat				
		2	910994 RIVET , 5/16 x 3/4				
16	502245	1	BRACKET, seat, RH				
		3	910994 RIVET , 5/16 x 3/4				
17	515597	1	SUPPORT, platform seat				
		2	917397 CAPSCREW , 5/16NC x 3/4				
		2	919311 LOCKWASHER , 5/16				
		2	917372 NUT, 5/16NC				
18	500390	1	ANGLE, sack chute hinge				
		2	908127 CAPSCREW , 3/8NC x 3/4				
		2	919312 LOCKWASHER , 3/8				
		2	916950 NUT, 3/8NC				
19	500427	2	GUARD, sack chute hinge				
20	500422	1	STIFFENER, end, upper				
		5	915261 RIVET , 3/16 x 9/16				
21	502265	1	CHUTE ASSY., sack				
		2	919325 BOLT , 1/2NC x 1-3/4				
		2	918431 WASHER , 9/16 x 1-3/8 x #10				
		2	916966 LOCKWASHER , 1/2				
		2	916951 NUT, 1/2NC				
22	500426	1	STIFFENER, end, lower				
		7	915261 RIVET , 3/16 x 9/16				
23	500424	1	ANGLE, support				
		3	910516 RIVET , 3/16 x 7/16				
24	502618	2	CHAIN, chute				
		1	907731 CAPSCREW , 3/8NC x 1				
		1	917378 WASHER , 7/16 x 1 x #14				
		1	919312 LOCKWASHER , 3/8				
		1	916950 NUT, 3/8NC				

Continued

BAGGING ATTACHMENT (Cont'd)
RH REAR VIEW

ITEM	PART NUMBER	QTY.	DESCRIPTION	ASSEMBLY OR PACKAGE NO.
25	502261	1	BRACE, platform frame 1 916431 CAPSCREW , 5/16NC x 1 1 907731 CAPSCREW , 3/8NC x 1 1 919311 LOCKWASHER , 5/16 1 919312 LOCKWASHER , 3/8 1 917372 NUT, 5/16NC 1 916950 NUT, 3/8NC	
26	500423	2	HINGE 3 910297 RIVET , 1/4 x 5/8 1 919325 BOLT , 1/2NC x 1-3/4 1 918431 WASHER , 9/16 x 1-3/8 x #10 1 916966 LOCKWASHER , 1/2 1 916951 NUT, 1/2NC	
27	511181	1	BRACE, outer rail 1 917400 CAPSCREW , 3/8NC x 1-1/4 1 907731 CAPSCREW , 3/8NC x 1 1 911377 WASHER , 7/16 x 1-1/4 x #11 2 919312 LOCKWASHER , 3/8 2 916950 NUT, 3/8NC	
28	516476	1	PLATFORM 6 917397 CAPSCREW , 5/16NC x 3/4 6 919311 LOCKWASHER , 5/16 6 917372 NUT, 5/16NC	



BAGGING ATTACHMENT
LH FRONT VIEW

ITEM	PART NUMBER	QTY.	DESCRIPTION	ASSEMBLY OR PACKAGE NO.
1	502258	1	BRACE, diagonal, front	
			1 916431 CAPSCREW , 5/16NC x 1	
			1 908295 CAPSCREW , 1/4NC x 1/2	
			1 917397 CAPSCREW , 5/16NC x 3/4	
			1 919310 LOCKWASHER , 1/4	
			2 919311 LOCKWASHER , 5/16	
			1 916622 NUT, 1/4NC	
			2 917372 NUT, 5/16NC	

Continued

BAGGING ATTACHMENT (Cont'd)
LH FRONT VIEW

ITEM	PART NUMBER	QTY.	DESCRIPTION	ASSEMBLY OR PACKAGE NO.
2	502257	1	SHEET, platform, front 2 917397 CAPSCREW , 5/16NC x 3/4 5 908295 CAPSCREW , 1/4NC x 1/2 2 919311 LOCKWASHER , 5/16 5 919310 LOCKWASHER , 1/4 2 917372 NUT, 5/16NC 5 916622 NUT, 1/4NC	
3	502256	1	ANGLE, platform, front bottom 1 917397 CAPSCREW , 5/16NC x 3/4 1 916431 CAPSCREW , 5/16NC x 1 2 919311 LOCKWASHER , 5/16 2 917372 NUT, 5/16NC	
4	502269	1	ANGLE, tongue cross 2 917397 CAPSCREW , 5/16NC x 3/4 2 919311 LOCKWASHER , 5/16 2 917372 NUT, 5/16NC	
5	502246	1	STRAP, post, front RH 2 910994 RIVET , 5/16 x 3/4	
6	525103	1	SIGN, safety 2 916079 SCREW, #10NC x 3/8 2 910533 LOCKWASHER , #10 2 916621 NUT, #10NC	
7	502253	1	BRACKET, seat, LH 3 910994 RIVET , 5/16 x 3/4	
8	502259	1	RAIL, platform seat back 2 917397 CAPSCREW , 5/16NC x 3/4 2 919311 LOCKWASHER , 5/16 2 917372 NUT, 5/16NC	
9	515595	1	POST, platform seat 2 910994 RIVET , 5/16 x 3/4	
10	515596	1	SEAT, platform 2 908295 CAPSCREW , 1/4NC x 1/2 4 917397 CAPSCREW , 5/16NC x 3/4 2 919310 LOCKWASHER , 1/4 4 919311 LOCKWASHER , 5/16 2 916622 NUT, 1/4NC 4 917372 NUT, 5/16NC	
11	502250	1	POST, platform, front LH 2 910994 RIVET , 5/16 x 3/4	

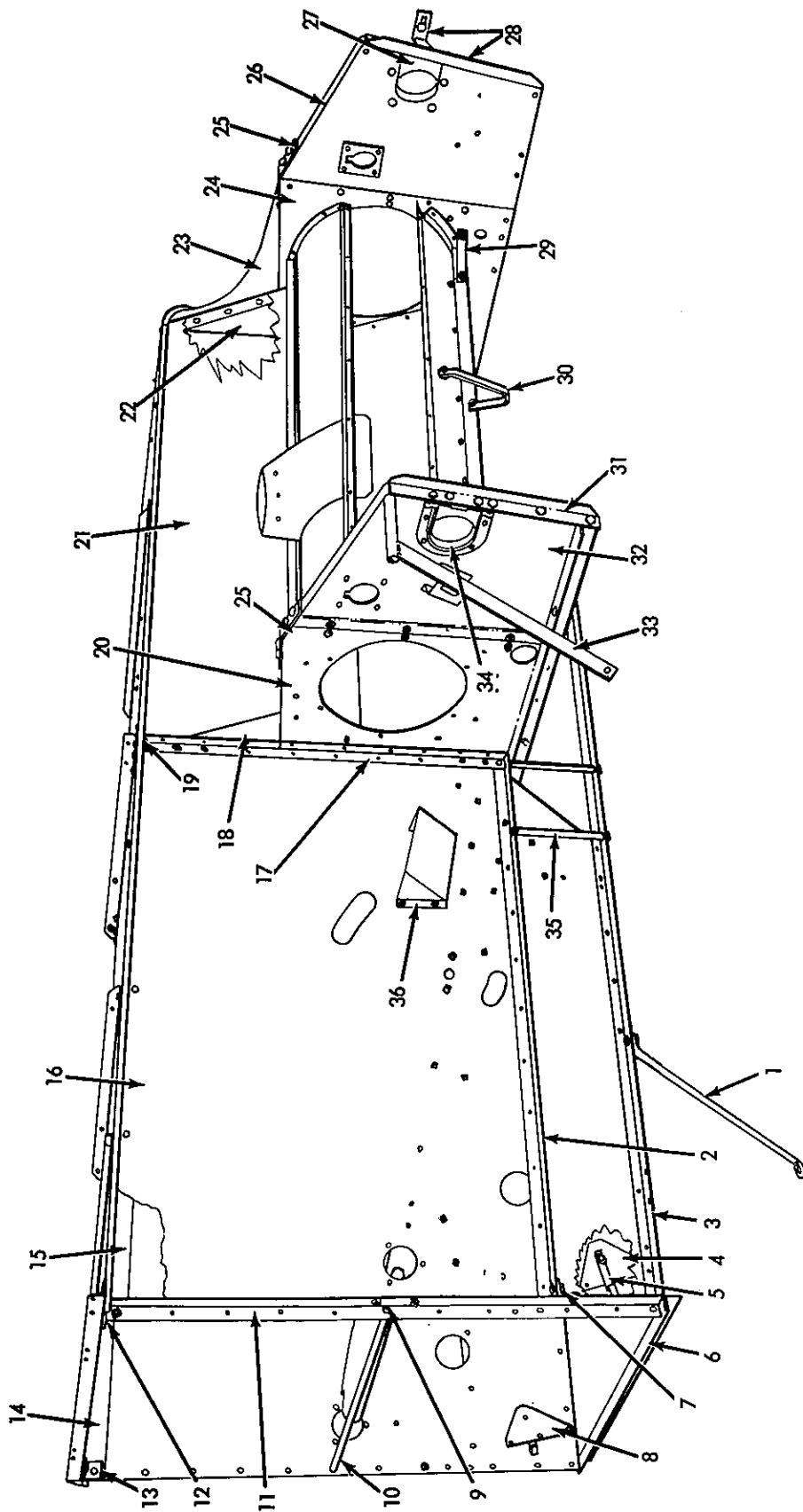
Continued

BAGGING ATTACHMENT (Cont'd)
LH FRONT VIEW

ITEM	PART NUMBER	QTY.	DESCRIPTION	ASSEMBLY OR PACKAGE NO.	
12	523761	1	FRAME ASSY., platform, LH (Riveted)(Incl. RAILS, POSTS, SEAT BRACKET, & SHIELD)		
			1 917400 CAPSCREW , 3/8NC x 1-1/4		
			1 907731 CAPSCREW , 3/8NC x 1		
			1 917397 CAPSCREW , 5/16NC x 3/4		
			1 919384 WASHER , 7/16 x 1-1/4 x #11		
			2 919312 LOCKWASHER , 3/8		
			1 910287 LOCKWASHER		
			1 919311 LOCKWASHER , 5/16		
			2 916950 NUT, 3/8NC		
	1 910324 NUT				
	1 917372 NUT, 5/16NC				
	12	523762	1	RAIL, top, LH	
				4 910994 RIVET , 5/16 x 3/4	
				1 917397 CAPSCREW , 5/16NC x 3/4	
				1 919311 LOCKWASHER , 5/16	
13	505820	2	TRIGGER, bag holder		
			1 910282 RIVET , 3/16 x 1/2		
13	505820	2	1 910531 WASHER, riveting, 3/16		
14	504289	2	DISC, bag holders		
			1 910282 RIVET , 3/16 x 1/2		
15	505859	1	HOLDER ASSY., bag, front RH		
			2 907722 SCREW, machine , 1/4NC x 5/8		
			2 919310 LOCKWASHER , 1/4		
			2 916622 NUT, 1/4NC		
	15	504292	2	HOLDER, bag front	
2 907722 SCREW, machine , 1/4NC x 5/8					
2 919310 LOCKWASHER , 1/4					
16	504302	2	SPRING, trigger		
			1 917393 SCREW, #8NC x 3/8		
16	504302	2	1 922097 LOCKWASHER , #8		
			1 917385 NUT, #8NC		
17	503783	1	PIVOT, valve		
18	503781	1	VALVE, spout		
			2 917388 SCREW, machine , #10NC x 3/4		
			2 910533 LOCKWASHER , #10		
			2 916621 NUT, #10NC		
19	505861	1	HEAD ASSY., bagger (Incl. SPOUT, VALVE, BAG HOLDERS & BRACKETS)		
			2 916081 SCREW, machine , 1/4NC x 1/2		
			2 919310 LOCKWASHER , 1/4		
			2 916622 NUT, 1/4NC		
	19	503777	1	SPOUT ASSY., bagger	
2 916892 BOLT , 5/16NC x 6-1/4					
2 919311 LOCKWASHER , 5/16					
			2 917372 NUT, 5/16NC		

BAGGING ATTACHMENT (Cont'd)
LH FRONT VIEW

ITEM	PART NUMBER	QTY.	DESCRIPTION	ASSEMBLY OR PACKAGE NO.
20	502210	1	SPOUT ASSY., elevator (Riveted) 4 916081 SCREW, machine 4 919310 LOCKWASHER 4 916622 NUT	
21	501857	1	ANGLE, elevator clamp 2 916882 BOLT 2 919311 LOCKWASHER 2 917372 NUT	
22	502232	2	SPACER, bagger spout	
23	502219	1	PLATE, bag holder, rear 2 916892 BOLT 2 919311 LOCKWASHER 2 917372 NUT 3 910516 RIVET	
24	504303	2	HOLDER, bag, rear 2 907722 SCREW, machine 2 919310 LOCKWASHER 2 916622 NUT	
25	505821	2	BRACKET, bag holder 2 907722 SCREW, machine 2 919310 LOCKWASHER 2 916622 NUT	
26	505860	1	HOLDER ASSY., bag, front LH 2 907722 SCREW, machine 2 919310 LOCKWASHER 2 916622 NUT	
27	502218	1	PLATE, valve bearing, front 2 910516 RIVET	
28	523763	2	ANGLE, support 2 910994 RIVET	
29	523765	1	RAIL, platform, inside 1 907731 CAPSCREW 1 917400 CAPSCREW 1 919312 LOCKWASHER 1 919384 WASHER 2 916950 NUT	
30	523766	1	SHEET, platform side, LH 4 910516 RIVET 2 910994 RIVET 3 908295 CAPSCREW 3 919310 LOCKWASHER 3 916622 NUT	



SEPARATOR HOUSING
Right Front View

SEPARATOR HOUSING
RIGHT FRONT VIEW

ITEM	PART NUMBER	QTY.	DESCRIPTION	ASSEMBLY OR PACKAGE NO.
1	529163	1	BRACE, frame diagonal lower, RH 2 907731 CAPSCREW, 3/8NC x 1 2 919312 LOCKWASHER , 3/8 2 916950 NUT, 3/8NC	
2	501771	1	SILL, separator, front 15 910516 RIVET , 3/16 x 7/16 2 910990 RIVET , 5/16 x 5/8	
3	501783	1	SILL, front, sub 10 910516 RIVET , 3/16 x 7/16 1 910528 RIVET , 5/16 x 3/4 2 916887 BOLT , 3/8NC x 9-1/4 1 916888 BOLT , 3/8NC x 9-1/2 3 919312 LOCKWASHER , 3/8 3 916950 NUT, 3/8NC	
4	510278	1	STOP, tailings trough door, front 1 910516 RIVET , 3/16 x 7/16 2 910911 RIVET , 2-1/2#	
5	510277	2	LATCH, tailings trough door 1 907722 SCREW, machine, 1/4NC x 5/8 1 917377 WASHER , 5/16 x 3/4 x #16 1 919310 LOCKWASHER , 1/4 1 916622 NUT, 1/4NC	
6	501801	1	ANGLE, tie, RH lower 2 917397 CAPSCREW, 5/16NC x 3/4 2 919311 LOCKWASHER , 5/16 2 917372 NUT, 5/16NC	
7	501643	1	CLIP, sill angle 2 908127 CAPSCREW, 3/8NC x 3/4 2 919312 LOCKWASHER , 3/8 2 916950 NUT, 3/8NC	
8	510279	1	STOP, tailings trough door, rear 3 910911 RIVET , 2-1/2# 1 910516 RIVET , 3/16 x 7/16	
9	501974	1	ROD, frame tie (3/8 x 33-1/4) 2 919312 LOCKWASHER , 3/8 2 916950 NUT, 3/8NC	
10	524354	1	SPACER, tie rod (.493 I. D. x 5/8 O. D. x 31-5/8)	
11	501784	1	POST, RH front 8 910516 RIVET , 3/16 x 7/16 1 910528 RIVET , 5/16 x 3/4	
12	501782	1	CLIP, end, front 2 919319 CAPSCREW, 5/16NC x 7/8 2 919311 LOCKWASHER , 5/16 2 917372 NUT, 5/16NC	
13	501645	1	CLIP, end, rear 2 919319 CAPSCREW , 5/16NC x 7/8 2 919311 LOCKWASHER , 5/16 2 917372 NUT, 5/16NC	

Continued

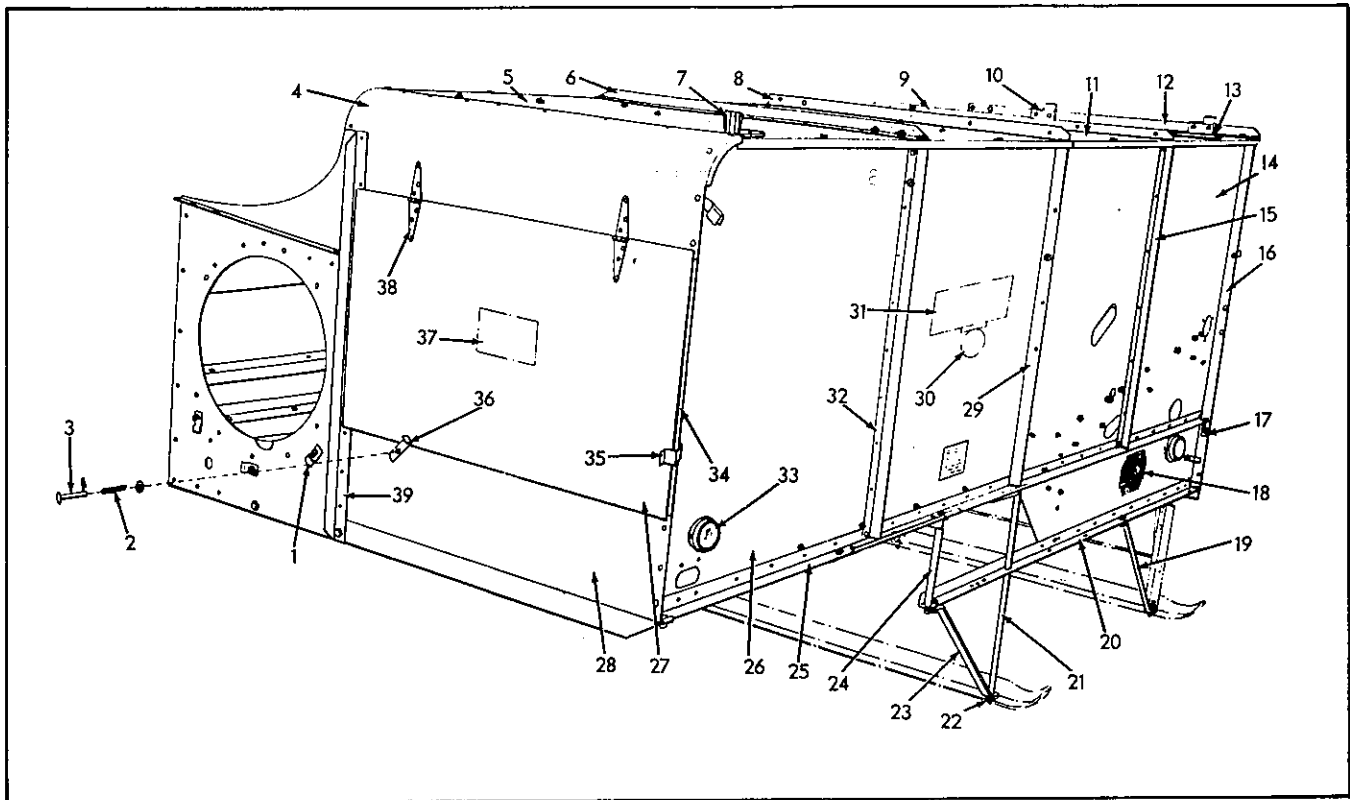
SEPARATOR HOUSING (Cont'd)
RIGHT FRONT VIEW

ITEM	PART NUMBER	QTY.	DESCRIPTION	ASSEMBLY OR PACKAGE NO.
14	520061	1	REINFORCEMENT, right deck, rear 1 910280 RIVET , 3/16 x 3/8 1 910282 RIVET, 3/16 x 1/2	
15	520060	1	REINFORCEMENT, right deck, front 2 910280 RIVET , 3/16 x 3/8	
16	510280	1	SHEET, housing, RH front 26 910516 RIVET , 3/16 x 7/16 5 910282 RIVET , 3/16 x 1/2	
17	501765	1	POST, front, center 4 910989 RIVET , 3/16 x 3/4 6 910282 RIVET , 3/16 x 1/2 1 910990 RIVET , 5/16 x 5/8	
18	501756	1	END, RH 3 910282 RIVET , 3/16 x 1/2 3 907168 RIVET , 4#	
19	501755	1	CLIP, discharge cover 2 910282 RIVET , 3/16 x 1/2 1 907168 RIVET , 4#	
20	528826	1	PLATE, cylinder side, RH rear 1 907168 RIVET , 4# 1 910282 RIVET , 3/16 x 1/2 2 910989 RIVET , 3/16 x 3/4 2 919318 CAPSCREW, 5/16NC x 5/8 1 917397 CAPSCREW, 5/16NC x 3/4 3 919311 LOCKWASHER , 5/16 3 917372 NUT, 5/16NC	
21	505865	1	DISCHARGE ASSY., cylinder (Incl. DISCHARGE COVER, ENDS, ANGLE & FILLER) 6 907168 RIVET , 4# 7 910282 RIVET , 3/16 x 1/2	
	505804	1	COVER, cylinder discharge 4 910282 RIVET , 3/16 x 1/2 6 907168 RIVET , 4#	
22	501757	1	END, LH 5 907168 RIVET , 4# 2 910282 RIVET , 3/16 x 1/2	
23	533225	1	EXTENSION, cylinder side upper, LH 1 907168 RIVET , 4#	
24	517607	1	PLATE, side, LH rear 1 917397 CAPSCREW, 5/16NC x 3/4 2 908127 CAPSCREW, 3/8NC x 3/4 1 919310 LOCKWASHER , 1/4 1 917372 NUT, 5/16NC 2 919312 LOCKWASHER , 3/8 2 916950 NUT, 3/8NC	

Continued

SEPARATOR HOUSING (Cont'd)
RIGHT FRONT VIEW

ITEM	PART NUMBER	QTY.	DESCRIPTION	ASSEMBLY OR PACKAGE NO.
25	533380	2	STIFFENER, cylinder side plate 2 919414 BOLT, cge, 5/16NC x 3/4 2 919413 BOLT, cge, 5/16NC x 5/8 4 919311 LOCKWASHER , 5/16 4 917372 NUT , 5/16NC	
26	533359	1	PLATE ASSY., side, LH (Riveted) 2 908127 CAPSCREW, 3/8NC x 3/4 3 919312 LOCKWASHER , 3/8 3 916950 NUT , 3/8NC 1 916946 BOLT, 3/8NC x 3/4, cge.	
27	533379	2	CAP, bearing ring header pivot 2 919319 CAPSCREW, 5/16NC x 7/8 2 919311 LOCKWASHER , 5/16 4 916875 WASHER, 13/32 x 1 x #22	
28	533363	1	BRACKET ASSY., chain shield latch 3 917397 CAPSCREW, 5/16NC x 3/4 3 919311 LOCKWASHER , 5/16 3 917372 NUT , 5/16NC	
29	509004	1	BRACE, adjusting rod bracket 1 908127 CAPSCREW, 3/8NC x 3/4 1 919312 LOCKWASHER , 3/8 1 916950 NUT , 3/8NC	
30	517112	1	BRACE, concave support 2 907731 CAPSCREW, 3/8NC x 1 1 921933 BOLT, cge, 3/8NC x 1-1/4 3 919312 LOCKWASHER , 3/8 1 917378 WASHER, 7/16 x 1x #14 3 916950 NUT , 3/8NC	
31	533381	1	SUPPORT, side, RH 3 917397 CAPSCREW, 5/16NC x 3/4 3 919311 LOCKWASHER , 5/16 3 917372 NUT , 5/16NC	
32	533356	1	PLATE ASSY., side, RH 1 908127 CAPSCREW, 3/8NC x 3/4 1 919318 CAPSCREW, 5/16NC x 5/8 1 919311 LOCKWASHER , 5/16 1 919312 LOCKWASHER , 3/8 1 917372 NUT , 5/16NC 1 916950 NUT , 3/8NC	
33	533376	1	BRACE ASSY., side 1 917279 CAPSCREW, 1/2NC x 1-1/4 1 916966 LOCKWASHER , 1/2 1 916951 NUT , 1/2NC	
34	533358	2	RING, header pivot 4 913167 RIVET, 5/16 x 1	
35	501648	4	SPACER, frame (3/8 x 8-3/8 pipe)	
36	501595	1	HOPPER, elevator chute 4 917457 SCREW, machine , 5/16NC x 5/8 4 919310 LOCKWASHER , 1/4 4 916622 NUT , 1/4NC	



SEPARATOR HOUSING
LH REAR VIEW

ITEM	PART NUMBER	QTY.	DESCRIPTION	ASSEMBLY OR PACKAGE NO.
1	501907	3	CLIP, cap plate, LH	
2	501107	1	SPRING, door latch	
3	501210	1	PIN, door latch	
		1	917377 WASHER, 5/16 x 3/4 x #16	
		1	918448 PIN, cotter, 3/32 x 1	
4	505801	1	END, upper, LH	
		3	910516 RIVET, 3/16 x 7/16	
		6	907168 RIVET, 4#	
		2	910282 RIVET, 3/16 x 1/2	
5	505802	1	SHEET, deck, LH	
		8	910516 RIVET, 3/16 x 7/16	
		5	907168 RIVET, 4#	
		5	919318 CAPSCREW, 5/16NC x 5/8	
		5	919311 LOCKWASHER, 5/16	
		5	917372 NUT, 5/16NC	
6	523740	1	ANGLE, deck reinforcing LH	
		5	910516 RIVET, 3/16 x 7/16	
		4	917397 CAPSCREW, 5/16NC x 3/4	
		4	919311 LOCKWASHER, 5/16	
		4	917372 NUT, 5/16NC	
7	523508	1	SOCKET ASSY., lamp bracket	
		2	917397 CAPSCREW, 5/16NC x 3/4	
		2	919311 LOCKWASHER, 5/16	
		2	917372 NUT, 5/16NC	

Continued

SEPARATOR HOUSING (Cont'd)
LH REAR VIEW

ITEM	PART NUMBER	QTY.	DESCRIPTION	ASSEMBLY OR PACKAGE NO.
8	523741	1	ANGLE, deck, center 3 910516 RIVET, 3/16 x 7/16 6 917397 CAPSCREW, 5/16NC x 3/4 6 919311 LOCKWASHER, 5/16 6 917372 NUT, 5/16NC	
9	523739	1	ANGLE, deck reinforcing, RH 4 910516 RIVET, 3/16 x 7/16 1 919318 CAPSCREW, 5/16NC x 5/8 1 919319 CAPSCREW, 5/16NC x 7/8 2 919311 LOCKWASHER, 5/16 2 917372 NUT, 5/16NC	
10	520066	2	LEAF, hinge 2 910924 RIVET, 1/4 x 5/8	
11	501660	1	SHEET, deck, RH 15 910516 RIVET, 3/16 x 7/16	
12	520063	1	ANGLE ASSY., deck, right (Incl. HINGE LEAF) 4 910516 RIVET, 3/16 x 7/16 4 917397 CAPSCREW, 5/16NC x 3/4 1 919318 CAPSCREW, 5/16NC x 5/8 5 919311 LOCKWASHER, 5/16 5 917372 NUT, 5/16NC	
13	507251	1	STRIP, straw hood bumper 2 919412 BOLT, cge, 1/4NC x 1 1 919322 BOLT, cge, 1/4NC x 7/8 3 919310 LOCKWASHER, 1/4 3 916622 NUT, 1/4NC	
14	510281	1	SHEET, rear side, RH 25 910516 RIVET, 3/16 x 7/16 6 910282 RIVET, 3/16 x 1/2	
15	509014	1	POST, side sheet, RH rear 1 910282 RIVET, 3/16 x 1/2 1 910297 RIVET, 1/4 x 5/8 4 910516 RIVET, 3/16 x 7/16	
16	501640	1	POST, rear, RH 7 910516 RIVET, 3/16 x 7/16 1 910528 RIVET, 5/16 x 3/4	
17	501643	1	CLIP, sill angle 2 908127 CAPSCREW, 3/8NC x 3/4 2 919312 LOCKWASHER, 3/8 2 916950 NUT, 3/8NC	
18	502394	1	TRANSFER, belt diagram	
19	529163	1	BRACE, frame diagonal, lower 2 907731 CAPSCREW, 3/8NC x 1 2 919312 LOCKWASHER, 3/8 2 916950 NUT, 3/8NC	

Continued

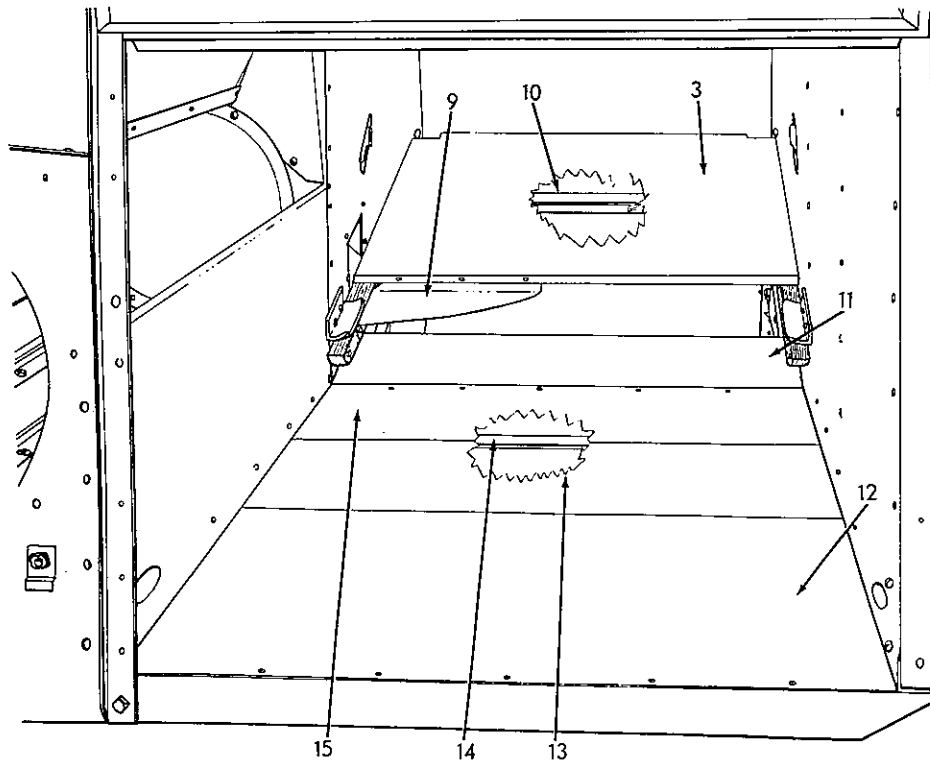
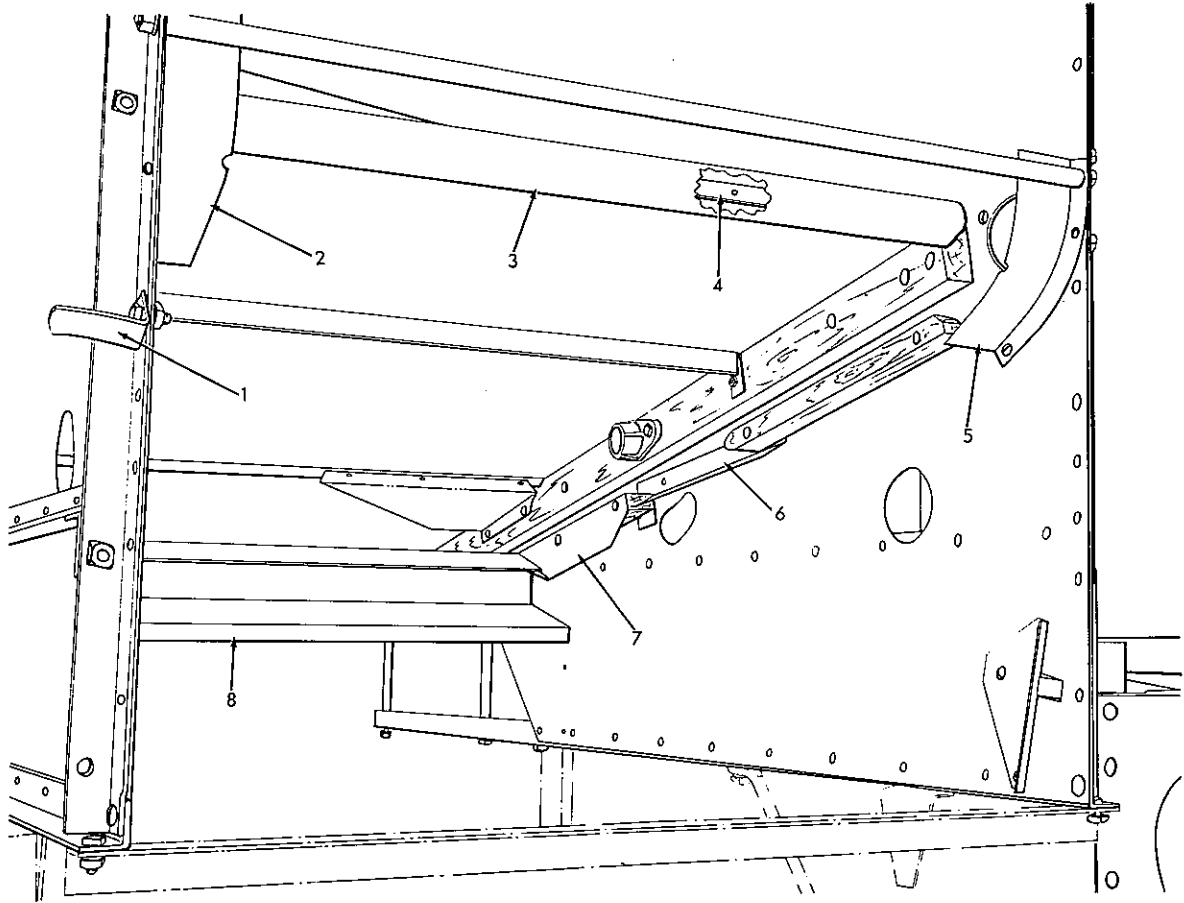
SEPARATOR HOUSING (Cont'd)
LH REAR VIEW

ITEM	PART NUMBER	QTY.	DESCRIPTION	ASSEMBLY OR PACKAGE NO.
20	501644	1	SILL, rear, sub 10 910516 RIVET, 3/16 x 7/16 1 910528 RIVET, 5/16 x 3/4 1 916985 BOLT, 3/8NC x 9-1/2 1 919312 LOCKWASHER, 3/8 1 916950 NUT, 3/8NC	
21	512155	1	SPACER, skid angle (1/2" x 13-3/16 Pipe)	
22	512156	1	ROD, skid angle spacer (3/8" x 23-5/8) 2 916966 LOCKWASHER, 1/2 2 916950 NUT, 3/8NC	
23	512154	1	BRACE, skid angle 1 907731 CAPSCREW, 3/8NC x 1 1 919312 LOCKWASHER, 3/8 1 916950 NUT, 3/8NC	
24	501648	1	SPACER, frame (3/8 x 8-3/8)	
25	501639	1	ANGLE, rear sill 15 910516 RIVET, 3/16 x 7/16 3 910990 RIVET, 5/16 x 5/8 1 910297 RIVET, 1/4 x 5/8	
26	507480	1	SHEET, rear side, LH 25 910516 RIVET, 3/16 x 7/16 6 910282 RIVET, 3/16 x 1/2	
27	507330	1	DOOR ASSY., end (Incl. HINGES) 6 911200 RIVET, 3/16 x 1/4	
28	501795	1	END, lower, LH 3 910516 RIVET, 3/16 x 7/16 3 910282 RIVET, 3/16 x 1/2 5 907722 SCREW, machine, 1/4NC x 5/8 5 919310 LOCKWASHER, 1/4 5 916622 NUT, 1/4NC	
29	518088	1	POST ASSY., center rear (Welded) 1 910990 RIVET, 5/16 x 5/8 6 910282 RIVET, 3/16 x 1/2 2 917397 CAPSCREW, 5/16NC x 3/4 2 919311 LOCKWASHER, 5/16 2 917372 NUT, 5/16NC	
30	545036	1	TRANSFER "72"	
31	544962	1	TRANSFER, ALL-CROP Harvester	
32	507481	1	POST, side sheet, LH rear 7 910516 RIVET, 3/16 x 7/16 1 910990 RIVET, 5/16 x 5/8	
33	641469	2	MARKER, red 2 916081 SCREW, machine, 1/4NC x 1/2 2 919310 LOCKWASHER, 1/4 2 916622 NUT, 1/4NC	

Continued

SEPARATOR HOUSING (Cont'd)
LH REAR VIEW

ITEM	PART NUMBER	QTY.	DESCRIPTION	ASSEMBLY OR PACKAGE NO.
34	505807	1	POST, rear, LH	
		7	910516 RIVET, 3/16 x 7/16	
		1	910990 RIVET, 5/16 x 5/8	
35	525852	2	LATCH, door end	
		1	910282 RIVET, 3/16 x 1/2	
		1	910531 WASHER, 3/16	
36	519401	1	LATCH, door	
37	517860	1	TRANSFER, cylinder belt tightener	
38	535583	2	HINGE	
		6	911200 RIVET, 3/16 x 1/4	
39	505808	1	POST, separator front, LH	
		5	910282 RIVET, 3/16 x 1/2	
		4	910516 RIVET, 3/16 x 7/16	
		1	908127 CAPSCREW, 3/8NC x 3/4	
		1	919312 LOCKWASHER, 3/8	
		1	916950 NUT, 3/8NC	



SEPARATOR HOUSING
LH & RH End View
110

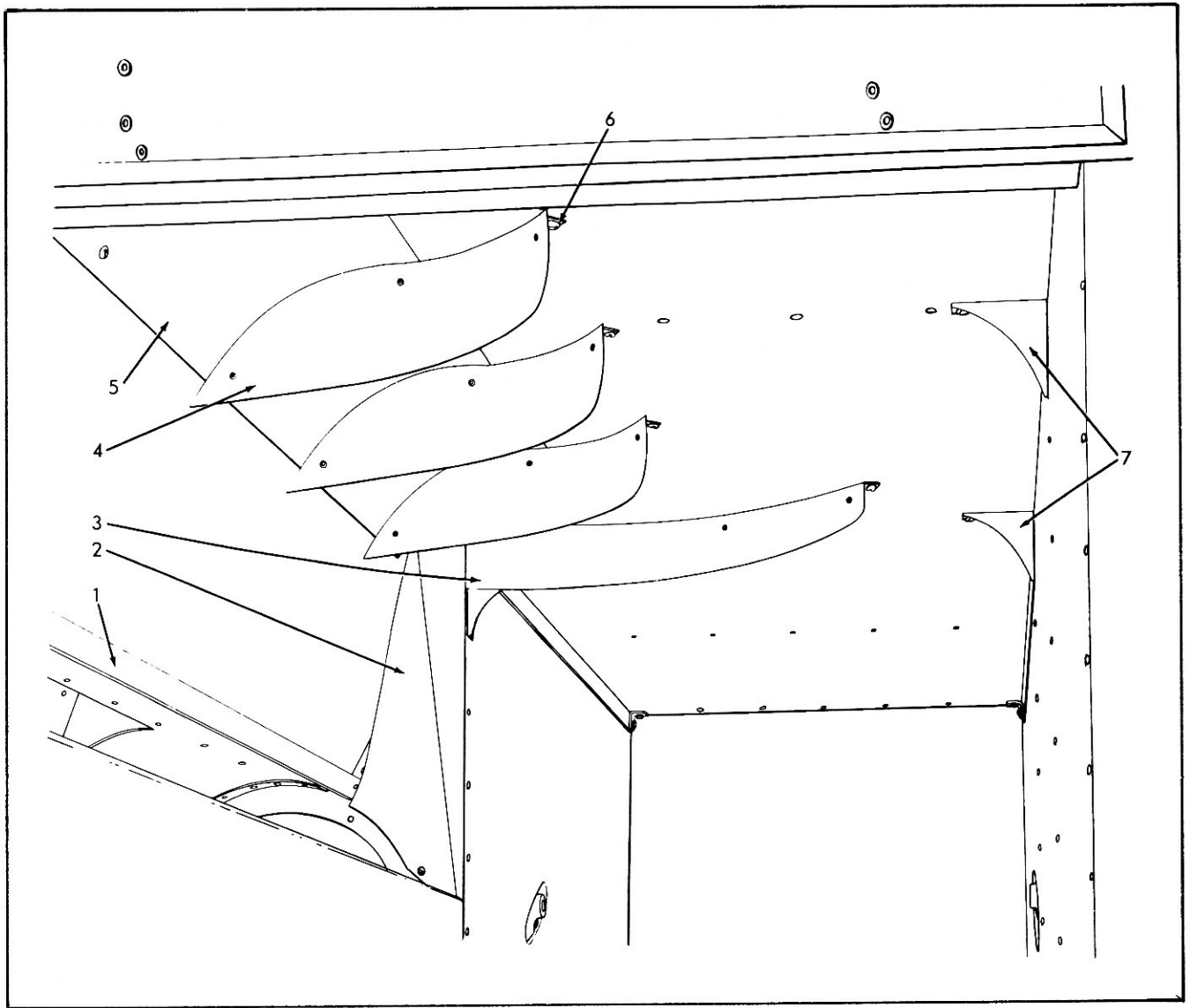
SEPARATOR HOUSING
LH & RH End View

ITEM	PART NUMBER	QTY.	DESCRIPTION	ASSEMBLY OR PACKAGE NO.
1	510402	1	GUIDE, separator drive belt 1 919318 CAPSCREW, 5/16NC x 5/8 1 919311 LOCKWASHER, 5/16 1 917372 NUT, 5/16NC	
2	507334	1	DEFLECTOR, grain drag end, rear 1 916081 SCREW, machine, 1/4NC x 1/2 1 919310 LOCKWASHER, 1/4 1 916622 NUT, 1/4NC	
3	517705	1	FLOOR ASSY., grain drag return (Incl. FLOOR, STIFFENER & TAILINGS TROUGH) 2 919316 CAPSCREW, 1/4NC x 1-3/4 2 907730 CAPSCREW, 5/16NC x 2-1/4 2 919310 LOCKWASHER, 1/4 2 919311 LOCKWASHER, 5/16 2 916622 NUT, 1/4NC 2 917372 NUT, 5/16NC	
4	517707	1	STIFFENER, floor, RH 5 910525 RIVET, 3/16 x 7/16 4 908295 CAPSCREW, 1/4NC x 1/2 4 919310 LOCKWASHER, 1/4 4 916622 NUT, 1/4NC	
5	507335	1	DEFLECTOR, grain drag end, front 1 916081 SCREW, machine, 1/4NC x 1/2 1 919310 LOCKWASHER, 1/4 1 916622 NUT, 1/4NC	
6	{ 512562	1	SHIELD, drag chain, front	
	{ 512563	1	SHIELD, drag chain, rear (Not Illustrated)	
7	{ 507327	1	SHIELD, sieve shoe side, front	
	{ 507328	1	SHIELD, sieve shoe side, rear (Not Illustrated)	
8	501807	1	SHIELD, fan drum dirt 6 916081 SCREW, machine, 1/4NC x 1/2 6 919310 LOCKWASHER, 1/4 6 916622 NUT, 1/4NC	
9	501923	1	TROUGH, tailings distributor 3 901149 RIVET, 3#	
10	517707	1	STIFFENER, grain drag floor 5 910525 RIVET, 3/16 x 7/16	
11	507329	1	FLOOR, grain drag, center 6 916081 SCREW, machine, 1/4NC x 1/2 6 919310 LOCKWASHER, 1/4 6 916622 NUT, 1/4NC	
12	502754	1	FLOOR, grain drag, LH outer	

Continued

SEPARATOR HOUSING (Cont'd)
LH & RH End View

ITEM	PART NUMBER	QTY.	DESCRIPTION	ASSEMBLY OR PACKAGE NO.
13	502753	1	FLOOR, grain drag, LH center 4 907727 CAPSCREW, 1/4NC x 5/8 4 908295 CAPSCREW, 1/4NC x 1/2 14 919310 LOCKWASHER , 1/4 14 916622 NUT, 1/4NC 6 907722 SCREW, machine , 1/4NC x 5/8	
14	502755	1	ANGLE, grain drag floor, LH	
15	502752	1	FLOOR, grain drag, LH inner 5 910282 RIVET , 3/16 x 1/2	



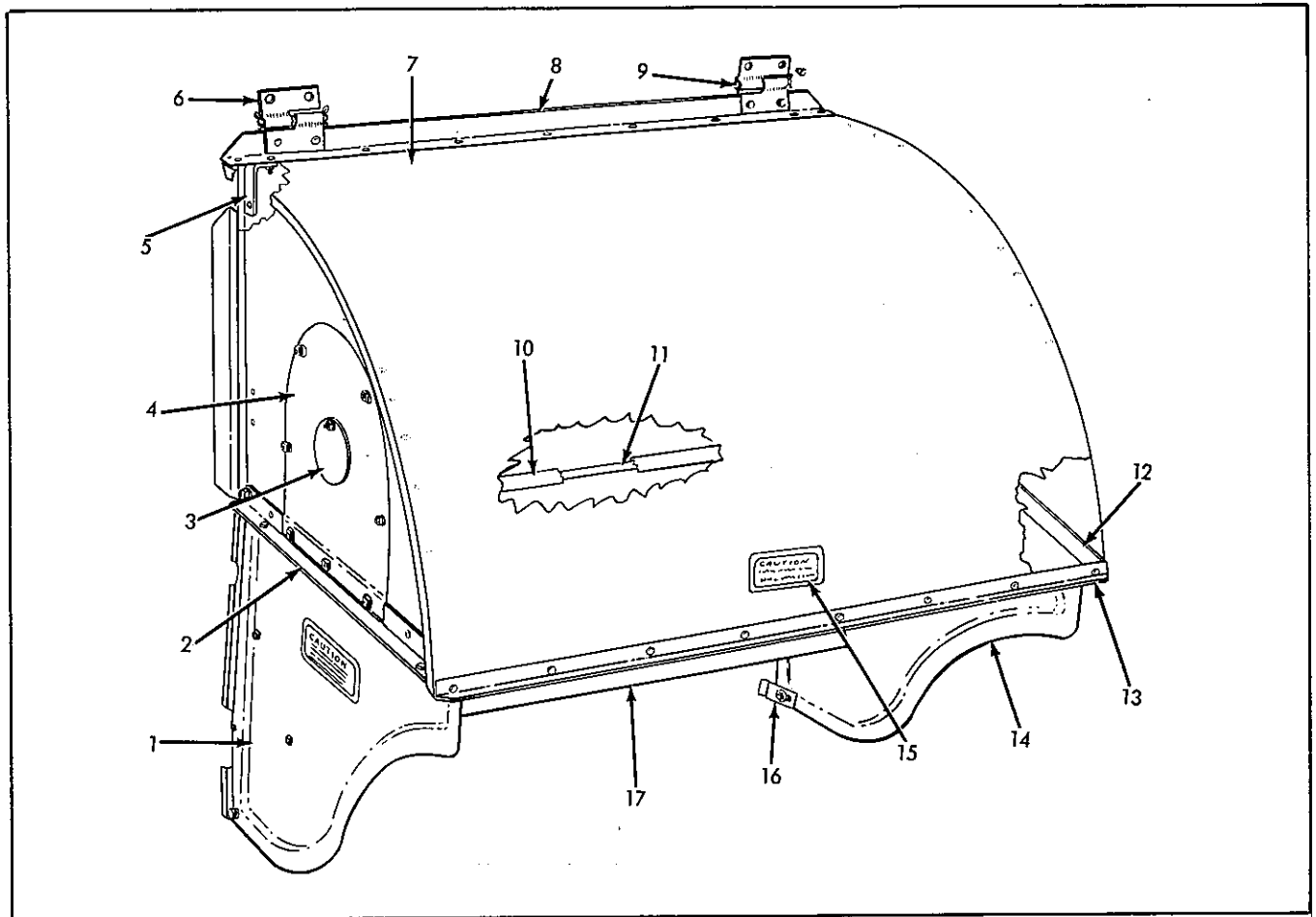
SEPARATOR HOUSING
(Upper LH End View)

ITEM	PART NUMBER	QTY.	DESCRIPTION	ASSEMBLY OR PACKAGE NO.
1	501758	1	ANGLE, reinforcing 5 910516 RIVET, 3/16 x 7/16	
2	501785	1	DEFLECTOR, cylinder 3 910282 RIVET, 3/16 x 1/2 2 907168 RIVET, 4# 2 910531 WASHER, 3/16	
3	521513	1	DEFLECTOR ASSY., straw (Incl. CLIPS) 2 916081 SCREW, machine, 1/4NC x 1/2 2 919310 LOCKWASHER, 1/4 2 916622 NUT, 1/4NC	
4	507339	3	DEFLECTOR ASSY., straw, small 3 916081 SCREW, machine, 1/4NC x 1/2 3 919310 LOCKWASHER, 1/4 3 916622 NUT, 1/4NC	

Continued

SEPARATOR HOUSING (Cont'd)
(Upper LH End View)

ITEM	PART NUMBER	QTY.	DESCRIPTION	ASSEMBLY OR PACKAGE NO.
5	505806	1	SHEET, corner	
		10	916081 SCREW, machine , 1/4NC x 1/2	
		10	919310 LOCKWASHER , 1/4	
		10	916622 NUT , 1/4NC	
6	501788	11	CLIP, STRAW DEFLECTOR	
		1	911200 RIVET , 3/16 x 1/4	
7	523884	3	BRACKET, corner	
		4	917397 CAPSCREW , 5/16NC x 3/4	
		4	919311 LOCKWASHER , 5/16	
		4	917372 NUT , 5/16NC	



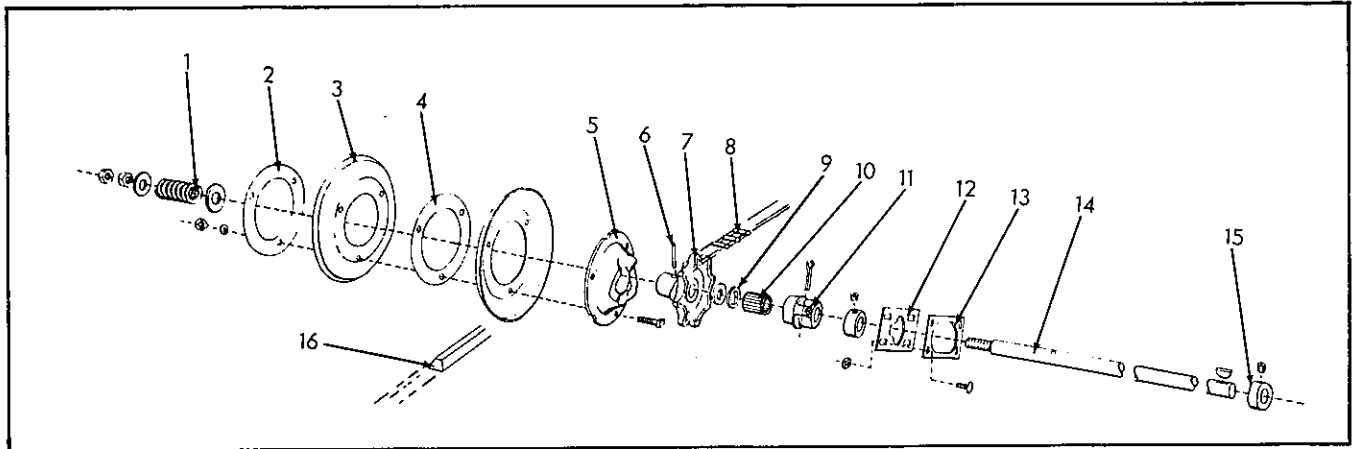
STRAW HOOD

ITEM	PART NUMBER	QTY.	DESCRIPTION	ASSEMBLY OR PACKAGE NO.
1	524301	1	SHIELD ASSY., rear (Incl. WARNING TRANSFER)	
	2 908295		CAPSCREW, 1/4NC x 1/2	
	2 919310		LOCKWASHER, 1/4	
	2 916622		NUT, 1/4NC	
2	520112	1	SUPPORT, rear side	
	2 910282		RIVET, 3/16 x 1/2	
3	520092	2	COVER ASSY., side plate	
	1 908295		CAPSCREW, 1/4NC x 1/2	
	1 919310		LOCKWASHER, 1/4	
	1 916622		NUT, 1/4NC	
4	520110	2	PLATE, side	
	4 908295		CAPSCREW, 1/4NC x 1/2	
	3 907727		CAPSCREW, 1/4NC x 5/8	
	7 919310		LOCKWASHER, 1/4	
	7 916622		NUT, 1/4NC	
5	520106	2	BRACKET, corner	
	3 915754		RIVET, 3/16 x 11/16	
6	520066	2	LEAF, hinge	
	2 910924		RIVET, 1/4 x 5/8	

Continued

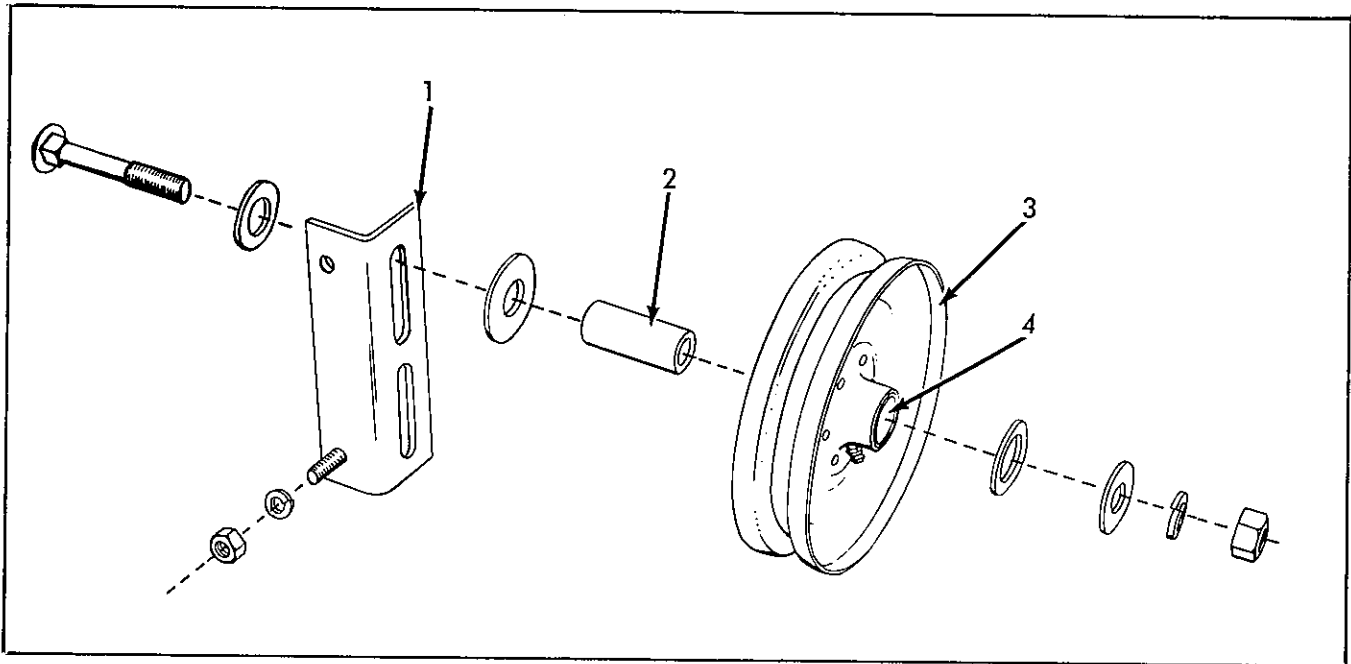
STRAW HOOD (Cont'd)

ITEM	PART NUMBER	QTY.	DESCRIPTION	ASSEMBLY OR PACKAGE NO.
7	524299	1	HOOD ASSY., (Incl. SUPPORTS CORNER BRACKETS, HOOD & WARNING TRANSFER) 2 917397 CAPSCREW, 5/16NC x 3/4 2 917642 LOCKWASHER , 11/32 x 1-1/2 x #12 2 919311 LOCKWASHER , 5/16 2 917372 NUT, 5/16NC	
8	520097	1	SUPPORT ASSY., top (Incl. HINGE LEAF) 5 910282 RIVET , 3/16 x 1/2 2 915754 RIVET , 3/16 x 11/16 2 915261 RIVET , 3/16 x 9/16	
9	520068	2	PIN, hood hinge 2 904001 PIN, cotter , 3/32 x 1/2	
10	524354	1	SPACER, hood (.493 I. D. x 7/8 O. D. x 31-5/8 Lg.)	
11	501974	1	ROD, spacer (3/8 x 33-1/4) 2 919312 LOCKWASHER , 3/8 2 916950 NUT, 3/8NC	
12	520111	1	SUPPORT, front side 2 910282 RIVET , 3/16 x 1/2	
13	520095	1	SUPPORT, lower 6 910282 RIVET , 3/16 x 1/2	
14	524300	1	SHIELD ASSY., front (Incl. WARNING TRANSFER) 2 908295 CAPSCREW, 1/4NC x 1/2 2 910285 LOCKWASHER , 1/4 2 910880 NUT, 1/4NC	
15	{ 544960	3	TRANSFER, warning	
	{ 067937	-	CEMENT, Bale transfer	
16	511379	2	CLIP, shield 1 908295 CAPSCREW, 1/4NC x 1/2 1 919310 LOCKWASHER , 1/4 1 916622 NUT, 1/4NC	
17	520109	1	DEFLECTOR, lower 4 908295 CAPSCREW, 1/4NC x 1/2 4 919310 LOCKWASHER , 1/4 4 916622 NUT, 1/4NC	



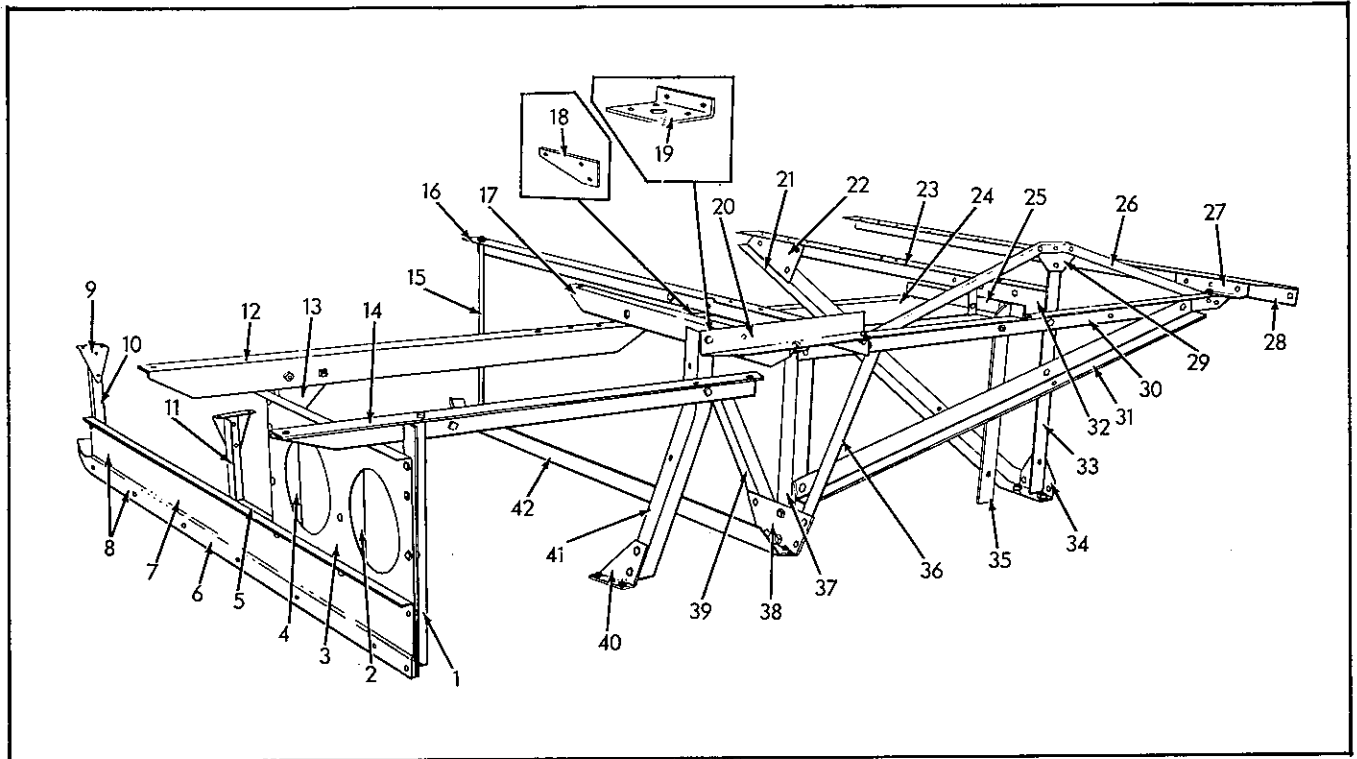
SEPARATOR DRIVE SHAFT

ITEM	PART NUMBER	QTY.	DESCRIPTION	ASSEMBLY OR PACKAGE NO.
1	535594	1	SPRING, clutch 1 922091 WASHER, 29/32 x 2 x #12 1 918432 WASHER, 11/16 x 1-3/4 x #10 1 915726 NUT, 5/8NC 1 918935 NUT, 5/8NC	
2	535522	1	PLATE, reinforcing	
3	509117	2	SHEAVE, separator drive (8-1/2" Dia.) 3 919360 CAPSCREW, 3/8NC x 1-1/2 3 919312 LOCKWASHER, 3/8 3 916950 NUT, 3/8NC	
4	502801	6	SPACER, sheave	
5	500698	1	HUB, drive sheave 1 915273 FITTING, lubrication, 30°, 1/8	
6	501940	1	PIN, drive sprocket	
7	500693	1	SPROCKET, auger drive (8T) 1 921134 WASHER, 29/32 x 2 x #16	
8	-----	20	LINK, chain, (Use 543132 - Bulk Chain - 10' length)	
9	535425	1	CAP, bearing	
10	507226	1	BEARING, roller	
11	501941	1	BEARING ASSY. (Incl. BEARING & CAP) 1 921134 WASHER, 29/32 x 2 x #16 1 918458 PIN, cotter, 3/16 x 1 1 914465 FITTING, lubrication, short, str., 1/8	
12	501603	1	REINFORCEMENT, separator drive shaft bearing outer 4 919413 BOLT, cge, 5/16NC x 5/8 4 919311 LOCKWASHER, 5/16 4 917372 NUT, 5/16NC	
13	504007	1	REINFORCEMENT, separator drive shaft bearing, inner	
14	501939	1	SHAFT, drive (7/8 x 69-7/16)	
15	516090	2	COLLAR, set (Incl. SETSCREW) 1 902872 SETSCREW, 1/4NC x 1/2	
16	502435	1	BELT, separator drive	



SEPARATOR BELT IDLER

ITEM	PART NUMBER	QTY.	DESCRIPTION	ASSEMBLY OR PACKAGE NO.
1	513242	1	BRACKET, idler	
		2	917397 CAPSCREW, 5/16NC x 3/4	
		2	919311 LOCKWASHER, 5/16	
		2	917372 NUT, 5/16NC	
2	507216	1	BUSHING, idler	
3	517754	1	SHEAVE, idler (Incl. BUSHING)	
		1	919389 WASHER, 49/64 x 1-3/8 x #12	
		1	918432 WASHER, 11/16 x 1-3/4 x #10	
		1	922090 WASHER, 57/64 x 1-27/64 x #12	
		1	918431 WASHER, 9/16 x 1-3/8 x #10	
		1	922101 BOLT, cge, 1/2NC x 3-1/4	
		1	916966 LOCKWASHER, 1/2	
		1	916951 NUT, 1/2NC	
		1	912808 FITTING, lubrication, str. 1/4 x 1/2	
4	528504	1	BUSHING, idler sheave	



FRAME

ITEM	PART NUMBER	QTY.	DESCRIPTION	ASSEMBLY OR PACKAGE NO.
1	501547	1	POST, bin frame, front 1 910522 RIVET ,3/8 x 1-1/8 1 910523 RIVET ,3/8 x 1-1/4	
2	507133	1	STRUT, sill 2 910310 RIVET ,3/8 x 1 1 910522 RIVET ,3/8 x 1-1/8 1 910523 RIVET ,3/8 x 1-1/4	
3	501546	1	GUSSET, sill 4 910310 RIVET ,3/8 x 1 2 910523 RIVET ,3/8 x 1-1/4 1 910522 RIVET ,3/8 x 1-1/8 1 910928 RIVET ,3/8 x 1-3/8	
4	501548	1	POST, bin frame, rear 3 910310 RIVET ,3/8 x 1 1 910523 RIVET ,3/8 x 1-1/4 1 910928 RIVET ,3/8 x 1-3/8	
5	534017	1	STIFFENER, main sill reinforcing plate 1 910523 RIVET ,3/8 x 1-1/4 1 910928 RIVET ,3/8 x 1-3/8	
6	507132	1	SILL, main 2 910522 RIVET ,3/8 x 1-1/8 2 910523 RIVET ,3/8 x 1-1/4 1 910928 RIVET ,3/8 x 1-3/8	

Continued

FRAME (Cont'd)

ITEM	PART NUMBER	QTY.	DESCRIPTION	ASSEMBLY OR PACKAGE NO.
7	507134	1	PLATE, sill reinforcing 1 910310 RIVET , 3/8 x 1 3 910523 RIVET , 3/8 x 1-1/4 4 910522 RIVET , 3/8 x 1-1/8 1 910928 RIVET , 3/8 x 1-3/8	
8	534094	1	BRACKET ASSY., RH (Incl. SILL, PLATE, GUSSET BIN POSTS & STRUT) 2 917297 CAPSCREW, 1/2NC x 1-1/4 2 916966 LOCKWASHER , 1/2 2 916951 NUT , 1/2NC	
9	501552	2	GUSSET, separator frame strut 2 910528 RIVET , 5/16 x 3/4	
10	501578	1	STRUT ASSY., frame, rear (Incl. GUSSET)	
	501551	1	STRUT, frame, rear 1 910310 RIVET , 3/8 x 1 1 910523 RIVET , 3/8 x 1-1/4	
11	501577	1	STRUT ASSY., separator frame, front (Incl. GUSSET)	
	501550	1	STRUT, separator frame, front 2 907731 CAPSCREW, 3/8NC x 1 2 919312 LOCKWASHER , 3/8 2 916950 NUT, 3/8NC	
12	510266	1	RAIL, main transverse, RH 3 908127 CAPSCREW, 3/8NC x 3/4 1 907731 CAPSCREW, 3/8NC x 1 4 919312 LOCKWASHER , 3/8 4 916950 NUT, 3/8NC	
13	535545	2	GUSSET, RH rear support angle 2 908127 CAPSCREW, 3/8NC x 3/4 1 907731 CAPSCREW, 3/8NC x 1 3 919312 LOCKWASHER , 3/8 3 916950 NUT, 3/8NC	
14	501572	1	RAIL, bin transverse, outer 3 908127 CAPSCREW, 3/8NC x 3/4 2 907731 CAPSCREW, 3/8NC x 1 1 920282 CAPSCREW, 1/2NC x 1-1/8 1 917378 WASHER, 7/16 x 1 x #14 1 918431 WASHER, 9/16 x 1-3/8 x #10 5 919312 LOCKWASHER , 3/8 1 916966 LOCKWASHER , 1/2 5 916950 NUT, 3/8NC 1 916951 NUT, 1/2NC	
15	512155	1	SPACER, skid angle	

Continued

FRAME (Cont'd)

ITEM	PART NUMBER	QTY.	DESCRIPTION	ASSEMBLY OR PACKAGE NO.
16	533197	1	RAIL, cylinder & separator inside 1 918212 CAPSCREW, 7/16NC x 1 2 919357 CAPSCREW, 3/8NC x 7/8 1 907731 CAPSCREW, 3/8NC x 1 1 908127 CAPSCREW, 3/8NC x 3/4 1 918430 WASHER, 1/2 x 1-1/4 x #14 1 918199 LOCKWASHER, 7/16 2 917378 WASHER, 7/16 x 1 x #14 5 919312 LOCKWASHER, 3/8 5 916950 NUT, 3/8NC 1 918213 NUT, 3/8NC	
17	510286	1	ANGLE ASSY., sill tie (Incl. TIE ANGLE & CLIP) 1 907731 CAPSCREW, 3/8NC x 1 1 918212 CAPSCREW, 7/16NC x 1 1 917378 WASHER, 7/16 x 1 x #14 1 919312 LOCKWASHER, 3/8 1 916966 LOCKWASHER, 1/2 1 916950 NUT, 3/8NC 1 918213 NUT, 7/16NC	
18	501773	1	GUSSET, separator frame brace, top 2 908127 CAPSCREW, 3/8NC x 3/4 1 907731 CAPSCREW, 3/8NC x 1 3 919312 LOCKWASHER, 3/8 3 916950 NUT, 3/8NC	
19	510326	1	GUSSET, cylinder idler bracket 3 908127 CAPSCREW, 3/8NC x 3/4 3 919312 LOCKWASHER, 3/8 3 916950 NUT, 3/8NC	
20	533198	1	ANGLE, tie, cylinder rail and bin 1 920282 CAPSCREW, 1/2NC x 1-1/8 1 907731 CAPSCREW, 3/8NC x 1 1 918431 WASHER, 9/16 x 1-3/8 x #10 1 917378 WASHER, 7/16 x 1 x #14 1 916966 LOCKWASHER, 1/2 1 919312 LOCKWASHER, 3/8 1 916951 NUT, 1/2NC 1 916950 NUT, 3/8NC	
21	517567	1	BRACE, separator frame, outside 1 910310 RIVET, 3/8 x 1 1 910522 RIVET, 3/8 x 1-1/8 2 917279 CAPSCREW, 1/2NC x 1-1/4 2 916966 LOCKWASHER, 1/2 2 916951 NUT, 1/2NC	
22	501565	1	GUSSET, separator frame brace, outer 2 910310 RIVET, 3/8 x 1 1 910522 RIVET, 3/8 x 1-1/8	

Continued

FRAME (Cont'd)

ITEM	PART NUMBER	QTY.	DESCRIPTION	ASSEMBLY OR PACKAGE NO.		
23	533783	1	BRACKET ASSY., main frame, left (Incl. BRACES, GUSSETS & CENTER RAIL)			
		2	919321 CAPSCREW, 7/16NC x 3/4			
		1	908304 CAPSCREW, 1/2NC x 1			
		2	917279 CAPSCREW, 1/2NC x 1-1/4			
		2	918199 LOCKWASHER, 7/16			
		3	916966 LOCKWASHER, 1/2			
		2	918213 NUT, 7/16NC			
		2	916951 NUT, 1/2NC			
		24	533784	1	RAIL, cylinder & separator, center	
				3	910310 RIVET, 3/8 x 1	
				1	910522 RIVET, 3/8 x 1-1/8	
1	908304 CAPSCREW, 1/2NC x 1					
1	916966 LOCKWASHER, 1/2					
1	916951 NUT, 1/2NC					
25	533789	1	RAIL, main transverse, LH			
		1	919321 CAPSCREW, 7/16NC x 3/4			
		2	908127 CAPSCREW, 3/8NC x 3/4			
		1	916966 LOCKWASHER, 1/2			
		2	919312 LOCKWASHER, 3/8			
		1	916951 NUT, 1/2NC			
26	527900	1	BRACE, bellcrank pivot strut			
		2	919357 CAPSCREW, 3/8NC x 7/8			
		1	916062 BOLT, cge., 3/8NC x 1			
		3	919312 LOCKWASHER, 3/8			
		3	916950 NUT, 3/8NC			
		27	513754	1	STIFFENER	
6	910310 RIVET, 3/8 x 1					
1	910522 RIVET, 3/8 x 1-1/8					
28	533787	1	CLIP, cylinder transverse rail			
		3	919321 CAPSCREW, 7/16NC x 3/4			
		3	918199 LOCKWASHER, 7/16			
		3	918213 NUT, 7/16NC			
29	533196	1	RAIL, cylinder & separator outside			
		2	908127 CAPSCREW, 3/8NC x 3/4			
		2	919312 LOCKWASHER, 3/8			
		2	916950 NUT, 3/8NC			
30	513755	1	GUSSET			
		3	910310 RIVET, 3/8 x 1			
		1	910522 RIVET, 3/8 x 1-1/8			
31	533199	1	RAIL ASSY., cylinder transverse (Incl. RAIL, STIFFENER, GUSSET, POST & DIAGONAL BRACE)			
		4	919321 CAPSCREW, 7/16NC x 3/4			
		1	918212 CAPSCREW, 7/16NC x 1			
		5	918199 LOCKWASHER, 7/16			
		5	918213 NUT, 7/16NC			
31	533194	1	RAIL, cylinder, transverse			
		7	910310 RIVET, 3/8 x 1			
31	513758	1	BRACE, cross frame, diagonal			
			3 910310 RIVET, 3/8 x 1			

Continued

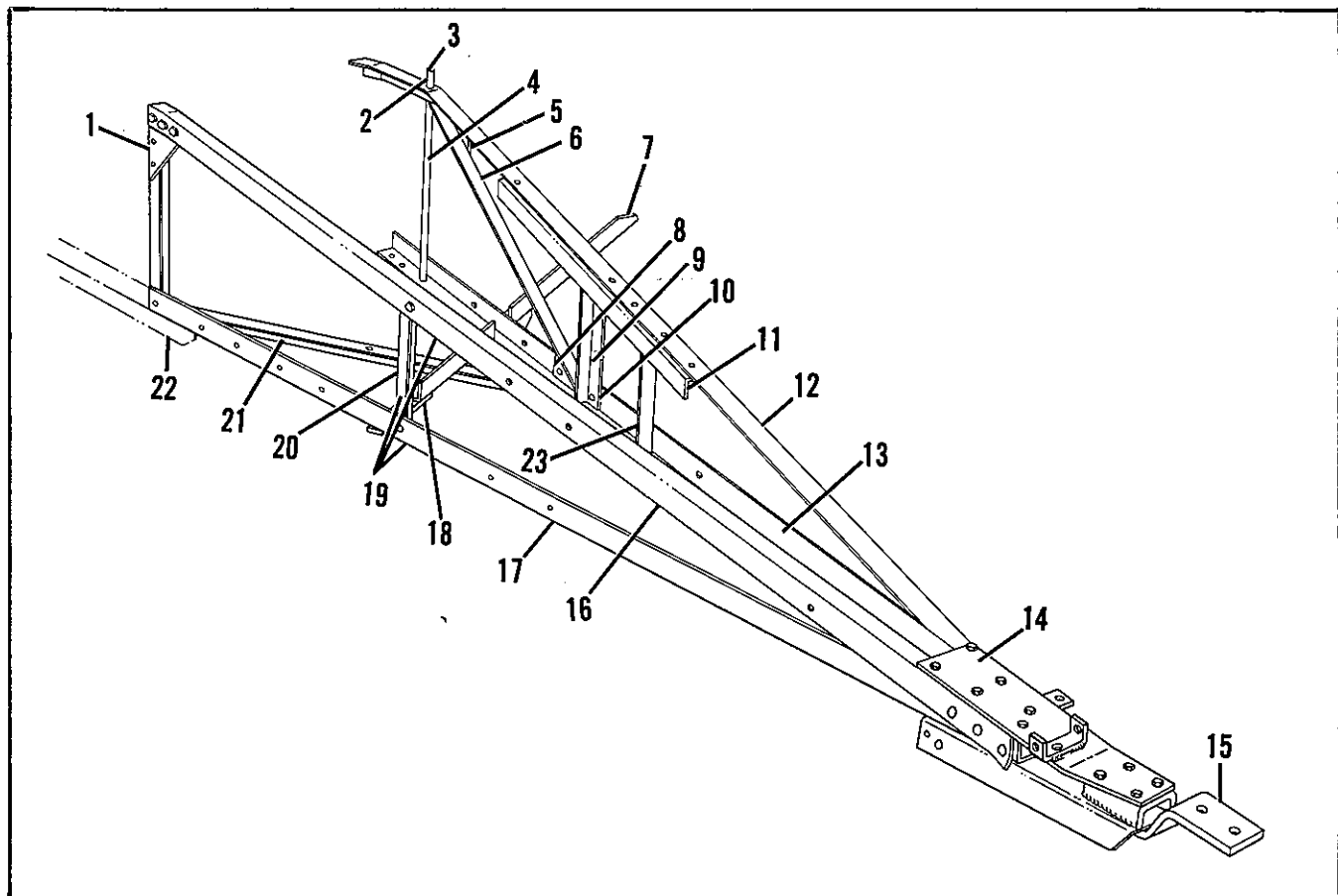
FRAME (Cont'd)

ITEM	PART NUMBER	QTY.	DESCRIPTION	ASSEMBLY OR PACKAGE NO.
32	533785	1	GUSSET, main frame post, outside 2 910310 RIVET, 3/8 x 1 2 919321 CAPSCREW, 7/16NC x 3/4 2 918199 LOCKWASHER, 7/16 2 918213 NUT, 7/16NC	
33	533788	1	POST, main frame, outside 2 910522 RIVET, 3/8 x 1-1/8 1 910310 RIVET, 3/8 x 1 1 919321 CAPSCREW, 7/16NC x 3/4 1 918212 CAPSCREW, 7/16NC x 1 2 918199 LOCKWASHER, 7/16 2 918213 NUT, 7/16NC	
34	517568	1	GUSSET, axle, LH 2 910310 RIVET, 3/8 x 1	
35	534099	1	STRUT, bellcrank pivot 1 919357 CAPSCREW, 3/8NC x 7/8 1 919358 CAPSCREW, 3/8NC x 1-1/8 2 919312 LOCKWASHER, 3/8 2 916950 NUT, 3/8NC	
36	533193	1	BRACE, separator frame, center front 2 910522 RIVET, 3/8 x 1-1/8 1 916946 BOLT, cge, 3/8NC x 3/4 1 919312 LOCKWASHER, 3/8 1 916950 NUT, 3/8NC	
37	517563	1	BRACKET ASSY., center (Incl. BRACES & AXLE GUSSET) 1 908127 CAPSCREW, 3/8NC x 3/4 1 907731 CAPSCREW, 3/8NC x 1 1 916946 BOLT, cge, 3/8NC x 3/4 2 917400 CAPSCREW, 3/8NC x 1-1/4 1 918212 CAPSCREW, 7/16NC x 1 5 919312 LOCKWASHER, 3/8 1 918430 WASHER, 1/2 x 1-1/4 x #14 1 918199 LOCKWASHER, 7/16 5 916950 NUT, 3/8NC 1 918213 NUT, 7/16NC	
			533195	1
38	501559	1	GUSSET, axle, center 2 917400 CAPSCREW, 3/8NC x 1-1/4 2 919312 LOCKWASHER, 3/8 2 916950 NUT, 3/8NC	

Continued

FRAME (Cont'd)

ITEM	PART NUMBER	QTY.	DESCRIPTION	ASSEMBLY OR PACKAGE NO.
39	501558	1	BRACE, separator frame, center rear	
		2	910522 RIVET, 3/8 x 1-1/8	
		1	907731 CAPSCREW, 3/8NC x 1	
		1	908127 CAPSCREW, 3/8NC x 3/4	
		2	919312 LOCKWASHER, 3/8	
		2	916950 NUT, 3/8NC	
40	501569	1	GUSSET, bin frame post, front inside	
		2	910522 RIVET, 3/8 x 1-1/8	
		2	917400 CAPSCREW, 3/8NC x 1-1/4	
		2	919312 LOCKWASHER, 3/8	
		2	916950 NUT, 3/8NC	
41	533781	1	POST ASSY., bin frame, front inside (Incl. POST & GUSSET)	
		1	908127 CAPSCREW, 3/8 NC x 3/4	
		2	917400 CAPSCREW, 3/8NC x 1-1/4	
		3	919312 LOCKWASHER, 3/8	
		3	916950 NUT, 3/8NC	
41	533782	1	POST, grain bin frame, front inside	
		2	910522 rivet, 3/8 x 1-1/8	
42	512153	1	ANGLE, skid	
		2	917400 CAPSCREW, 3/8NC x 1-1/4	
		2	919312 LOCKWASHER, 3/8	
		2	916950 NUT, 3/8NC	



TONGUE

ITEM	PART NUMBER	QTY.	DESCRIPTION	ASSEMBLY OR PACKAGE NO.
1	501714	1	GUSSET, tongue upper, RH 4 908127 CAPSCREW, 3/8NC x 3/4 4 919312 LOCKWASHER, 3/8 4 916950 NUT, 3/8NC	
2	501710	1	SPACER, "A" frame, LH (1/2" x 1-7/8" pipe)	
3	501712	1	ROD, frame spacer (1/2" x 24")	
4	501711	1	SPACER, "A" frame LH (1/2" x 20-1/8" pipe)	
5	501670	1	GUSSET, upper LH angle 5 910310 RIVET, 3/8 x 1	
6	501671	1	BRACE, tongue, diagonal LH 3 910310 RIVET, 3/8 x 1 1 910522 RIVET, 3/8 x 1-1/8	
7	533163	1	BRACE, tongue, LH 2 920352 CAPSCREW, 3/8NC x 1-1/4 2 907731 CAPSCREW, 3/8NC x 1 4 919312 LOCKWASHER, 3/8 2 916950 NUT, 3/8NC 2 920792 NUT, 3/8NF	

Continued

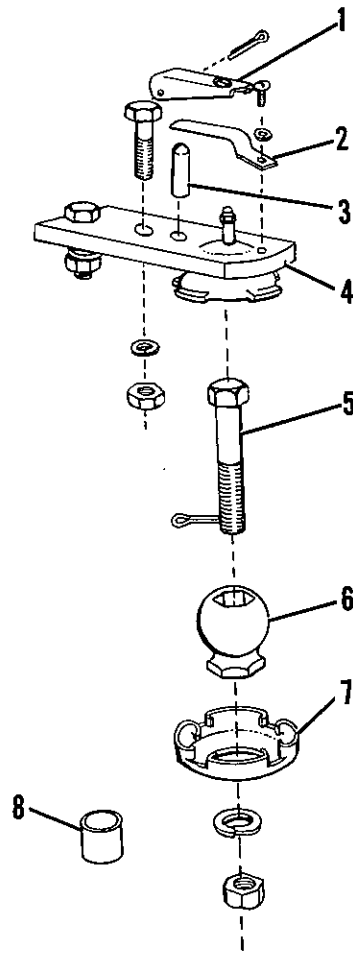
TONGUE (Cont'd)

ITEM	PART NUMBER	QTY.	DESCRIPTION	ASSEMBLY OR PACKAGE NO.
8	501565	1	GUSSET, tongue diagonal LH brace 2 910310 RIVET, 3/8 x 1 1 910552 RIVET, 3/8 x 1-1/8	
9	501669	1	STRUT, tongue, LH 1 910928 RIVET, 3/8 x 1-3/8 1 910524 RIVET, 1/4 x 5/8	
10	500720	2	WASHER, bevel	
11	534115	1	REINFORCEMENT, upper LH tongue angle	
12	507183	1	TONGUE, upper, LH 3 910522 RIVET, 3/8 x 1-1/8 1 910928 RIVET, 3/8 x 1-3/8 2 907731 CAPSCREW, 3/8NC x 1 2 919312 LOCKWASHER, 3/8 2 916950 NUT, 3/8NC	
13	533161	1	ANGLE, tongue, lower LH 3 910552 RIVET, 3/8 x 1-1/8 1 910524 RIVET, 1/4 x 5/8 2 917279 CAPSCREW, 1/2NC x 1-1/4 2 916966 LOCKWASHER, 1/2 2 916951 NUT, 1/2NC	
14	538950	1	PLATE ASSY., tongue (Welded) (Supersedes 533902) 6 907731 CAPSCREW, 3/8NC x 1 6 919312 LOCKWASHER, 3/8 6 916950 NUT, 3/8NC	
15	517677	1	EXTENSION, tongue 4 919366 CAPSCREW, 7/16NC x 3-1/4 4 918199 LOCKWASHER, 7/16 4 918213 NUT, 7/16NC	
16	506234	1	TONGUE, upper, RH 3 910522 RIVET, 3/8 x 1-1/8	
17	506235	1	TONGUE, lower RH 3 910522 RIVET, 3/8 x 1-1/8	
18	533149	1	EXTENSION ASSY., LH tongue brace 1 918212 CAPSCREW, 7/16NC x 1 1 907731 CAPSCREW, 3/8NC x 1 2 919312 LOCKWASHER, 3/8 2 916950 NUT, 3/8NC	
19	506232	1	TONGUE, "A" frame assy., RH	
20	506531	1	STRUT, RH 1 910522 RIVET, 3/8 x 1-1/8 1 918212 CAPSCREW, 7/16NC x 1 1 918199 LOCKWASHER, 7/16 1 918213 NUT, 7/16NC	
21	533162	1	BRACE, tongue, RH 2 907731 CAPSCREW, 3/8NC x 1 2 919312 LOCKWASHER, 3/8 2 916950 NUT, 3/8NC	

Continued

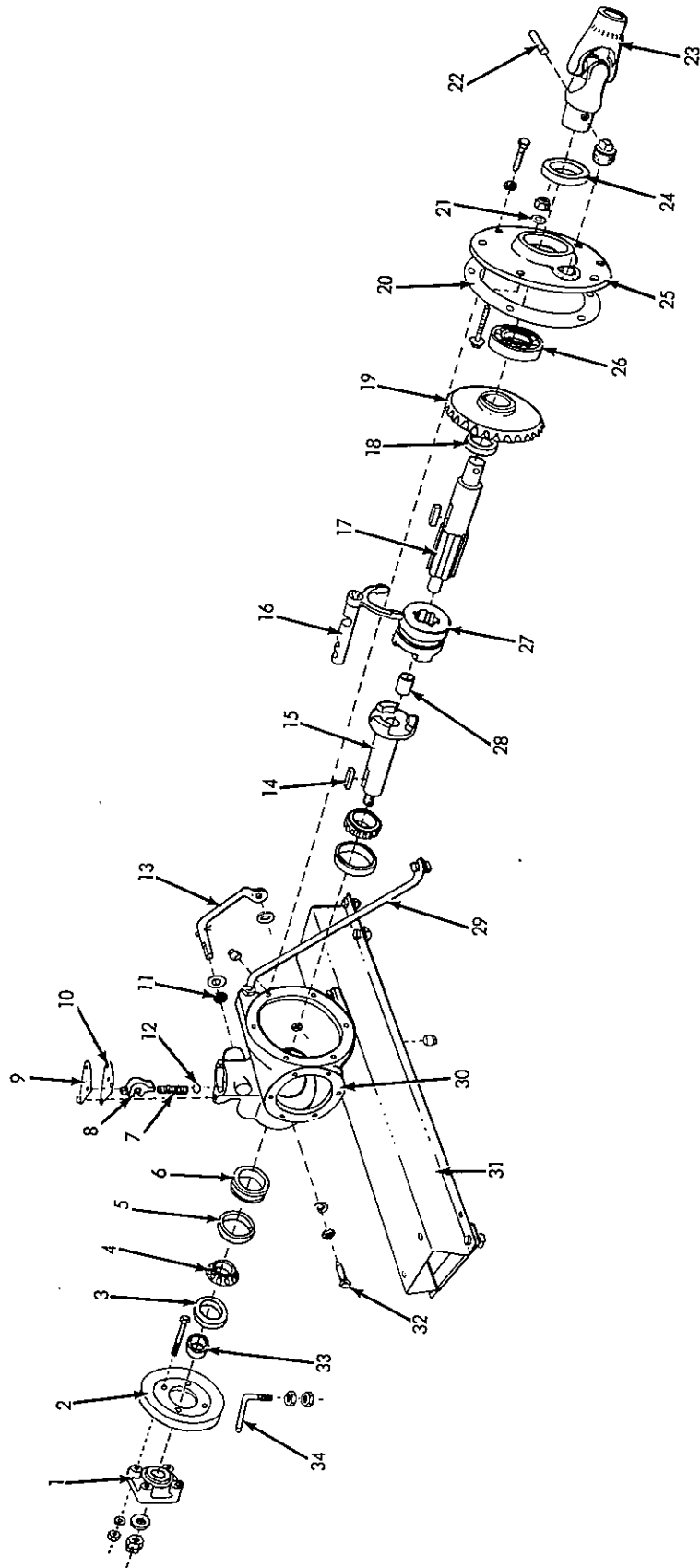
TONGUE (Cont'd)

ITEM	PART NUMBER	QTY.	DESCRIPTION	ASSEMBLY OR PACKAGE NO.
22	501713	1	ANGLE, splice, tongue, lower RH 2 908127 CAPSCREW, 3/8NC x 3/4 2 907731 CAPSCREW, 3/8NC x 1 4 919312 LOCKWASHER, 3/8 4 916950 NUT, 3/8NC	
23	504707	1	SUPPORT	



HITCH BALL & SOCKET

ITEM	PART NUMBER	QTY.	DESCRIPTION	ASSEMBLY OR PACKAGE NO.
-	519448	1	HITCH ASSY., ball (Incl. items 1 thru 7)	
1	519446	1	CAM, lock	
		1	918454 PIN, cotter, 1/8 x 1-1/2	
2	519447	1	SPRING, lock	
		1	916081 SCREW, 1/4NC x 1/2	
		1	919310 LOCKWASHER, 1/4	
3	512188	1	PIN, lock	
4	519444	1	PLATE ASSY., socket	
		2	907735 CAPSCREW, 1/2NC x 1-3/4	
		2	916951 NUT, 1/2NC	
		2	916966 LOCKWASHER, 1/2	
		1	912499 FITTING, lubrication, str., 1/4	
5	512185	1	BOLT, hitch, standard, 3/4 x 3-1/2	
	546136	1	BOLT, hitch, special, 3/4 x 4 (f/Thick Drawbar)	
		1	919333 NUT, 3/4NF	
		1	919332 LOCKWASHER, 3/4	
		1	918459 PIN, cotter, 3/16 x 1-1/2	
6	512010	1	BALL, hitch	
7	515674	1	RING, connecting	
8	546137	1	SPACER, drawbar (Used w/546136 BOLT) (f/ Tractors w/1-1/4 thick Drawbar)	



GEAR BOX MAIN SHAFT

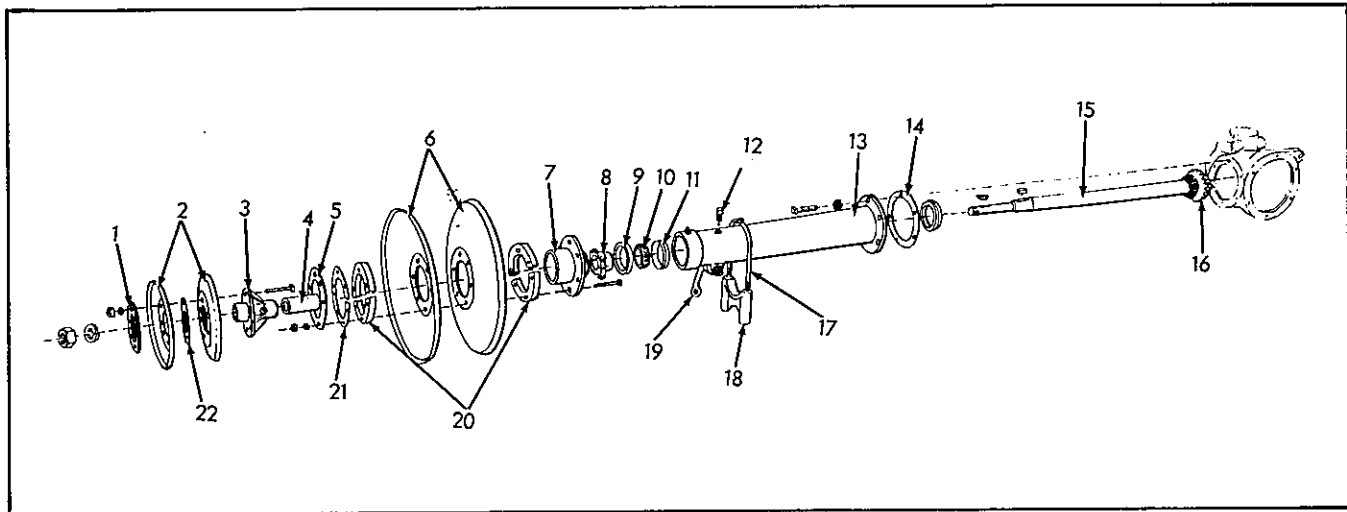
GEAR BOX
(Main Shaft)

ITEM	PART NUMBER	QTY.	DESCRIPTION	ASSEMBLY OR PACKAGE NO.
1	517097	1	HUB, grain bin drive sheave 1 921345 WASHER , 41/64 x 1-3/4 x #7 1 917372 NUT , 5/16NC 1 918454 PIN, cotter , 1/8 x 1-1/2	
2	534221	1	SHEAVE, bin unloading drive	
3	503549	1	SEAL, oil	
4	209889	2	CONE, bearing	
5	210551	2	CUP, bearing	
6	501884	1	SPACER, bearing	
7	544753	1	SPRING, ball	
8	516602	1	SHIFTER, clutch 1 917400 CAPSCREW , 3/8NC x 1-1/4 1 919312 LOCKWASHER , 3/8	
9	501887	1	PLATE, cover 3 916081 SCREW, machine , 1/4NC x 1/2 3 919310 LOCKWASHER , 1/4	
10	501888	1	GASKET, cover plate	
11	200309	1	SEAL, oil	
12	915668	1	BALL, shifter	
13	501889	1	LEVER, shifter 1 920228 WASHER, 11/16 x 1-1/8 x #14 1 918454 PIN, cotter , 1/8 x 1-1/2	
14	535516	1	KEY, square	
15	532190	1	SHAFT ASSY. , primary (Incl. BUSHING)	
16	542404	1	SHAFT ASSY. , shifter	
17	501880	1	SHAFT, bevel gear	
18	525622	1	SPACER, coupling	
19	513731	1	GEAR, main drive bevel 1 910315 KEY , 3/8 x 3/8 x 1-1/4	
20	535546	14	SHIM, gear box cover	
21	524883	1	GASKET, bolt	
22	503746	1	PIN, U-Joint	
23	503745	1	JOINT, universal, separator drive shaft 1 915275 FITTING, lubrication , 67-1/2°, 1/8	
24	501493	1	SEAL, oil	
25	500675	1	COVER, box 6 907731 CAPSCREW, 3/8NC x 1 6 919312 LOCKWASHER , 3/8 1 912726 PLUG , pipe, sq. hd. , 3/4	

Continued

GEAR BOX (Cont'd)
(Main Shaft)

ITEM	PART NUMBER	QTY.	DESCRIPTION	ASSEMBLY OR PACKAGE NO.
26	507220	1	BEARING, ball 1 919316 CAPSCREW , 1/4NC x 1-3/4 1 917377 WASHER , 5/16 x 3/4 x #16 1 920114 NUT, lock , 1/4NC	
27	525851	1	COUPLING, sliding jaw	
28	501879	1	BUSHING, primary shaft	
29	501891	1	BRACE, gear box 2 916951 NUT , 1/2NC 1 916966 LOCKWASHER , 1/2 1 907731 CAPSCREW , 3/8NC x 1 1 919312 LOCKWASHER , 3/8 1 916950 NUT , 3/8NC	
30	500661	1	BOX, gear 2 916432 CAPSCREW , 7/16NC x 1-1/4 2 918199 LOCKWASHER , 7/16 2 918213 NUT , 7/16NC 2 901653 PLUG, pipe , sq/hd/, solid, 3/8 1 910003 PLUG , expansion, 7/8	
31	533802	1	REST ASSY., gear box 6 907731 CAPSCREW , 3/8NC x 1 6 919312 LOCKWASHER , 3/8 8 917372 WASHER , 7/16 x 1 x #14 6 916950 NUT , 3/8NC	
32	501886	1	SETSCREW, bearing spacer 1 916966 LOCKWASHER , 1/2 1 913744 NUT, 1/2NC	
33	501885	1	COLLAR, primary shaft	
34	524888	1	GUIDE, unloading conveyor belt 2 916950 NUT , 3/8NC 1 919312 LOCKWASHER , 3/8	



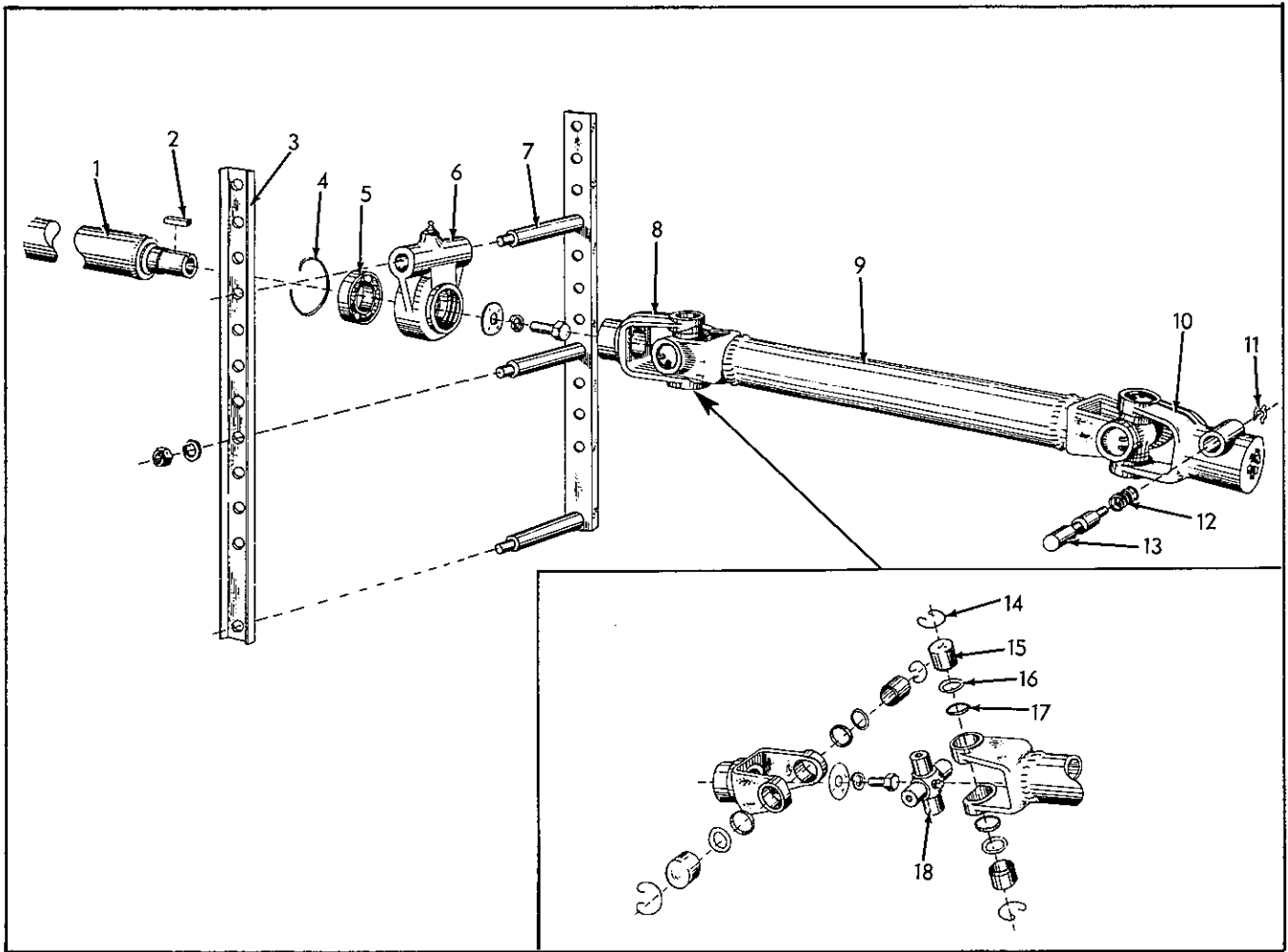
GEAR BOX
(Cylinder Drive End)

ITEM	PART NUMBER	QTY.	DESCRIPTION	ASSEMBLY OR PACKAGE NO.
1	535523	1	PLATE, sheave reinforcing	
2	535507	2	SHEAVE, header drive	
	6 919361		CAPSCREW , 3/8NC x 1-3/4	
	6 919312		LOCKWASHER , 3/8	
	6 916950		NUT , 3/8NC	
3	513779	1	HUB, header drive sheave	
	1 905126		KEY, woodruff, 1/4 x 1	
	1 919391		WASHER , 29/32 x 1-1/2 x #12	
	1 919426		LOCKWASHER , 7/8	
	1 920747		NUT , 7/8NF	
4	513780	1	SPACER, pinion shaft	
5	507267	1	PLATE, sheave reinforcing	
6	524139	2	SHEAVE, cylinder drive	
	6 921719		CAPSCREW , 5/16NC x 2-1/2, gr. 5	
	6 919311		LOCKWASHER , 5/16	
	6 917372		NUT , 5/16NC	
7	508995	1	HUB, cylinder drive sheave	
	1 910317		KEY, square , 3/8 x 3/8 x 1-1/8	
8	500677	1	COLLAR, shaft	
	2 919354		CAPSCREW , 5/16NC x 2	
	2 919311		LOCKWASHER , 5/16	
	2 917372		NUT , 5/16NC	
9	503549	1	SEAL, oil	
10	209889	2	CONE, bearing	
11	210551	2	CUP, bearing	
12	605132	1	VENT, air	
13	517232	1	TUBE, gear box	
	6 907731		CAPSCREW , 3/8NC x 1	
	6 919312		LOCKWASHER , 3/8	
	1 914465		FITTING, lubrication , short, str., 1/8	

Continued

GEAR BOX (Cont'd)
(Cylinder Drive End)

ITEM	PART NUMBER	QTY.	DESCRIPTION	ASSEMBLY OR PACKAGE NO.
14	535547	16	SHIM, tube	
15	513773	1	SHAFT, pinion	
16	513730	1	PINION 1 914598 KEY 3/8 x 3/8 x 1-3/8	
17	501890	1	U-BOLT, gear box tube 2 918199 LOCKWASHER , 7/16 2 918213 NUT, 7/16NC	
18	500678	1	BRACKET, tube support	
19	501989	1	BRACE, gear box tube 2 916951 NUT , 1/2NC 1 916966 LOCKWASHER, 1/2 1 907731 CAPSCREW , 3/8NC x 1 1 919312 LOCKWASHER , 3/8 1 916950 NUT , 3/8NC	
20	506953	4	SPACER, drive sheave (thick)	
21	509002	2	SPACER, drive sheave (thin)	
22	502802	11	SPACER, sheave	



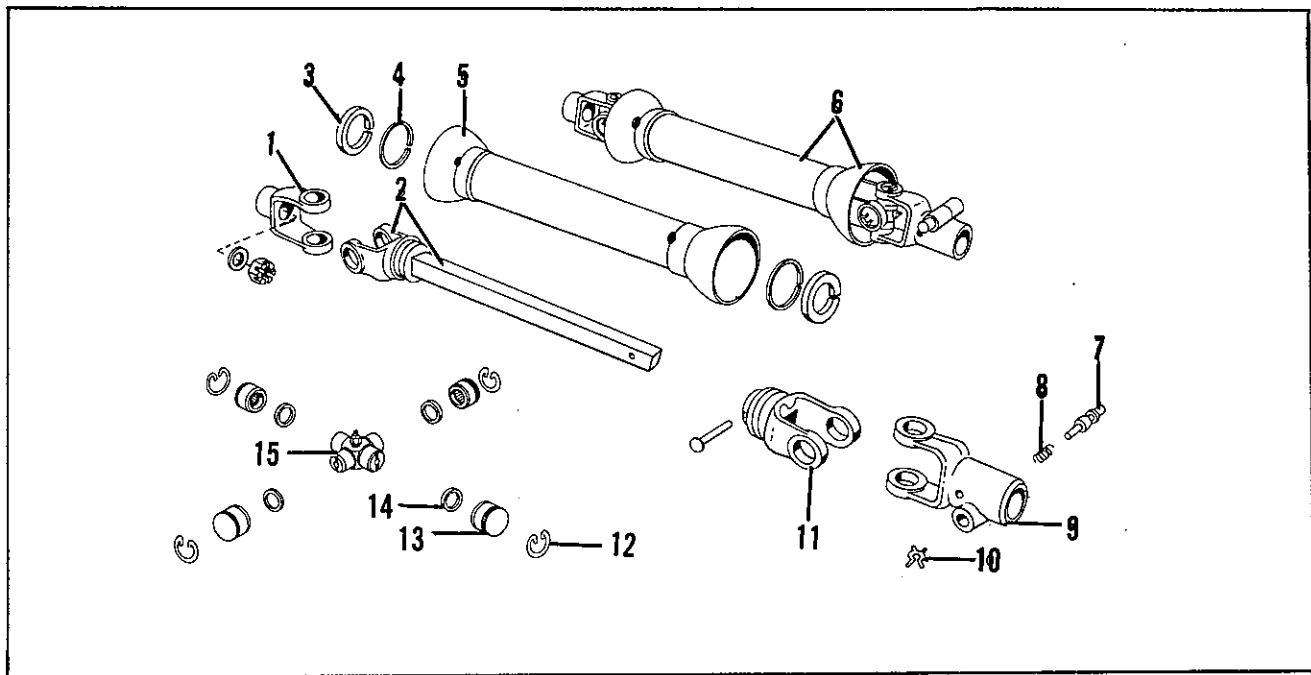
PTO SHAFT

ITEM	PART NUMBER	QTY.	DESCRIPTION	ASSEMBLY OR PACKAGE NO.
1	510411	1	SHAFT, propeller 2 914687 FITTING, lubrication , str. special, 1/4NF	
2	535516	1	KEY, 3/8 x 5/16 x 1-1/2"	
3	509219	2	ARM, support bearing	
4	535544	1	RING, snap	
5	507223	1	BEARING, ball	
6	508921	1	HOUSING, support bearing 1 914465 FITTING, lubrication , short, str., 1/8	
7	535491	3	PIN, arm 2 916966 LOCKWASHER, 1/2 2 916951 NUT, 1/2NC	
8	510743	1	YOKE, plain 1 921370 CAPSCREW , 1/2NF x 1 1 922086 WASHER , 33/64 x 1-3/4 x 1/4 1 916966 LOCKWASHER , 1/2	

Continued

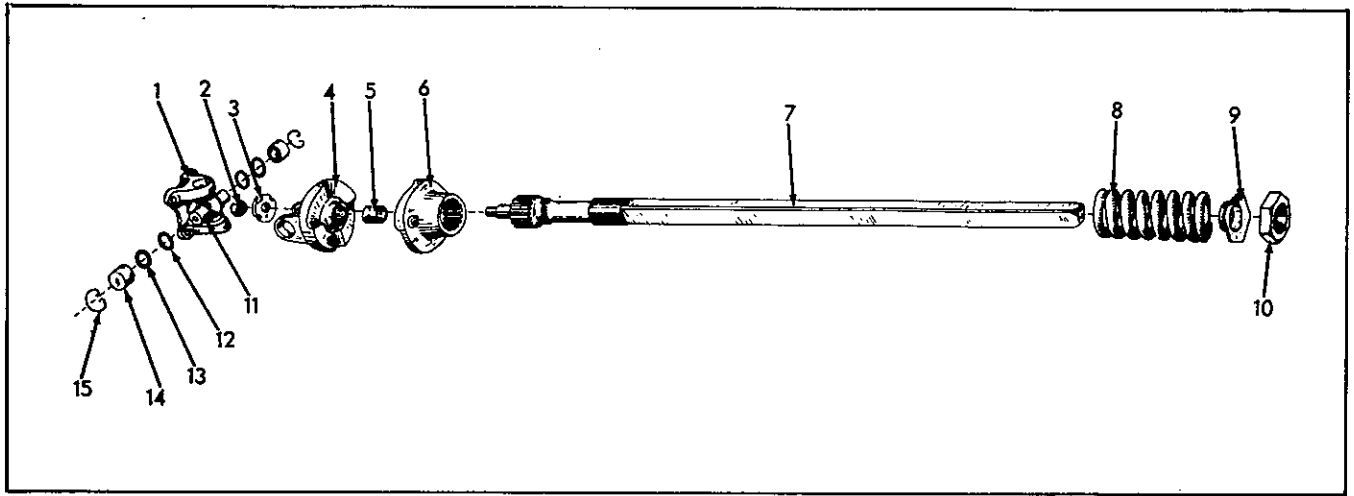
PTO SHAFT (Cont'd)

ITEM	PART NUMBER	QTY.	DESCRIPTION	ASSEMBLY OR PACKAGE NO.		
9	539105	1	JOINT ASSY., front (Incl. YOKES, CROSSES, BUSHINGS & DOUBLE CENTER YOKE) (Supersedes 512230)			
			1 921370 CAPSCREW, 1/2NF x 1			
			1 916966 LOCKWASHER, 1/2			
			1 922086 WASHER, 33/64 x 1-3/4 x 1/4			
	539109	1	CENTER, double			
10	512231	1	YOKE, spline, 1-3/8 (Std.)			
			510960	1	YOKE, spline, 1-1/8" (Special) (Not quick release)	
					1 921942 CAPSCREW, 5/16NC x 2-3/4	
					1 919311 LOCKWASHER, 5/16	
			1 917372 NUT, 5/16NC			
	519069	1	YOKE, spline, 1-3/4" (Special)			
11	525737	1	"X" WASHER, lock pin			
12	512233	1	SPRING, lock pin			
13	525736	1	PIN, yoke quick lock (f/512231 YOKE)			
	526632	1	PIN, yoke quick lock (f/519069 YOKE)			
14	510737	12	RING, snap517312, 530538		
15	510738	12	BUSHING517312		
16	530536	12	CUP ASSY., (Needle roller)530538		
16	510736	12	WASHER, cork517312		
17	510735	12	RETAINER, cork517312		
18	530537	3	CROSS, center530538		
	510739	3	CROSS, center.517312		
			1 915275 FITTING, lubrication			



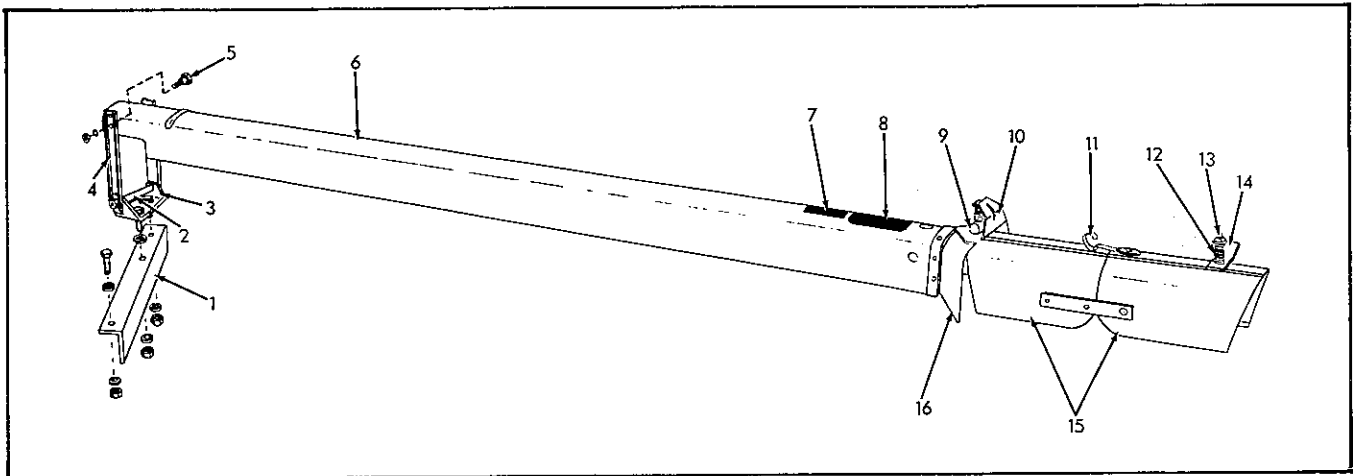
P. T. O. HITCH JOINT
(W/U Joint Shield)

ITEM	PART NUMBER	QTY.	DESCRIPTION	ASSEMBLY OR PACKAGE NO.
1	510743	1	YOKE, rear, plain	
2	539528	1	YOKE & SHAFT	
3	804726	2	WASHER, thrust	
4	533104	2	BEARING, nylon	
5	539529	1	SHIELD & BELL	
6	539527	1	JOINT & SHIELD, P. T. O. , front (complete)	
7	525736	1	PIN, quick lock yoke f/512231 yoke	
	526632	1	PIN, quick lock yoke f/ 519069 yoke	
8	512233	-	SPRING, quick lock pin	
9	512231	1	YOKE, spline, quick lock, 1-3/8" standard	
	519069	1	YOKE, spline, quick lock, 1-3/4" special	
10	525737	1	"X" WASHER, lock pin	
11	539530	1	YOKE, square hole	
		1	915494 PIN, roll, 3/8 x 2-1/4	
12	510737	8	RING, lock530538
13	530536	8	CUP ASSY., needle bearing (Incl. BEARING & CORK SEAL)530538
14	530567	8	WASHER, cork530538
15	530537	2	CROSS, center530538
		1	915275 FITTING, lube	



PTO SLIP CLUTCH

ITEM	PART NUMBER	QTY.	DESCRIPTION	ASSEMBLY OR PACKAGE NO.
-	513914	1	CLUTCH ASSY., slip (Complete)(Incl. items 1 thru 15)	
		4	922107 CAPSCREW, 7/16NF x 2-1/2	
		4	918199 LOCKWASHER, 7/16	
		4	913901 NUT, 7/16NF	
1	512566	1	YOKE, flanged	
		4	922107 CAPSCREW, 7/16NF x 2-1/2	
		4	918199 LOCKWASHER, 7/16	
		4	913901 NUT, 7/16N	
2	509427	1	NUT, lock	
3	509426	1	NUT, clutch	
4	510740	1	YOKE, flanged jaw (Incl. BUSHING)	
5	511378	1	BUSHING	
6	510741	1	JAW, sliding	
		1	914465 FITTING, lubrication, short, str., 1/8	
7	510742	1	SHAFT, clutch	
8	533295	1	SPRING, clutch (Supersedes 509420)	
9	512030	1	WASHER ASSY., lock	
10	509432	1	NUT, spring adjusting	
11	530537	1	CROSS, center.	530538
	510739	1	CROSS, center	
		1	915275 FITTING, lubrication 67-1/2°, 1/8	517312
12	510735	4	RETAINER, cork	517312
13	510736	4	WASHER, cork	517312
14	510738	4	BUSHING	517312
	530536	4	CUP ASSY., needle bearing	530538
15	510737	4	RING, snap	517312, 530538



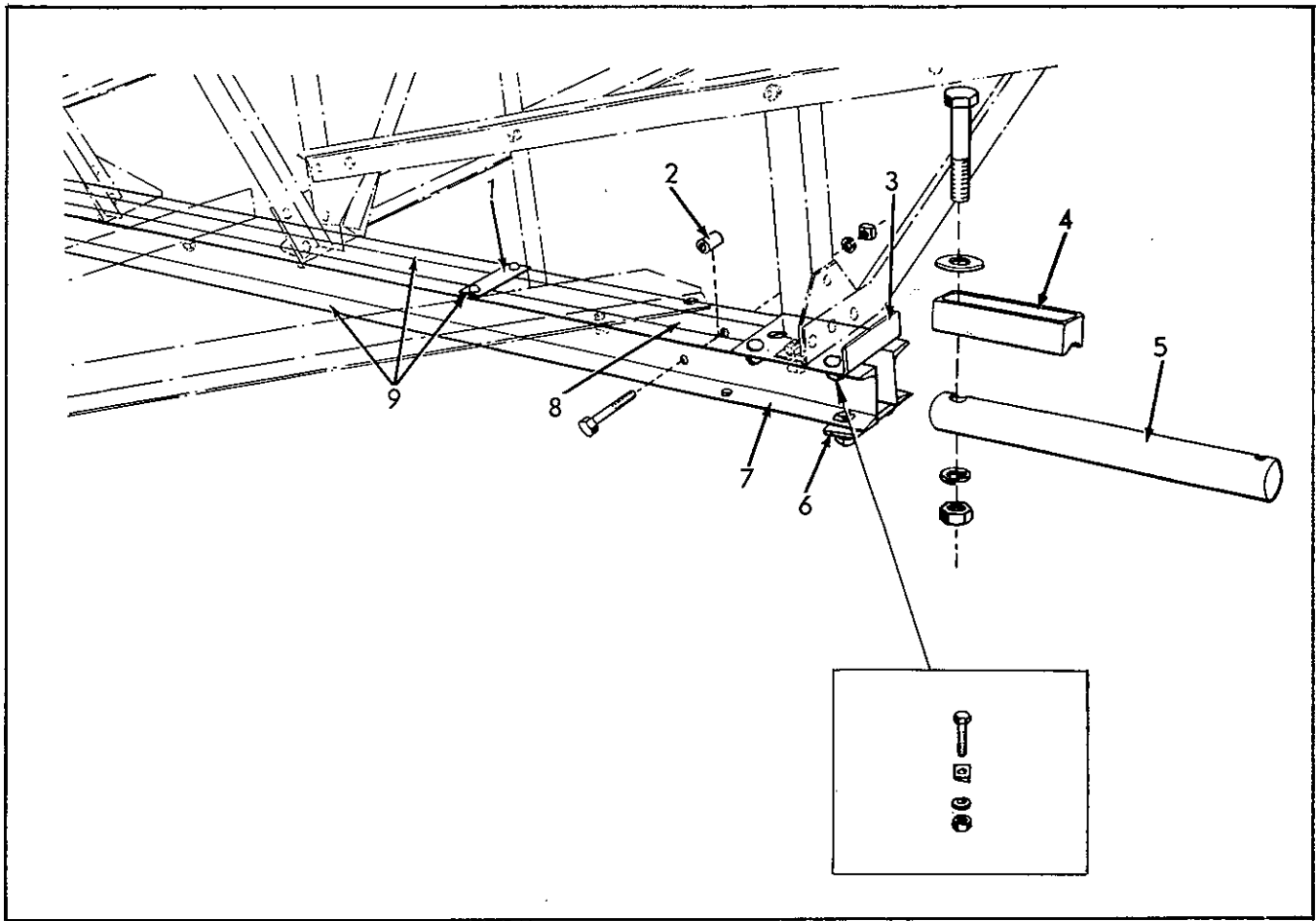
PTO SHAFT SHIELD

ITEM	PART NUMBER	QTY.	DESCRIPTION	ASSEMBLY OR PACKAGE NO.
1	517679	1	BRACE 1 917397 CAPSCREW , 5/16NC x 3/4 1 917642 WASHER , 11/32 x 1-1/2 x #12 1 919311 LOCKWASHER , 5/16 1 917372 NUT , 5/16NC	
2	535491	1	PIN, pivot 2 916966 LOCKWASHER , 1/2 2 916951 NUT, 1/2NC	
3	517678	1	PIVOT, shield, rear 2 907731 CAPSCREW , 3/8NC x 1 2 917378 WASHER , 7/16 x 1 x #14 2 919312 LOCKWASHER , 3/8 2 916950 NUT , 3/8NC 1 919384 WASHER , 7/16 x 1-1/4 x #11	
4	513813	2	HANGER, rear	
5	513814	2	PIN, connection 1 919312 LOCKWASHER , 3/8 1 916950 NUT , 3/8NC	
6	517992	1	SHIELD ASSY., rear (Incl. TRANSFERS)(f/ Hinged front section)	
	544977	1	SHIELD ASSY., rear (Incl. TRANSFERS)(f/539527 PTO Hitch Joint)	
7	511332	1	TRANSFER, hitch	
8	531145	1	TRANSFER, shield	
9	512204	1	BLOCK, pivot	
10	512203	1	REINFORCEMENT, end 3 910516 RIVET , 3/16 x 7/16	
11	510277	1	LATCH, front shield 1 907722 SCREW, machine , 1/4NC x 5/8 1 919380 WASHER , 9/32 x 1-1/2 x #12 1 919310 LOCKWASHER , 1/4 1 916622 NUT , 1/4NC	} (Not used with 539527 PTO Hitch Joint)
12	535598	2	SPRING	

Continued

PTO SHAFT SHIELD (Cont'd)

ITEM	PART NUMBER	QTY.	DESCRIPTION	ASSEMBLY OR PACKAGE NO.
13	505893	1	BOLT, special (Drilled)	} (Not used with 539527 PTO Hitch Joint)
		2	917378 WASHER , 7/16 x 1 x #14	
		1	918452 PIN, cotter , 1/8 x 1	
14	505889	1	CLIP, connection	
15	523828	1	SHIELD ASSY., front section (Incl. FRONT & REAR SECTION & HINGE)	
		1	916607 CAPSCREW , 3/8NF x 3	
		2	917378 WASHER , 7/16 x 1 x #14	
		1	916950 NUT , 3/8NC	
16	505880	1	END, rear shield	
		6	910280 RIVET , 3/16 x 3/8	



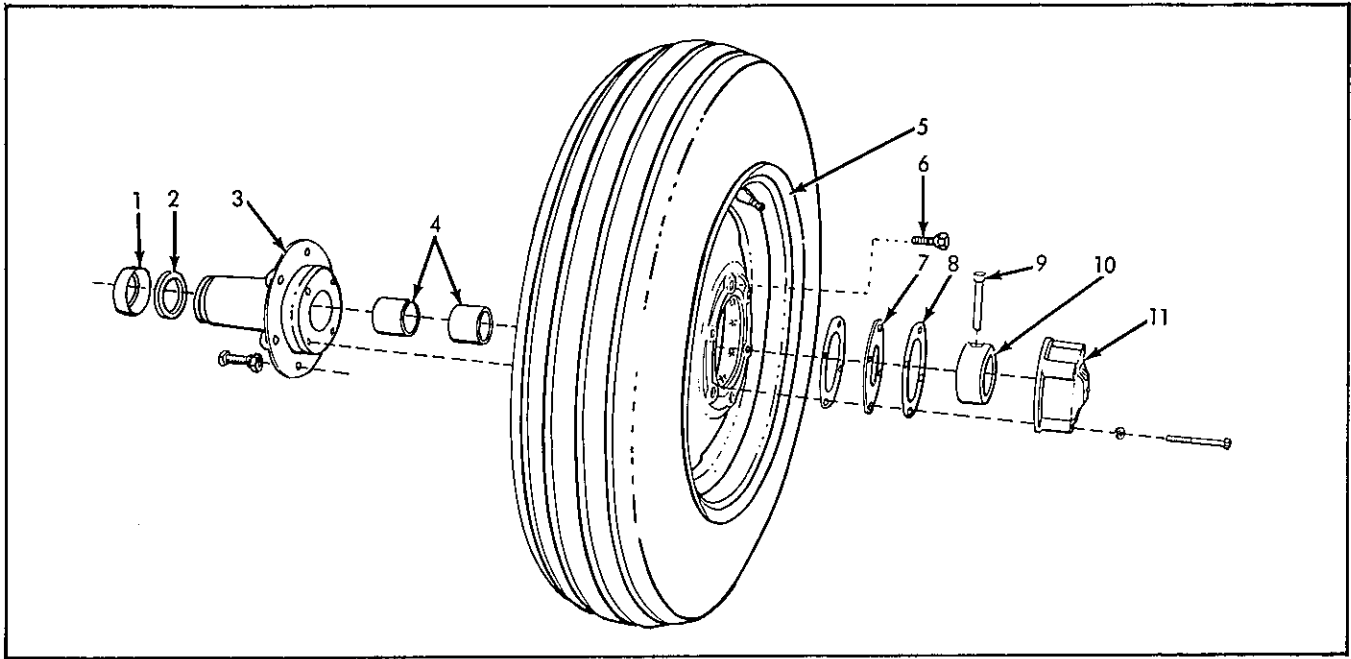
AXLE

ITEM	PART NUMBER	QTY.	DESCRIPTION	ASSEMBLY OR PACKAGE NO.
1	535517	2	PLATE, spacer 2 910523 RIVET	
2	519952	1	SPACER, axle channel 1 919365 CAPSCREW 7/16NC x 3 1 918199 LOCKWASHER, 7/16 1 918213 NUT, 7/16NC	
3	501542	2	PLATE, axle 2 919089 CAPSCREW, 1/2NC x 1-3/4 2 919447 WASHER, bevel, 9/16 x 1-1/4 x 5/32 x 11/32 2 916966 LOCKWASHER, 1/2 2 916951 NUT, 1/2NC 4 904100 RIVET (L.H. Plate), 1/2 x 1-1/2	} R.H. Plate
4	500317	2	BLOCK, axle filler	
5	534984	2	AXLE, stub (S/N 3249 & up)	
	535512	2	AXLE, stub (Prior to S/N 3249) 1 920560 CAPSCREW, 7/8NC x 5 1 922285 WASHER, 15/16 x 2-1/4 x #8 1 919426 LOCKWASHER, 7/8 1 919424 NUT, 7/8NC	

Continued

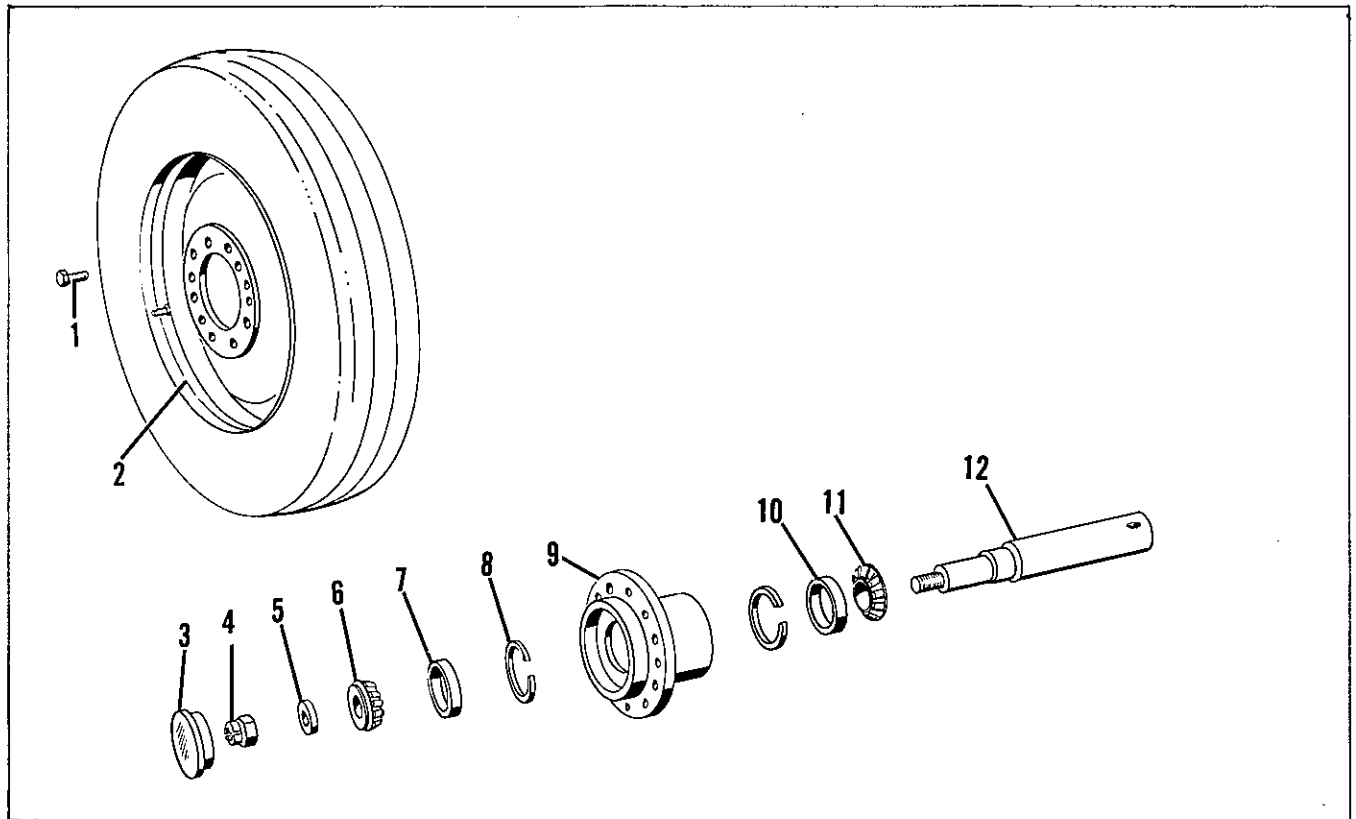
AXLE (Cont'd)

ITEM	PART NUMBER	QTY.	DESCRIPTION	ASSEMBLY OR PACKAGE NO.
6	500506	2	PLATE, spacer end 2 917404 CAPSCREW , 1/2NC x 1-1/2 2 916966 LOCKWASHER, 1/2 2 916951 NUT , 1/2NC	
7	533790	1	CHANNEL, front	
8	533791	1	CHANNEL, rear	
9	533792	1	CHANNEL ASSY., Axle (Riveted)(Incl. FRONT & REAR CHANNELS, ONE AXLE END PLATE & TWO SPACER PLATE.)	



WHEEL
(Prior to S/N 3249)

ITEM	PART NUMBER	QTY.	DESCRIPTION	ASSEMBLY OR PACKAGE NO.
1	500501	2	CAP, grease seal	
2	500502	2	SEAL, grease	
3	513699	2	HUB ASSY., wheel (Incl. BUSHINGS)	
4	507344	4	BUSHING, wheel hub	
5	531773	2	DISC & RIM	
6	207503	12	BOLT, wheel	
7	513702	2	WASHER, wheel thrust	
8	513703	4	GASKET, wheel hub	
9	500497	2	PIN, collar	
10	500495	2	COLLAR, stub shaft	
11	512270	2	CAP, hub	
		4	919363 CAPSCREW, 3/8NC x 2-1/2	
		4	919312 LOCKWASHER, 3/8	
		2	915275 FITTING, lubrication, 67-1/2°, 1/8	



AXLE & WHEEL
(Serial No. 3249 & up)

ITEM	PART NUMBER	QTY.	DESCRIPTION	ASSEMBLY OR PACKAGE NO.
1	207503	12	BOLT, wheel	
2	531773	2	DISC & RIM	
3	205508	2	CAP, hub	
4	203462	2	NUT, castle, H.T.	
		1	918454 PIN, cotter, 1/8 x 1-1/2	
5	534927	2	WASHER, 25/32 x 1-5/8 x 1/4 thk.)	
6	211999	2	CONE, bearing, outer	548260
7	209890	2	CUP, bearing, outer	548260
8	521882	4	RING, snap	
9	532244	2	HUB, wheel	
10	526975	2	CUP, bearing, inner	548260
11	527510	2	CONE & SEAL, bearing, inner	548260
12	534984	2	SHAFT, axle stub	
		1	910725 BOLT, 7/8NC x 4-3/4	
		1	919426 LOCKWASHER, 7/8	

BELT
(Not Illustrated)

ITEM	PART NUMBER	QTY.	DESCRIPTION	ASSEMBLY OR PACKAGE NO.
-	507965	1	BELT, reel drive	
-	508971	1	BELT, cylinder	
-	523693	1	BELT, unloading conveyor drive	
-	502435	1	BELT, separator	
-	533400	1	BELT, header drive	
-	534875	1	BELT, header countershaft drive	
-	529192	1	BELT, reel drive, inner	
-	531095	1	BELT, cylinder (Special speed for edible beans)	
-	523202	1	BELT, straw spreader	

MISCELLANEOUS PARTS
(Not Illustrated)

ITEM	PART NUMBER	QTY.	DESCRIPTION	ASSEMBLY OR PACKAGE NO.
-	535540	1	BAR, pinch	
-	504008	1	COUNTER, speed	
-	504601	1	TIP, speed counter (Rubber)	
-	902879	1	WRENCH, setscrew	

INDEX

BALANCE SPRING ATTACHMENT 160

DRAPER PICK-UP

- Frame 146
- Idlers. 152
- Rolls 150

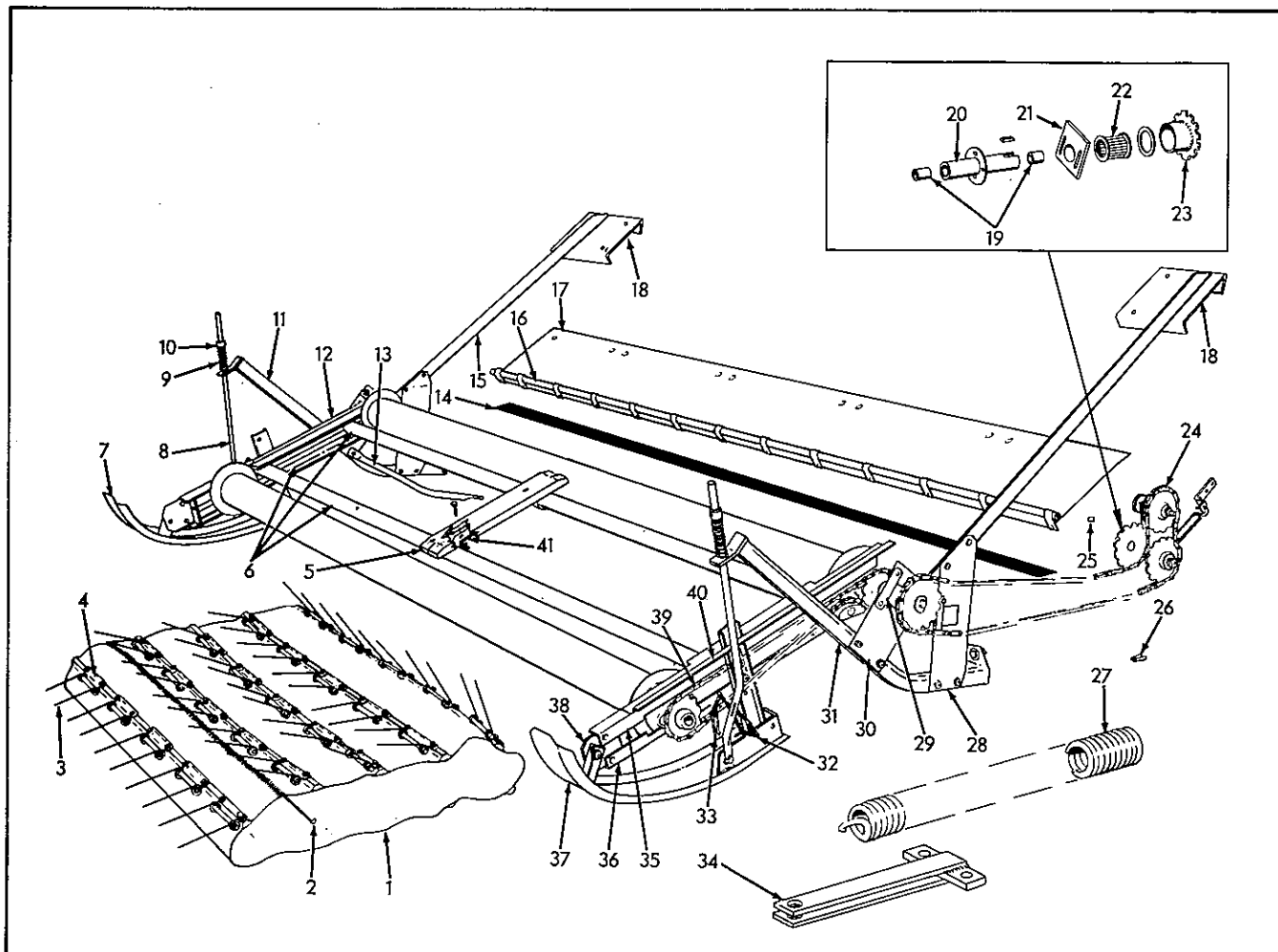
HEADER HAND LIFT 161

NUMERICAL INDEX. 171

ROTARY PICK-UP

- L. H. End & Drive 153
- R. H. End 156
- Rotor & Stripper. 158

WHEELS 164, 165



DRAPER PICK-UP FRAME
 Draper Type Pick-Up
 72 ALL-CROP

ITEM	PART NUMBER	QTY.	DESCRIPTION	ASSEMBLY OR PACKAGE NO.
1	533710	1	DRAPER & LACING ASSY. (Incl. LACING)	
2	533711	1	PIN, lacing	
3	539543	60	FINGER, pick-up spring (Supersedes 521538)	
		2	916622 NUT, cad. plated, 1/4NC	
		2	919310 LOCKWASHER, 1/4	
4	521839	60	RETAINER, pick-up finger	
		2	916622 NUT, cad. plated, 1/4NC	
		2	919310 LOCKWASHER, 1/4	
5	522868	1	SLIDE, draper center	
		2	920162 BOLT, cge, 5/16NC x 1-3/4	
		2	919311 LOCKWASHER, 5/16	
		2	917372 NUT, 5/16NC	
6	533693	1	FRAME ASSY. (Welded)	
7	522785	1	SHOE ASSY., R. H.	
		3	907731 CAPSCREW, 3/8NC x 1	
		3	919312 LOCKWASHER, 3/8	
		1	916950 NUT, 3/8NC	

Continued
 146

DRAPER PICK-UP FRAME (Cont'd.)

Draper Type Pick-Up

72 ALL-CROP

ITEM	PART NUMBER	QTY.	DESCRIPTION	ASSEMBLY OR PACKAGE NO.
8	528073	2	LINK ASSY., stop 1 918458 PIN, cotter, 3/16 x 1	
9	522853	2	SPRING, stop link	
10	522818	2	COLLAR ASSY. (5/8") (Incl. SETSCREW) 1 901275 SETSCREW, 3/8NC x 1/2	
11	533702	1	ARM ASSY., pick-up support, R. H. 2 917400 CAPSCREW, 3/8NC x 1-1/4 2 917378 WASHER, 7/16 x 1 x #14 2 919312 LOCKWASHER, 3/8 2 916950 NUT, 3/8NC 1 920579 WASHER, 7/16 x 1 x #11	
12	522856	2	SLIDE, draper 2 919318 CAPSCREW, 5/16NC x 5/8 2 919311 LOCKWASHER, 5/16 2 917372 NUT, 5/16NC 2 917642 WASHER, 11/32 x 1-1/2 x #12	
13	528078	1	BRACE, support arm 1 917402 CAPSCREW, 3/8NC x 2 1 919445 BOLT, 3/8NC x 1-3/4 4 917378 WASHER, 7/16 x 1 x #14 2 919312 LOCKWASHER, 3/8 2 916950 NUT, 3/8NC	
14	528079	1	LAGGING, guard angle 9 923232 BOLT, 3/8NC x 1 9 919312 LOCKWASHER, 3/8 9 916950 NUT, 3/8NC	
15	533703	2	BRACE, support 2 921965 CAPSCREW, 3/8NC x 3/4, gr. 5 2 919312 LOCKWASHER, 3/8 2 916950 NUT, 3/8NC	
16	533699	1	CUSHION ASSY., header bottom extension (Incl. RETAINERS) 9 908295 CAPSCREW, 1/4NC x 1/2 9 919310 LOCKWASHER, 1/4 9 916622 NUT, 1/4NC	
17	533696	1	EXTENSION ASSY., header bottom (Welded) 3 919445 BOLT, 3/8NC x 1-3/4 3 919312 LOCKWASHER, 3/8 3 916950 NUT, 3/8NC	
18	533715	2	REST, pick-up 4 919319 CAPSCREW, 5/16NC x 7/8 4 919311 LOCKWASHER, 5/16 4 917372 NUT, 5/16NC	
19	523986	2	BUSHING	
20	523985	1	GUDGEON, drive (Incl. BUSHINGS) 3 919414 BOLT, cge, 5/16NC x 3/4 3 919311 LOCKWASHER, 5/16 3 917372 NUT, 5/16NC	

Continued

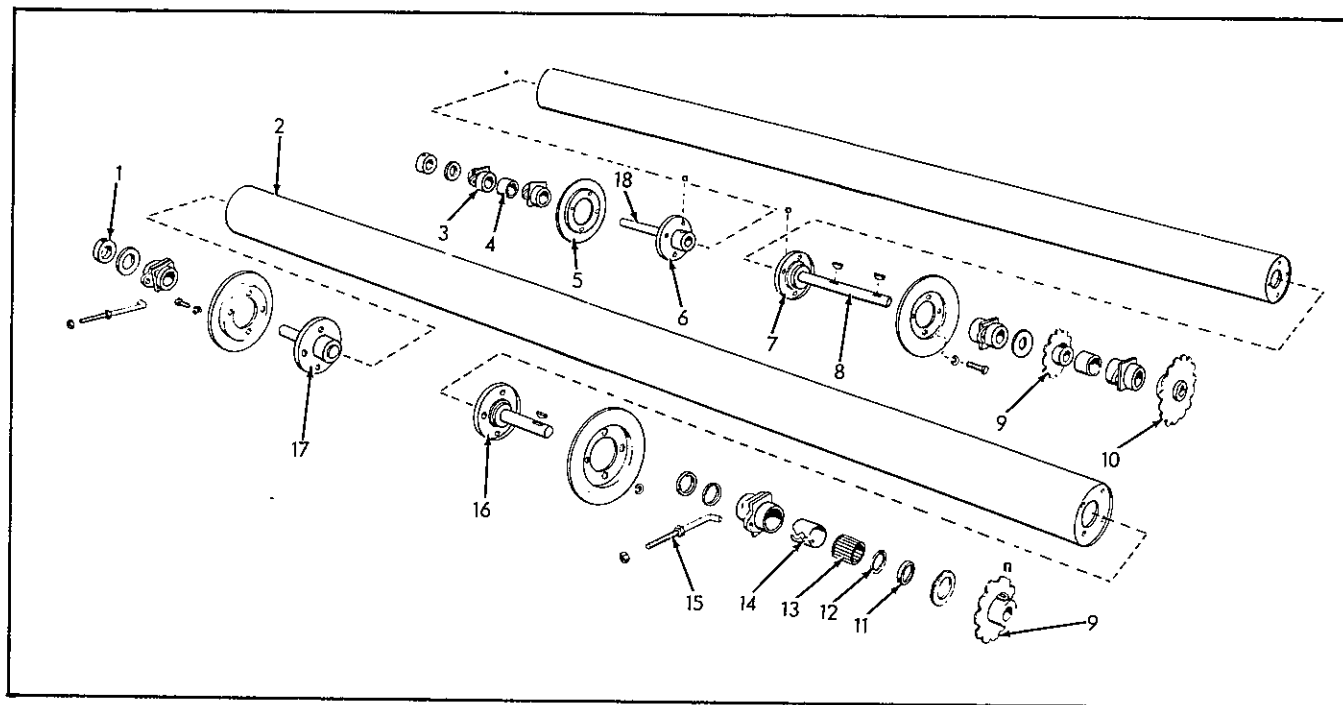
DRAPER PICK-UP FRAME (Cont'd.)
 Draper Type Pick-Up
 72 ALL-CROP

ITEM	PART NUMBER	QTY.	DESCRIPTION	ASSEMBLY OR PACKAGE NO.
21	533592	1	SUPPORT, auger 2 923232 BOLT, cge, 3/8NC x 1 2 919312 LOCKWASHER, 3/8 2 916950 NUT, 3/8NC	
22	523987	1	BEARING, roller	
23	523983	1	SPROCKET, drive 1 905856 KEY, 1/4 x 1/4 x 1-1/2 1 911712 SETSCREW, 5/16NC x 5/16 1 902872 SETSCREW, 1/4NC x 1/2 1 914465 FITTING, lubrication, short, str., 1/8 2 922679 WASHER, plain, 1-17/32 x 2-1/4 x #12	
24	-----	1	CHAIN, drive (85 links) (Incl. 1 Offset & 2 CONNECTING LINK) - 919102 LINK, roller, extended pitch, 1 - 919103 LINK, offset, extended pitch, 1 - 919104 LINK, connecting	
	921051	-	CHAIN, bulk, 10 ft. lg., dbl. pitch 1"	
25	517036	2	SPACER, header bottom extension	
26	919102	-	LINK, roller	
		-	LINK, offset connecting	
		-	LINK, connecting	
27	522107	1	SPRING, header counter-balance	
28	522815	2	PLATE, bearing pivot, rear 2 917397 CAPSCREW, 5/16NC x 3/4 2 917398 CAPSCREW, 5/16NC x 1-3/4 4 919311 LOCKWASHER, 5/16 4 917372 NUT, 5/16NC	
29	522812	4	RETAINER, roller bearing plate 2 917397 CAPSCREW, 5/16NC x 3/4 2 919311 LOCKWASHER, 5/16 2 917372 NUT, 5/16NC	
30	522811	2	PLATE, bearing pivot, front 1 919361 CAPSCREW, 3/8NC x 1-3/4 2 917397 CAPSCREW, 5/16NC x 3/4 1 917398 CAPSCREW, 5/16NC x 1-3/4 1 919312 LOCKWASHER, 3/8 3 919311 LOCKWASHER, 5/16 3 917372 NUT, 5/16NC 1 916950 NUT, 3/8NC	
31	522806	1	ARM ASSY., pick-up support, L. H. 2 917400 CAPSCREW, 3/8NC x 1-1/4 2 917378 WASHER, 7/16 x 1 x #14 2 919312 LOCKWASHER, 3/8 2 916950 NUT, 3/8NC	
32	510668	2	CHAIN, pin 1 918452 PIN, cotter, 1/8 x 1	
33	526745	2	PIN, lock	

Continued

DRAPER PICK-UP FRAME (Cont'd.)
 Draper Type Pick-Up
 72 ALL-CROP

ITEM	PART NUMBER	QTY.	DESCRIPTION	ASSEMBLY OR PACKAGE NO.
34	533284	1	BRACKET ASSY., counter-balance spring	
35	523192	2	RAIL, draper frame, L. H. upper & R. H. lower	
		2	908127 CAPSCREW, 3/8NC x 3/4	
		2	919312 LOCKWASHER, 3/8	
		2	916950 NUT, 3/8NC	
36	523191	2	RAIL, draper frame, R. H. upper & L. H. lower	
		2	908127 CAPSCREW, 3/8NC x 3/4	
		2	919312 LOCKWASHER, 3/8	
		2	916950 NUT, 3/8NC	
37	522790	1	SHOE ASSY., L. H.	
		3	907731 CAPSCREW, 3/8NC x 1	
		3	919312 LOCKWASHER, 3/8	
		1	916950 NUT, 3/8NC	
38	522804	2	SUPPORT, shoe	
		2	907731 CAPSCREW, 3/8NC x 1	
		2	919312 LOCKWASHER, 3/8	
		2	916950 NUT, 3/8NC	
39	-----	1	CHAIN, draper roller drive (59 Links)(Incl. 1 Offset, 2 Roller & 3 Conn.)	
		-	919103 LINK, offset, extended pitch, 1	
		-	919102 LINK, roller, extended pitch, 1	
		-	919104 LINK, connecting, extended pitch, 1	
	921051	-	CHAIN, lubk, 10 ft. lg., dbl., pitch 1"	
40	532190	1	SHIELD, roller chain	
		4	919318 CAPSCREW, 5/16NC x 5/8	
		4	919311 LOCKWASHER, 5/16	
		4	917372 NUT, 5/16NC	
41	522867	1	BRACKET, draper center slide	



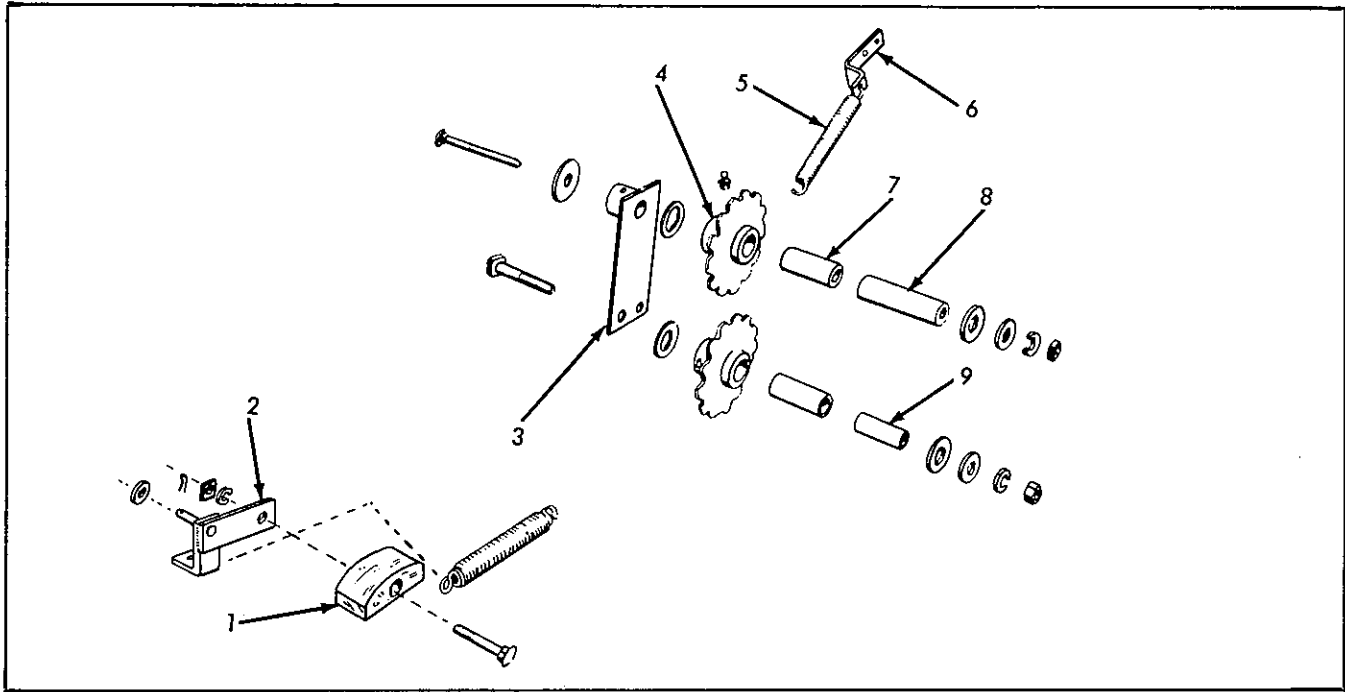
DRAPER PICK-UP ROLLS
 Draper Type Pick-up
 72 ALL-CROP

ITEM	PART NUMBER	QTY.	DESCRIPTION	ASSEMBLY OR PACKAGE NO.
1	516090	2	COLLAR ASSY. (Incl. SETSCREW) 1 902872 SETSCREW	
2	533706	2	ROLL ASSY., draper (Welded)	
3	522845	6	HOUSING ASSY., roller bearing (Incl. BEARING & SEALS) 2 921134 WASHER, 29/32 x 2 x #16 1 914465 FITTING, lubrication, short, str., 1/8	
4	522102	2	SPACER, bearing	
5	522836	4	FLANGE, roller outer 4 917400 CAPSCREW, 3/8NC x 1-1/4 4 919312 LOCKWASHER, 3/8	
6	528066	1	HUB ASSY., rear roller, R. H. (Incl. SHAFT) 4 917400 CAPSCREW, 3/8NC x 1-1/4 4 919312 LOCKWASHER, 3/8	
7	528068	1	HUB ASSY., rear roller, L. H. (Incl. SHAFT) 4 917400 CAPSCREW, 3/8NC x 1-1/4 4 919312 LOCKWASHER, 3/8	
8	528069	1	SHAFT, rear roller, L. H. (7/8" x 13")	
9	522843	2	SPROCKET ASSY., roller drive (7/8" bore, 11T) (Incl. SETSCREW) 1 902872 SETSCREW, 1/4NC x 1/2 1 905126 KEY, 1/4 x 1, woodruff	

Continued

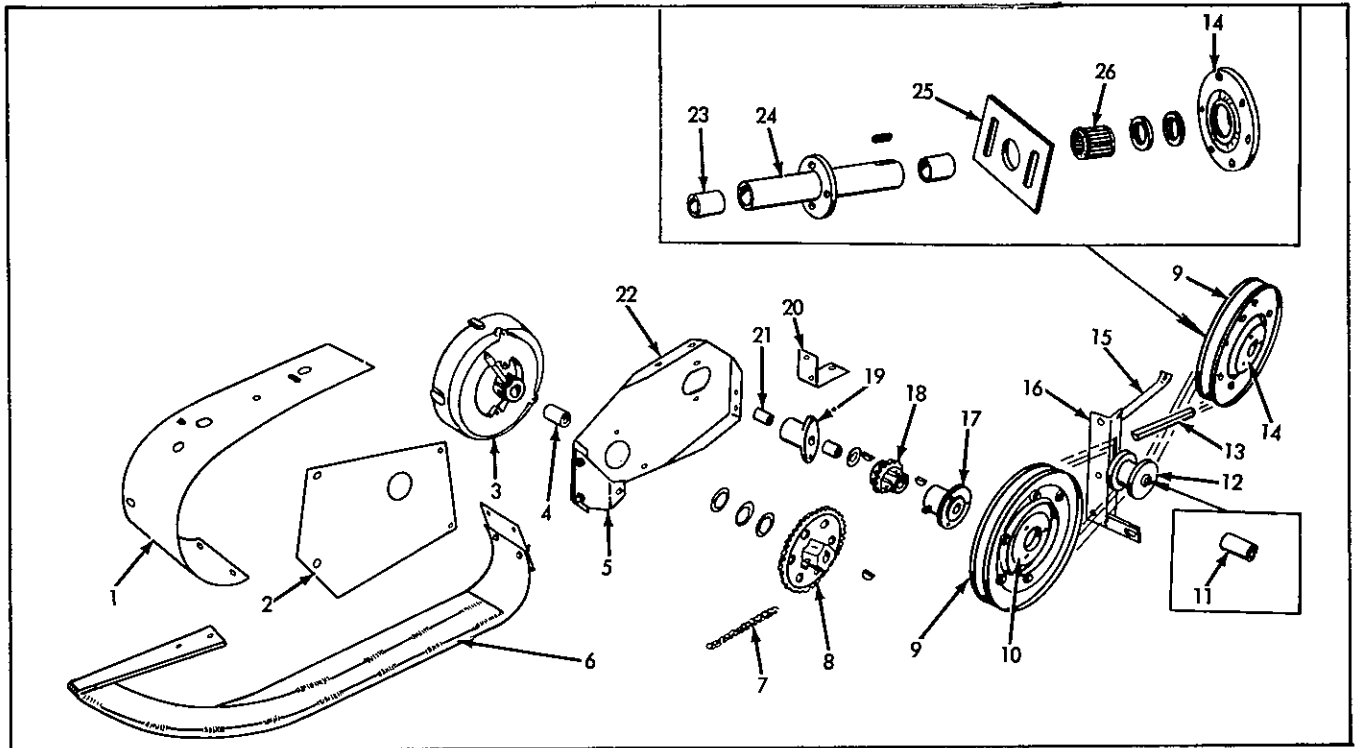
DRAPER PICK-UP ROLLS (Cont'd.)
 Draper Type Pick-up
 72 ALL-CROP

ITEM	PART NUMBER	QTY.	DESCRIPTION	ASSEMBLY OR PACKAGE NO.
10	522837	1	SPROCKET ASSY., driven (7/8" bore -15T) (Incl. SETSCREW) 1 902872 SETSCREW, 1/4NC 1 905126 KEY, woodruff, 1/4 x 1	
11	522847	12	SEAL, roller bearing housing	
12	522848	12	WASHER, roller bearing housing	
13	507226	6	BEARING, roller	
14	508938	6	RACE, bearing	
15	522861	2	BOLT, draper adjusting 2 916950 NUT, 3/8NC 1 900805 PIN, cotter, 1/8 x 1	
16	522828	1	HUB ASSY., front roller, L. H. 4 917400 CAPSCREW, 3/8NC x 1-1/4 4 919312 LOCKWASHER, 3/8	
17	522827	1	HUB ASSY., front roller, R. H. (Incl. SHAFT) 4 917400 CAPSCREW, 3/8NC x 1-1/4 4 919312 LOCKWASHER, 3/8	
18	528067	1	SHAFT, rear roller, R. H. 1 916171 PIN, 1/4 x 1-1/2	



DRAPER PICK-UP IDLERS
 Draper Type Pick-Up
 72 ALL-CROP

ITEM	PART NUMBER	QTY.	DESCRIPTION	ASSEMBLY OR PACKAGE NO.
1	522859	1	SLIDE, roller drive idler 1 921929 BOLT, cge, 5/16NC x 2 1 919311 LOCKWASHER, 5/16 1 917372 NUT, 5/16NC	
2	523185	1	BRACKET ASSY., roller drive idler 1 918430 WASHER, 1/2 x 1-1/4 x #14 1 918452 PIN, cotter, 1/8 x 1	
3	522797	1	BRACKET ASSY., pick-up drive idler (Welded) 1 912808 FITTING, lubrication, str., taper-thd., 1/4 x 1/2 1 920308 WASHER, 9/16 s 1-1/2 x #10	
4	522816	2	SPROCKET ASSY., chain idler (13T) (Incl. BUSHINGS) 1 916950 NUT, 3/8NC 1 924323 BOLT, cge, 3/8NC x 4-1/2 1 918431 WASHER, 9/16 x 1-3/8 x #10 1 919312 LOCKWASHER, 3/8 1 920207 CAPSCREW, 1/2NC x 3 1 918431 WASHER, 9/16 x 1-3/8 x #10 1 916966 LOCKWASHER, 1/2 2 919392 WASHER, 29/32 x 1-1/2 x #16 1 914465 FITTING, lubrication, short, str., 1/8 1 916951 NUT, 1/2NC	
5	510360	2	SPRING, roller drive idler 1 918458 PIN, cotter, 3/16 x 1	
6	522866	1	CLIP, idler spring 1 923341 CAPSCREW, 1/4NC x 3/4, gr. 5 1 919310 LOCKWASHER, 1/4 1 916622 NUT, 1/4NC	
7	506968	2	BUSHING, idler sprocket	
8	522865	1	BUSHING, upper idler (Steel)	
9	507216	1	BUSHING, lower idler (Steel)	



L. H. END & DRIVE
Rotary Pick-up
72 ALL-CROP

ITEM	PART NUMBER	QTY.	DESCRIPTION	ASSEMBLY OR PACKAGE NO.
1	531560	1	SHIELD, end, L. H. 4 916081 SCREW, 1/4NC x 1/2 4 919310 LOCKWASHER, 1/4 4 917377 WASHER, 5.16 x 3/4 x #16	
2	531567	1	TEMPLATE, header side 3 916081 SCREW, machine, 1/4NC x 1/2 3 919310 LOCKWASHER, 1/4 3 916622 NUT, 1/4NC 2 919012 SCREW, #14 x 3/4 2 919146 NUT, speed, 14A x 13/16	
3	524844	1	HOUSING ASSY., cam (Incl. BUSHING) 3 908127 CAPSCREW, 3/8NC x 3/4 3 917378 WASHER, 7/16 x 1 x #14 3 919312 LOCKWASHER, 3/8 1 912791 NIPPLE, 1/8 x 2-3/4 1 901763 COUPLING, pipe, str., 1/8 1 914465 FITTING, lubrication, short, str., 1/8	
4	523175	1	BUSHING, cam housing	
5	531566	1	CONNECTION, front, L. H. 1 917397 CAPSCREW, 5/16NC x 3/4 1 917642 WASHER, 11/32 x 1-1/2 x #12 1 919311 LOCKWASHER, 5/16 1 917372 NUT, 5/16NC	

Continued

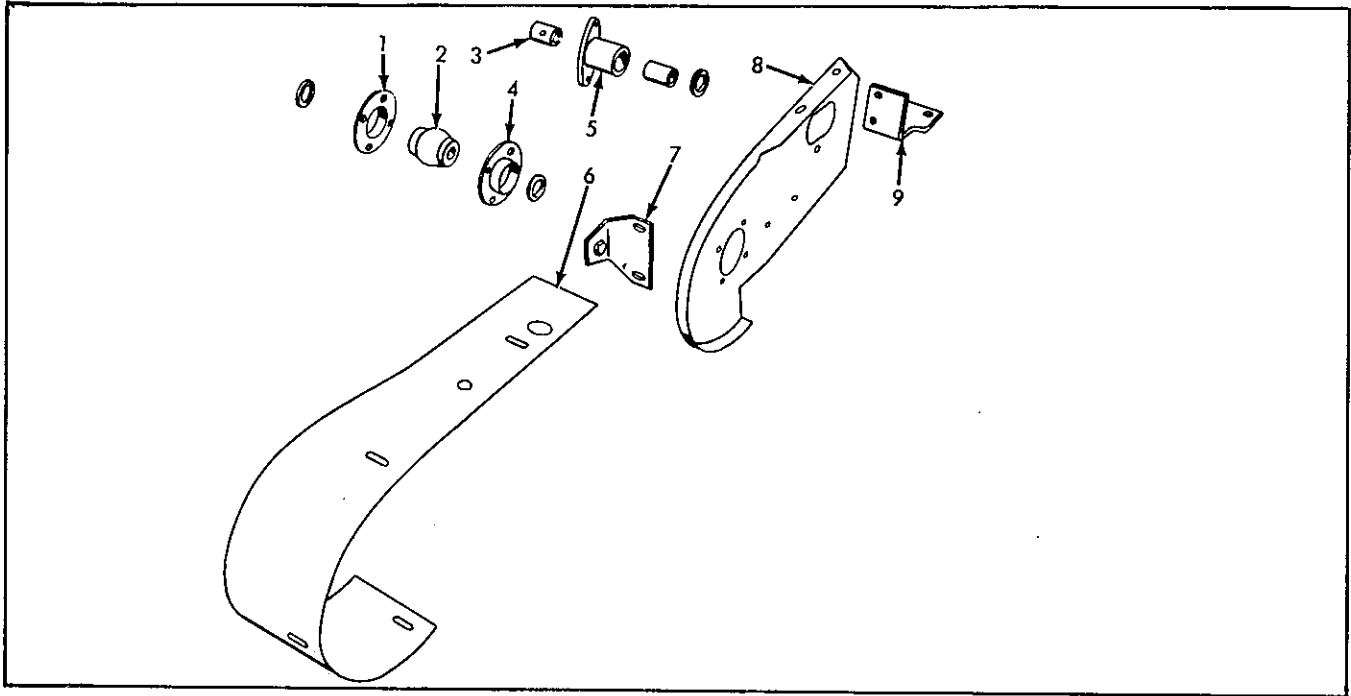
L. H. END & DRIVE (Cont'd.)
 Rotary Pick-up
 72 ALL-CROP

ITEM	PART NUMBER	QTY.	DESCRIPTION	ASSEMBLY OR PACKAGE NO.
6	531564	1	SHOE ASSY., skid, L. H. 2 916431 CAPSCREW, 5/16NC x 1 2 917397 CAPSCREW, 5/16NC x 3/4 4 919311 LOCKWASHER, 5/16 2 917642 WASHER, 11/32 x 1-1/2 5 917372 NUT, 5/16NC	
7	-----	1	CHAIN, 63 links (Incl. 1 Offset & 1 Connecting Link) - 910936 LINK, roller, 1/2 pitch - 910937 LINK, offset, 1/2 pitch - 915002 LINK, connecting, 1/2 pitch	
8	921048 524845	- 1	CHAIN, bulk- 10 ft. lg., 1/2 pitch x 1/4 wd. SPROCKET, main axle (40-T) 1 905126 KEY, woodruff, 1/4 x 1 1 901277 SETSCREW, 3/8NC x 3/4 4 919394 WASHER, 1-1/32 x 1-5/8 x #16	
9	523112 523113	1	SHEAVE ASSY. (Incl. SIDES & CENTERPIECE) 3 917397 CAPSCREW, 5/16NC x 3/4 3 919311 LOCKWASHER, 5/16 3 917372 NUT, 5/16NC	
		4	SIDE, sheave 6 917397 CAPSCREW, 1/4NC x 1 42 917377 WASHER, 5/16 x 3/4 x #16 6 919310 LOCKWASHER, 1/4 6 916622 NUT 1/4NC	
10	523114	1	CENTERPIECE, sheave, driven 3 917397 CAPSCREW, 5/16NC x 3/4 3 919311 LOCKWASHER, 5/16 3 917372 NUT, 5/16NC	
11	523162	1	SLEEVE, roller	
12	523161	1	ROLLER, belt tightener 1 921937 BOLT, cge, 3/8NC x 3 1 917378 WASHER, 7/16 x 1 x #14 1 919312 LOCKWASHER, 3/8 1 918430 WASHER, 1/2 x 1-1/4 x #14	
13	523167	1	BELT, pick-up	
14	525121	1	CENTER ASSY., drive sheave 1 905856 KEY, 1/4 x 1/4 x 1-1/2 1 911712 SETSCREW, 5/16NC x 5/16 1 902872 SETSCREW, 1/4NC x 1/2 2 922679 WASHER, 1-17/32 x 2-1/4 x #12 1 918185 FITTING, lubrication, str., special, 1/4	
15	523164	1	BRACE, belt tightener tie 2 916532 SCREW, machine, 1/4NC x 3/4 2 919310 LOCKWASHER, 1/4 2 916622 NUT, 1/4NC	
16	531578	1	BRACKET ASSY., belt tightener 2 916431 CAPSCREW, 5/16NC x 1 2 919311 LOCKWASHER, 5/16 2 917372 NUT, 5/16NC	

Continued

L. H. END & DRIVE (Cont'd.)
 Rotary Pick-up
 72 ALL-CROP

ITEM	PART NUMBER	QTY.	DESCRIPTION	ASSEMBLY OR PACKAGE NO.
17	523156	1	HUB, driven sheave (7/8" bore) 1 905126 KEY, woodruff, 1/4 x 1 1 901278 SETSCREW, 3/8NC x 1	
18	523145	1	SPROCKET, (16T) 1 905126 KEY, 1/4 x 1 1 901277 SETSCREW, 3/8NC x 3/4	
19	523151	1	BEARING ASSY., stripper (Incl. 2 BUSHINGS) 3 919392 WASHER, 29/32 x 1-1/2 x #16 1 915276 FITTING, lubrication, 90°, 1/8 2 907731 CAPSCREW, 3/8NC x 1 2 919312 LOCKWASHER, 3/8 2 916950 NUT, 3/8NC	
20	531580	1	FOOT ASSY., attaching, L. H. 2 919458 BOLT, cge, 3/8NC x 2-1/4 2 919312 LOCKWASHER, 3/8 2 916950 NUT, 3/8NC	
21	516993	2	BUSHING, stripper axle	
22	531572	1	BRACKET ASSY., attaching, L. H. 2 907731 CAPSCREW, 3/8NC x 1 1 908127 CAPSCREW, 3/8NC x 3/4 3 919312 LOCKWASHER, 3/8 1 917378 WASHER, 7/16 x 1 x #14 3 916950 NUT, 3/8NC	
23	523986	2	BUSHING, drive gudgeon	
24	523985	1	GUDGEON ASSY., pick-up drive (Incl. BUSHINGS)	
25	533592	1	SUPPORT, auger	
26	523987	1	BEARING, roller	



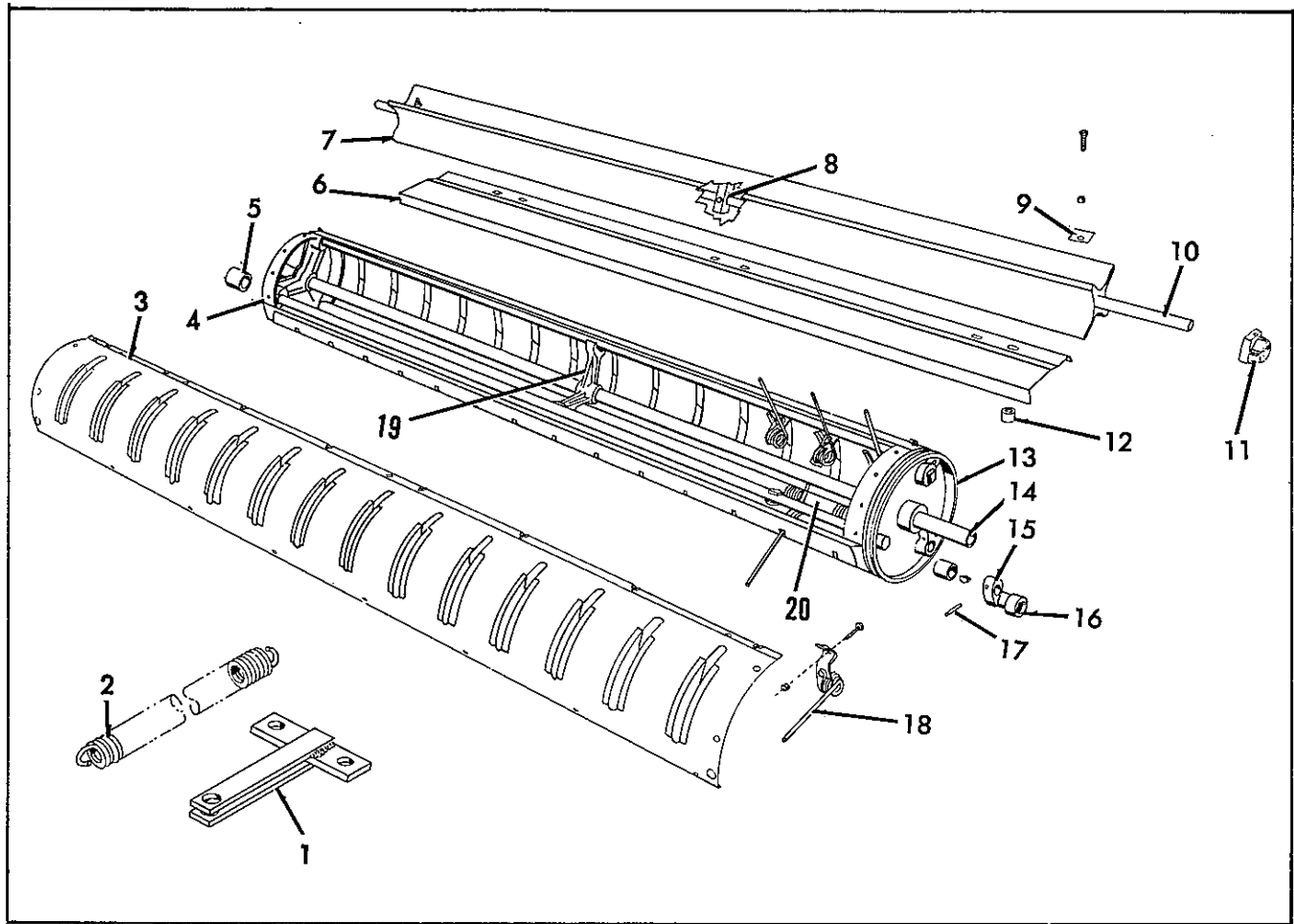
R. H. END
Rotary Pick-up (Stationary)
72 ALL-CROP

ITEM	PART NUMBER	QTY.	DESCRIPTION	ASSEMBLY OR PACKAGE NO.
1	516173	1	RETAINER, bearing, outer 3 917397 CAPSCREW, 5/16NC x 3/4 3 919311 LOCKWASHER, 5/16 3 917372 NUT ,5/16NC	
2	516167	1	BEARING, wood 2 919392 WASHER, 29/32 x 1-1/2 x #16 1 918461 PIN, cotter, 1/4 x 1-1/2	
3	516993	2	BUSHING, stripper axle	
4	516174	1	RETAINER, bearing, inner	
5	523151	1	BEARING ASSY., stripper (Incl. 2 BUSHINGS) 3 919392 WASHER, 29/32 x 1-1/2 x #16 1 915276 FITTING, lubrication, 90°, 1/8 2 907731 CAPSCREW, 3/8NC x 1 2 919312 LOCKWASHER, 3/8 2 916950 NUT, 3/8NC	
6	531559	1	SHIELD, end, R. H. 4 916081 SCREW, 1/4NC x 1/2 4 919310 LOCKWASHER, 1/4 4 917377 WASHER, 5/16 x 3/4 x #16	
7	531565	1	CONNECTION, front, R. H. 1 917397 CAPSCREW, 5/16NC x 3/4 1 917377 WASHER, 5/16 x 3/4 x #16 1 919311 LOCKWASHER, 5/16 1 917372 NUT, 5/16NC	

Continued

R. H. END (Cont'd.)
 Rotary Pick-up (Stationary)
 72 ALL-CROP

ITEM	PART NUMBER	QTY.	DESCRIPTION	ASSEMBLY OR PACKAGE NO.
8	531571	1	BRACKET ASSY., attaching, R. H.	
			2 907731 CAPSCREW, 3/8NC x 1	
			1 908127 CAPSCREW, 3/8NC x 3/4	
			3 919312 LOCKWASHER, 3/8	
			1 917378 WASHER, 7/16 x 1 x #14	
			3 916950 NUT, 3/8NC	
9	534338	1	FOOT ASSY., attaching, R. H.	
			2 921934 BOLT, cge, 3/8NC x 2	
			2 919312 LOCKWASHER, 3/8	
			2 916950 NUT, 3/8NC	

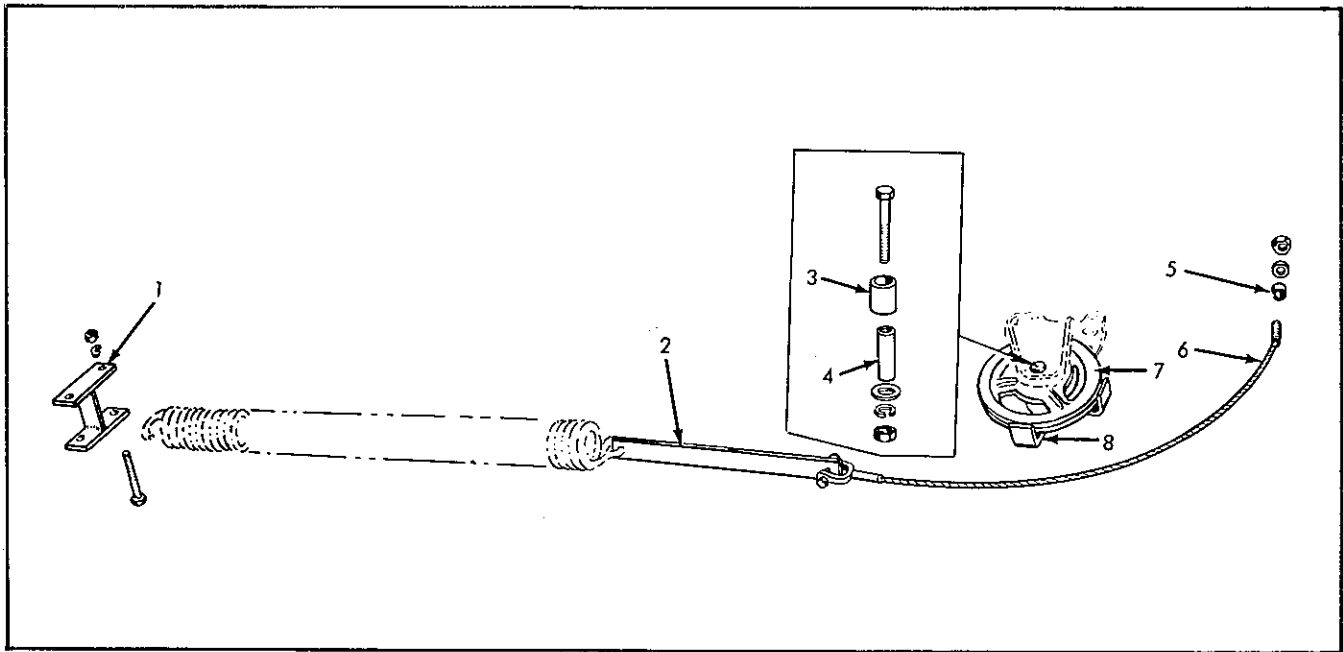


ROTOR & STRIPPER
Rotary Pick-up
72 ALL-CROP

ITEM	PART NUMBER	QTY.	DESCRIPTION	ASSEMBLY OR PACKAGE NO.
1	533284	4	BRACKET ASSY., counter-balance spring	
2	522107	1	SPRING, header counter-balance	
3	534332	1	SECTION ASSY. (Slot 1-1/2" from end - 14 slots)	
	534331	1	SECTION ASSY. (Slot 3" from end - 13 slots)	
	534330	1	SECTION ASSY. (Slot 4-1/2" from end - 13 slots)	
			4 916081 SCREW, machine, 1/4NC x 1/2 4 919310 LOCKWASHER, 1/4 8 919012 SCREW, #14 x 3/4 8 915999 NUT, 14A, speed	
4	523144	1	HEAD, idle end drive 1 905126 KEY, woodruff, 1/4 x 1 1 901277 SETSCREW, 3/8NC x 3/4 1 914465 FITTING, lubrication, short, str., 1/8	
5	503690	6	BUSHING, tooth holder	

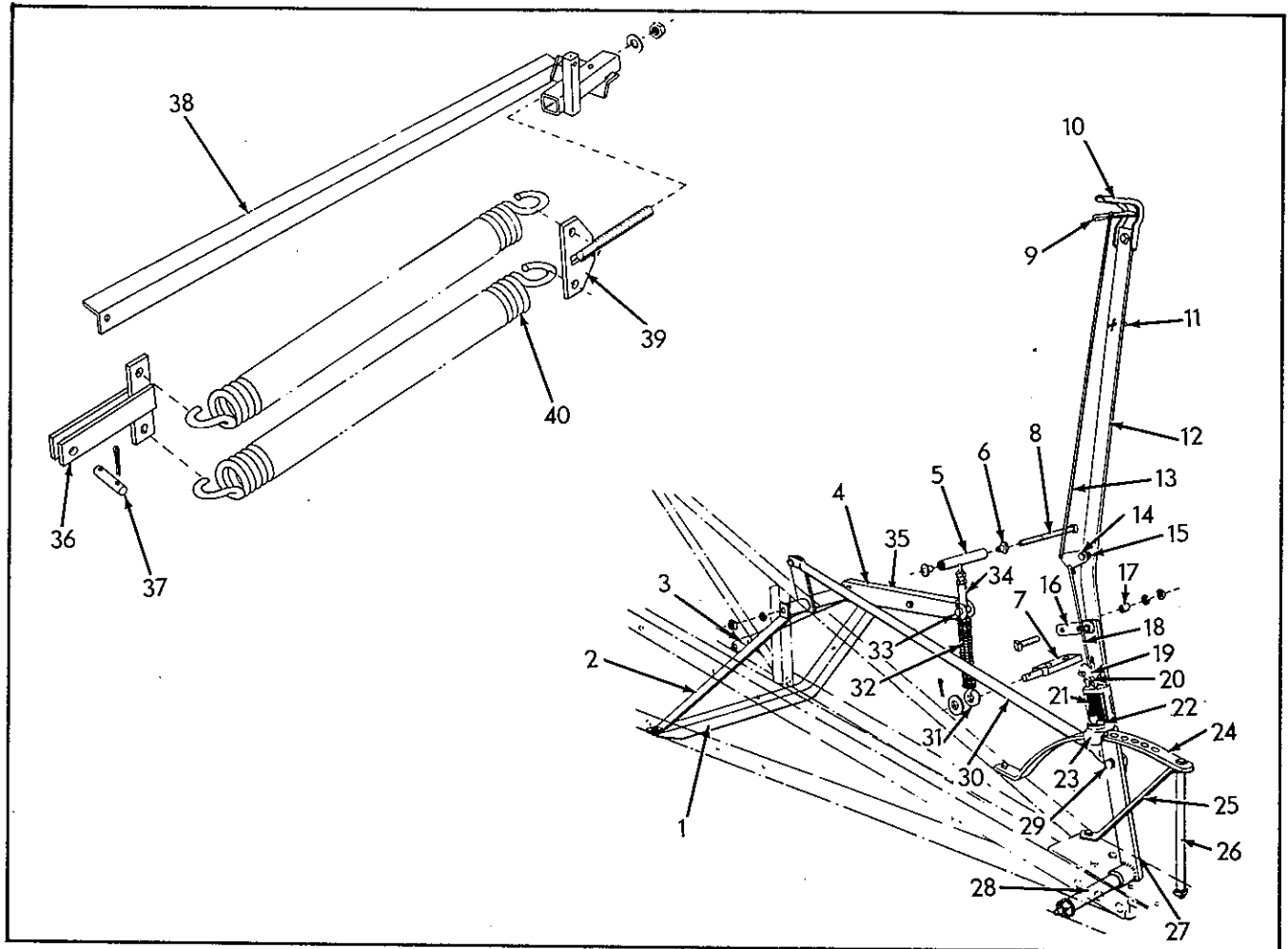
ROTOR & STRIPPER (Cont'd.)
Rotary Pick-up
72 ALL-CROP

ITEM	PART NUMBER	QTY.	DESCRIPTION	ASSEMBLY OR PACKAGE NO.
6	534329	1	APRON, rear 2 919418 BOLT, cge, 3/8NC x 2-1/2 2 919312 LOCKWASHER, 3/8 2 916950 NUT, 3/8NC	
7	534328	1	STRIPPER 2 901279 SETSCREW, 3/8NC x 1-1/4 2 919312 LOCKWASHER, 3/8 2 916950 NUT, 3/8NC	
8	523153	1	COLLAR, stripper drive, center 2 902870 SETSCREW, 3/8NC x 3/8	
9	524848	4	PLATE, stripper reinforcing	
10	534337	1	AXLE ASSY., stripper (Welded) (74" lg.)	
11	523152	2	COLLAR, stripper drive, outer 2 901279 SETSCREW, 3/8NC x 1-1/4 2 919312 LOCKWASHER, 3/8 2 916950 NUT, 3/8NC	
12	535580	2	SPACER, apron	
13	523149	1	HEAD ASSY., cam end drive (Incl. BUSHINGS) 1 905126 KEY, woodruff, 1/4 x 1 1 901277 SETSCREW, 3/8NC x 3/4 3 914465 FITTING, lubrication, short, str., 1/8	
14	534336	1	AXLE ASSY., main (Welded) (71-3/4" lg.)	
15	523120	3	ARM ASSY., cam roller (Incl. BEARING)	
	523121	3	ARM, cam roller 1 905123 KEY, woodruff, 3/16 x 3/4	
16	518318	3	BEARING, ball, cam roller arm 1 907735 CAPSCREW, 1/2NC x 1-3/4	
17	523176	3	PIN, drive, cam roller arm	
18	523123	40	TOOTH, spring 1 910311 RIVET, 1/4 x 1/2	
	523124	40	BRACKET, tooth	
	523122	40	TOOTH ASSY., spring (Incl. BRACKET) 1 921961 CAPSCREW, 1/4NC x 1-1/4, gr. 5 1 920114 NUT, lock, 1/4NC	
19	523154	1	SUPPORT, tooth holder, center 1 901278 SETSCREW, 3/8NC x 1 1 919312 LOCKWASHER, 3/8 1 917421 NUT, 3/8NC	
20	534333	1	HOLDER ASSY., tooth (1-1/8" to first hole) (14 holes)	
	534334	1	HOLDER ASSY., tooth (2-5/8" to first hole) (13 holes)	
	534335	1	HOLDER ASSY., tooth (4-1/8" to first hole) (13 holes)	



BALANCE SPRING ATTACHMENT
 Hand Lift Header w/Pick-up
 72 ALL CROP

ITEM	PART NUMBER	QTY.	DESCRIPTION	ASSEMBLY OR PACKAGE NO.
1	535392	1	ANCHOR ASSY., spring 1 922251 CAPSCREW , 1/2NC x 4-1/2 1 916966 LOCKWASHER, 1/2 1 916951 NUT , 1/2NC	
2	535395	1	EXTENSION, lift spring	
3	526573	1	BUSHING, cable sheave	
4	534106	1	BUSHING bracket	
5	511199	1	SPACER, spring anchor	
6	527469	1	CABLE, lift spring 1 913744 NUT, jam, 1/2NC 1 919958 CAPSCREW , 3/8NC x 1-7/8 1 919312 LOCKWASHER, 3/8 1 916950 NUT , 3/8NC 1 916951 NUT , 1/2NC	
7	527440	1	SHEAVE ASSY., lift cable 1 908529 CAPSCREW , 1/2NC x 3-1/4 1 916966 LOCKWASHER , 1/2 1 916951 NUT, 1/2NC 1 919393 WASHER , 1-1/64 x 1-5/8 x #12	
8	804142	2	CLIP, cable guide	



HEADER HAND LIFT
72 ALL CROP

ITEM	PART NUMBER	QTY.	DESCRIPTION	ASSEMBLY OR PACKAGE NO.
1	506238	1	SUPPORT, bellcrank	
2	501701	1	BRACE, bellcrank, outer	
3	502393	1	BRACE, bellcrank, inner	
4	519982	1	BELLCRANK ASSY., header lift	
		2	914465 FITTING, lubrication	
5	501702	1	BEARING, bellcrank	
6	501703	2	BUSHING, bearing	
7	535363	1	PIN, header lift	
8	910917	1	BOLT, machine, 5/8NC x #14	
9	519418	1	LATCH, lever	
		1	918449 PIN, cotter, 1/8 x 1/2	
10	519417	1	BASE, latch	
		1	907731 CAPSCREW, 3/8NC x 1	
		1	919312 LOCKWASHER, 3/8	
		1	916950 NUT, 3/8NC	

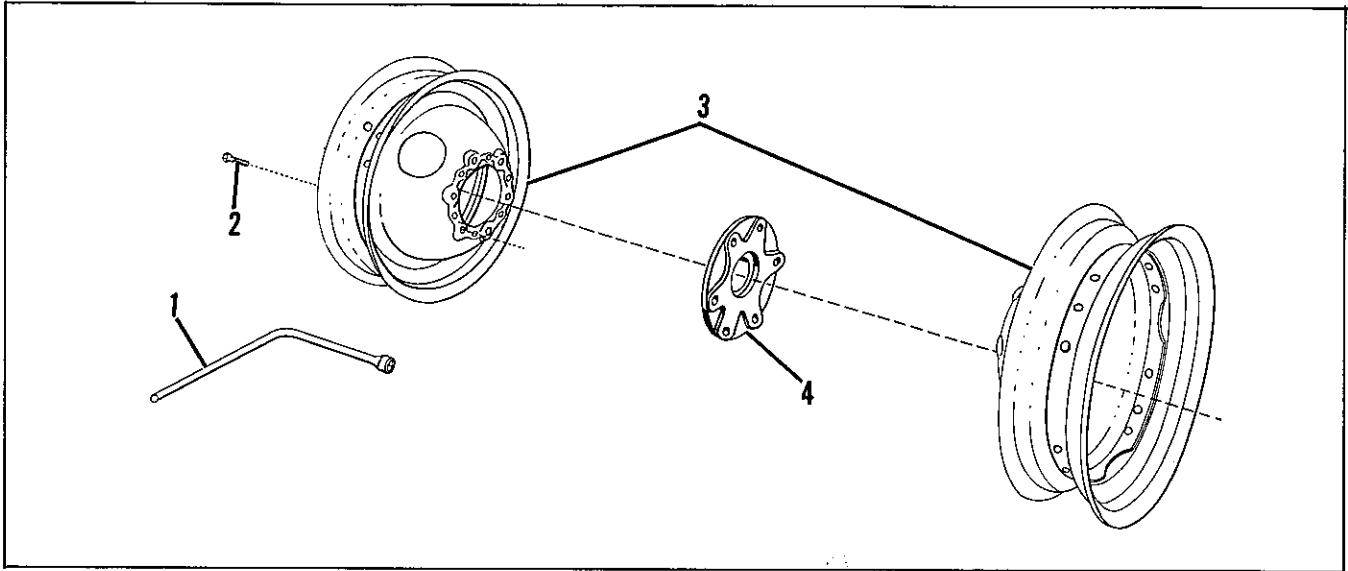
Continued

HEADER HAND LIFT (Cont'd.)
72 ALL CROP

ITEM	PART NUMBER	QTY.	DESCRIPTION	ASSEMBLY OR PACKAGE NO.
11	503942	1	EYEBOLT, reel adjusting cord	
12	511142	1	LEVER	
		2	919360 CAPSCREW, 3/8NC x 1-1/2	
		2	919312 LOCKWASHER, 3/8	
		2	916950 NUT, 3/8NC	
13	519434	1	ROD, lever, upper	
14	511143	1	BELLCRANK, latch rod	
		1	919933 CAPSCREW, 5/16NC x 1-1/2	
		1	919311 LOCKWASHER, 5/16	
		1	917372 NUT, 5/16NC	
15	535531	1	SPACER, latch rod bellcrank	
16	520184	1	LINK	
		1	917400 CAPSCREW, 3/8NC x 1-1/4	
		1	919312 LOCKWASHER, 3/8	
		1	916950 NUT, 3/8NC	
17	535534	1	SPACER, link	
18	511145	1	ROD, lifting, lower	
19	505237	1	CHANNEL, detent	
20	505238	2	PIN, detent channel	
		1	918452 PIN, cotter, 1/8 x 1	
		1	910531 WASHER, 3/16	
21	511328	2	SPRING, detent	
22	505236	2	PIN, detent	
23	504633	1	HOUSING, detent	
		2	907731 CAPSCREW, 3/8NC x 1	
		2	919312 LOCKWASHER, 3/8	
24	505817	1	QUADRANT, lift	
25	505815	1	BRACE, quadrant	
26	505818	1	SPACER, quadrant	
27	501688	1	EXTENSION ASSY., lever	
		1	919389 WASHER, 49/64 x 1-3/8 x #12	
		1	918459 PIN, cotter, 3/16 x 1-1/2	
28	517757	1	SHAFT, lever pivot	
		1	917373 LOCKWASHER, 5/8	
		1	915726 NUT, 5/8NC	
29	535530	2	BOLT, reach rod	
		1	919423 NUT, 1/2NF	
		1	916966 LOCKWASHER, 1/2	
30	505809	1	ROD ASSY., header reach	
		2	924363 WASHER, 9/16 x 1-1/2 x #16	

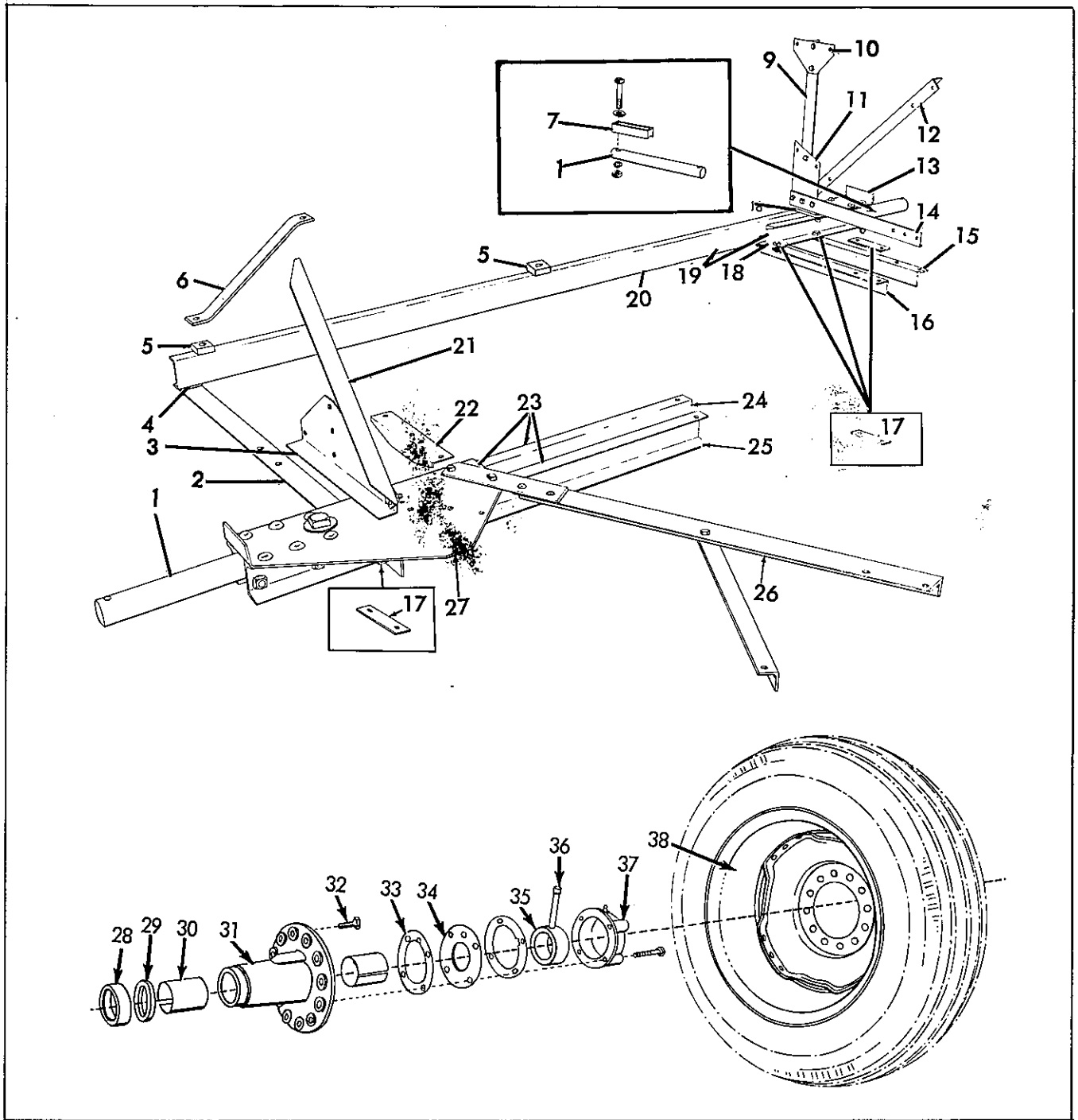
HEADER HAND LIFT (Cont'd.)
72 ALL CROP

ITEM	PART NUMBER	QTY.	DESCRIPTION	ASSEMBLY OR PACKAGE NO.
31	535536	1	SCREW, header adjusting	
		1	900816 WASHER, 5/16 x 3/4 x #16	
		1	904209 LOCKWASHER, 5/8	
		2	910308 NUT, 5/8NC	
32	520901	1	SPRING, adjusting screw	
33	505234	1	PIN, bellcrank arm	
		2	900811 PIN, cotter	
34	535535	1	SPACER, adjusting screw, 1/2 x 2-1/2	
35	500428	1	SPACER, 1/2ID x 5/8OD x 1-1/4 lg.	
36	533284	1	BRACKET ASSY., balance spring, front	
37	522106	1	PIN, lift spring link	
		2	918458 PIN, cotter, 3/16 x 1	
38	527869	1	ANCHOR ASSY., balance spring	
		1	918212 CAPSCREW 7/16NC x 1	
		2	919959 CAPSCREW, 3/8NC x 2-3/4	
		1	918199 LOCKWASHER, 7/16	
		3	919311 LOCKWASHER, 5/16	
		1	916950 NUT, 3/8NC	
		1	919362 CAPSCREW, 3/8NC x 2-1/4	
39	533287	1	BRACKET ASSY., spring, rear	
		1	920120 WASHER, 25/32 x 1-1/2 x #10	
		1	913160 NUT, 3/4NC	
40	522107	2	SPRING, balance	



DUAL WHEELS
Used on Serial No. 3249 & up

ITEM	PART NUMBER	QTY.	DESCRIPTION	ASSEMBLY OR PACKAGE NO.
1	507461	1	WRENCH, socket	
2	532400	12	BOLT, hub	
3	513700	2	WHEEL	
4	532401	2	SPACER	



TANDEM WHEELS

ITEM	PART NUMBER	QTY.	DESCRIPTION	ASSEMBLY OR PACKAGE NO.
1	535512	2	SHAFT, axle	
		1	920560 BOLT, hex-hd, 7/8"NC x 4-3/4	
		1	919426 LOCKWASHER, 7/8"	
		1	922285 WASHER, std., 7/8"	
		1	919424 NUT, 7/8NC	

Continued

TANDEM WHEELS (Cont'd.)

ITEM	PART NUMBER	QTY.	DESCRIPTION	ASSEMBLY OR PACKAGE NO.
2	534808	1	SUPPORT, axle, lower, R.H. 2 907735 CAPSCREW, 1/2NC x 1-3/4 3 917404 CAPSCREW, 1/2NC x 1-1/2 5 916951 NUT, 1/2NC 5 916966 LOCKWASHER, 1/2	
3	502459	1	GUSSET, tongue & sill splice 7 907731 CAPSCREW, 3/8NC x 1 7 916950 NUT, 3/8NC 7 919312 LOCKWASHER, 3/8	
4	534812	1	SPACER, rear axle, lower, rear channel (3/8" thk.)	
5	534815	2	SPACER, rear channel, upper (3/16" thk.)	
6	534814	1	BRACE, separator frame, diagonal	
7	500317	2	BLOCK, filler, axle	
8	534816	1	SPACER, L.H. upper axle support	
9	502470	1	POST, axle, rear, L.H. 1 917400 CAPSCREW, 3/8NC x 1-1/4 1 908127 CAPSCREW, 3/8NC x 3/4 2 907731 CAPSCREW, 3/8NC x 1 4 916950 NUT, 3/8NC 4 919312 LOCKWASHER, 3/8	
10	502471	1	GUSSET, axle post, upper 2 908127 CAPSCREW, 3/8NC x 3/4 2 916950 NUT, 3/8NC 2 919312 LOCKWASHER, 3/8	
11	502469	1	GUSSET, axle post, lower 4 908127 CAPSCREW, 3/8NC x 3/4 4 916950 NUT, 3/8NC 4 919312 LOCKWASHER, 3/8	
12	502472	1	BRACE, axle, rear, L.H. 1 917279 CAPSCREW, 1/2NC x 1-1/4 1 907731 CAPSCREW, 3/8NC x 1 2 917400 CAPSCREW, 3/8NC x 1-1/4 3 916950 NUT, 3/8NC 1 916951 NUT, 1/2NC 3 919312 LOCKWASHER, 3/8NC 1 916966 LOCKWASHER, 1/2 2 917378 WASHER, std., 3/8	
13	501542	1	PLATE, axle end 2 904100 RIVET, 1/2 x 1-1/2	
14	534810	1	SUPPORT, rear axle, upper, L.H. 2 921024 CAPSCREW, 1/2NC x 2 HT 2 917404 CAPSCREW, 1/2NC x 1-1/2 4 916951 NUT, 1/2NC 4 916966 LOCKWASHER, 1/2	
15	534809	1	SUPPORT, axle, rear, lower outer 4 907735 CAPSCREW, 1/2NC x 1-3/4 4 916951 NUT, 1/2NC 4 916966 LOCKWASHER, 1/2	

Continued

TANDEM WHEELS (Cont'd.)

ITEM	PART NUMBER	QTY.	DESCRIPTION	ASSEMBLY OR PACKAGE NO.
16	534817	2	SUPPORT, rear axle lower, inner 4 917279 CAPSCREW, 1/2NC x 1-1/4 4 916951 NUT, 1/2NC 4 916966 LOCKWASHER, 1/2	
17	500506	4	PLATE, spacer, lower	
18	534806	1	CHANNEL, rear axle, front 3 904100 RIVET, rd-hd, 1/2 x 1-1/2 1 917279 CAPSCREW, 1/2NC x 1-1/4 1 917404 CAPSCREW, 1/2NC x 1-1/2 2 916951 NUT, 1/2NC 2 916966 LOCKWASHER, 1/2	
19	534805	1	AXLE ASSY., rear (riveted) (Incl. CHANNELS & END PLATE) 3 917404 CAPSCREW, 1/2NC x 1-1/2 3 921024 CAPSCREW, 1/2NC x 2 HT 4 917279 CAPSCREW, 1/2NC x 1-1/4 10 916966 LOCKWASHER, 1/2 10 916951 NUT, 1/2NC	
20	534807	1	CHANNEL, rear axle, long 3 904100 RIVET, rd-hd, 1/2 x 1-1/2 1 917279 CAPSCREW, 1/2NC x 1-1/4 1 921024 CAPSCREW, 1/2NC x 2 HT 2 917404 CAPSCREW, 1/2NC x 1-1/2 4 916951 NUT, 1/2NC 4 916966 LOCKWASHER, 1/2	
21	502460	1	BRACE, axle, R.H. front 2 907731 CAPSCREW, 3/8NC x 1 2 916950 NUT, 3/8NC 2 919312 LOCKWASHER	
22	502461	1	ANGLE, splice, R.H. tongue 4 907731 CAPSCREW, 3/8NC x 1 4 916950 NUT, 3/8 4 919312 LOCKWASHER, 3/8	
23	534800	1	AXLE ASSY., front (riveted) (Incl. CHANNELS & GUSSET) 1 917404 CAPSCREW, 1/2NC x 1-1/2 2 917279 CAPSCREW, 1/2NC x 1-1/4 3 907731 CAPSCREW, 3/8NC x 1 3 916950 NUT, 3/8NC 3 916951 NUT, 1/2NC 3 919312 LOCKWASHER, 3/8 3 916966 LOCKWASHER, 1/2	
24	534802	1	CHANNEL, front axle, rear 3 904100 RIVET, rd-hd, 1/2 x 1-1/2 4 917404 CAPSCREW, 1/2NC x 1-1/2 4 916951 NUT, 1/2NC 4 916966 LOCKWASHER, 1/2	
25	534801	1	CHANNEL, front axle, front 3 917404 CAPSCREW, 1/2NC x 1-1/2 1 917279 CAPSCREW, 1/2NC x 1-1/4 4 916951 NUT, 1/2NC 4 916966 LOCKWASHER, 1/2	

Continued

TANDEM WHEELS (Cont'd.)

ITEM	PART NUMBER	QTY.	DESCRIPTION	ASSEMBLY OR PACKAGE NO.
26	534818	1	BRACE ASSY., front axle, lower 1 907731 CAPSCREW, 3/8NC x 1 2 917404 CAPSCREW, 1/2NC x 1-1/2 1 916950 NUT, 3/8NC 2 916951 NUT, 1/2NC 1 919312 LOCKWASHER, 3/8 2 916966 LOCKWASHER, 1/2	
27	534803	1	GUSSET, front axle & gear box	
28	500501	2	CAP, grease seal	
29	500502	2	SEAL, grease	
30	507344	4	BUSHING, hub	
31	513699	2	HUB ASSY., wheel (Incl. BUSHINGS)	
32	207503	12	BOLT, hub	
33	513703	4	GASKET, hub	
34	513702	2	WASHER, thrust	
35	500495	2	COLLAR, wheel	
36	500497	2	PIN, collar	
37	512270	2	CAP, hub 4 919363 CAPSCREW, 3/8NC x 2-1/2 4 919312 LOCKWASHER, 3/8 1 915275 FITTING, lube 1/8PT - 67-1/2°	
38	531773	2	DISC & RIM, wheel	

TRANSFER
(Not Illustrated)

ITEM	PART NUMBER	QTY.	DESCRIPTION	ASSEMBLY OR PACKAGE NO.
-	067937	-	CEMENT, transfer application.	535260
-	924399	1	TRANSFER "Allis-Chalmers"	535260
-	502394	1	TRANSFER, separator belt diagram	535260.
-	511332	1	TRANSFER, hitch	535260
-	517279	1	TRANSFER, ALL-CROP Harvester	535260
-	517860	1	TRANSFER, cylinder instruction	535260
-	520308	3	TRANSFER, straw spreader caution	535260
-	531145	1	TRANSFER, PTO shield	535260
-	924391	2	TRANSFER,	535260
-	533191	1	TRANSFER, "72".	535260

ASSEMBLIES & PACKAGED PARTS

ASSEMBLIES OR PACKAGE NO.	DESCRIPTION
507628	LAGGING SET 1 501916 LAGGING 29 910541 RIVET , 3/16 x 1/2
517312	REPAIR KIT, U-Joint 4 510735 RETAINER 4 510736 WASHER, cork 4 510737 RING, snap 4 510738 BUSHING 1 510739 CROSS 1 915275 FITTING, lubrication 67-1/2°, 1/8
521701	BRACKET PACKAGE , sieve 1 520262 BRACKET 1 520263 BRACKET 6 521667 WASHER 6 915754 RIVET , 3/16 x 11/16
521702	BRACKET PACKAGE , chaffer 1 520260 BRACKET 1 520261 BRACKET 6 521667 WASHER 6 915754 RIVET , 3/16 x 11/16
521703	REINFORCEMENT PACKAGE 1 521665 REINFORCEMENT 1 521666 REINFORCEMENT 6 521667 WASHER 6 915754 RIVET , 3/16 x 11/16
530538	REPAIR KIT, U-JOINT 1 530537 CROSS 4 530536 CUP ASSY. 4 510737 RING, lock 1 915275 FITTING, lube, 67-1/2°, 1/8
535260	TRANSFER KIT 1 924399 TRANSFER "Allis-Chalmers" 1 502394 TRANSFER, Separator Belt Diagram 1 511332 TRANSFER, Hitch 1 517229 TRANSFER, ALL-CROP Harvester 1 517860 TRANSFER, Cylinder Instruction 3 520308 TRANSFER, Straw Spreader Caution 1 531145 TRANSFER, PTO Shield 2 924391 TRANSFER, 1 533191 TRANSFER, "72"
548260	KIT, wheel bearing 1 211999 CONE 1 209890 CUP 1 526975 CUP 1 527510 CONE

NUMERICAL INDEX

PART NO.	PAGE	PART NO.	PAGE	PART NO.	PAGE	PART NO.	PAGE
0042829...	36	0501552...	120	0501785...	113	0502393...	161
0067937...	116, 169	0501558...	124	0501788...	114	0502394...	107, 169, 170
0200309...	130	0501559...	123	0501795...	108	0502398...	71
0203462...	143	0501565...	121, 126	0501797...	72	0502435...	117, 144
0205508...	143	0501569...	124	0501800...	72	0502459...	166
0205756...	57	0501572...	120	0501801...	103	0502460...	167
0207503...	142, 143, 168	0501577...	120	0501804...	66	0502461...	167
0209889...	130, 132	0501578...	120	0501806...	57	0502469...	166
0209890...	143, 170	0501582...	76	0501807...	111	0502470...	166
0210551...	130, 132	0501584...	76	0501816...	69	0502471...	166
0211999...	143, 170	0501585...	77	0501817...	69	0502472...	166
0500178...	60	0501593...	77	0501818...	69	0502618...	96
0500250...	66	0501595...	78, 105	0501819...	70	0502752...	112
0500317...	140, 166	0501596...	76	0501821...	70	0502753...	112
0500346...	70	0501597...	72	0501822...	70	0502754...	111
0500390...	96	0501598...	72	0501823...	70	0502755...	112
0500404...	96	0501599...	73	0501824...	70	0502801...	117
0500422...	96	0501600...	73	0501826...	70	0502802...	133
0500423...	97	0501601...	72	0501827...	69	0502804...	23
0500424...	96	0501602...	69, 72	0501828...	69	0502926...	23, 71
0500426...	96	0501603...	117	0501829...	69	0503328...	43
0500427...	96	0501604...	73, 77	0501835...	69	0503549...	130, 132
0500428...	163	0501623...	53	0501838...	70	0503690...	158
0500443...	71	0501627...	55	0501855...	80, 82	0503745...	130
0500445...	70	0501629...	53	0501856...	70	0503746...	130
0500446...	70	0501631...	53	0501857...	70, 101	0503777...	100
0500495...	142, 168	0501639...	108	0501879...	131	0503781...	100
0500497...	142, 168	0501640...	107	0501880...	130	0503783...	100
0500501...	142, 168	0501643...	103, 107	0501884...	130	0503786...	20
0500502...	142, 168	0501644...	108	0501885...	131	0503814...	70
0500506...	141, 167	0501645...	103	0501886...	131	0503817...	69
0500661...	131	0501648...	105, 108	0501887...	130	0503942...	162
0500675...	130	0501652...	65	0501888...	130	0503952...	20
0500677...	132	0501653...	66	0501889...	130	0503953...	20
0500678...	133	0501654...	65	0501890...	133	0504007...	117
0500685...	76	0501655...	65	0501891...	131	0504008...	144
0500686...	76	0501656...	66	0501904...	49	0504066...	39, 91
0500693...	117	0501657...	66	0501907...	106	0504172...	19
0500696...	62	0501660...	107	0501916...	170	0504289...	100
0500698...	117	0501669...	126	0501920...	67, 69	0504292...	100
0500720...	126	0501670...	125	0501923...	111	0504302...	100
0500738...	65	0501671...	125	0501928...	59	0504303...	101
0500760...	15	0501688...	162	0501930...	72	0504601...	144
0500983...	67, 69, 74, 91	0501701...	29, 161	0501939...	117	0504633...	162
0501047...	57	0501702...	161	0501940...	117	0504647...	15
0501060...	54	0501703...	29, 161	0501941...	117	0504707...	127
0501087...	57	0501710...	125	0501947...	67, 74	0504721...	43
0501107...	85, 106	0501711...	125	0501948...	67, 74	0505120...	43
0501146...	43	0501712...	125	0501950...	74	0505234...	163
0501151...	77	0501713...	127	0501974...	103, 116	0505236...	162
0501161...	76	0501714...	125	0501989...	133	0505237...	162
0501163...	76	0501722...	62	0502190...	70	0505238...	162
0501164...	76	0501726...	63	0502204...	95	0505441...	43
0501165...	78	0501730...	60	0502205...	95	0505650...	67
0501167...	78	0501731...	60	0502206...	95	0505794...	69
0501168...	76	0501733...	62	0502209...	95	0505798...	77
0501169...	76	0501734...	62	0502210...	101	0505800...	76
0501170...	77	0501750...	50	0502218...	101	0505801...	106
0501193...	66	0501752...	50	0502219...	101	0505802...	106
0501197...	77	0501753...	50	0502232...	101	0505804...	104
0501201...	58	0501755...	104	0502243...	96	0505806...	114
0501210...	85, 106	0501756...	104	0502245...	96	0505807...	109
0501211...	62	0501757...	104	0502246...	99	0505808...	109
0501294...	35, 67	0501758...	113	0502250...	99	0505809...	162
0501423...	78	0501763...	50	0502253...	99	0505815...	162
0501471...	71	0501764...	49	0502256...	99	0505817...	162
0501493...	130	0501765...	104	0502257...	99	0505818...	162
0501517...	65	0501766...	51	0502258...	98	0505819...	93
0501542...	140, 166	0501769...	50	0502259...	99	0505820...	100
0501546...	119	0501771...	103	0502261...	97	0505821...	101
0501547...	119	0501773...	121	0502265...	96	0505849...	75
0501548...	119	0501782...	103	0502269...	99	0505859...	100
0501550...	120	0501783...	103	0502368...	77	0505860...	101
0501551...	120	0501784...	103	0502370...	50	0505861...	100

NUMERICAL INDEX

PART NO.	PAGE	PART NO.	PAGE	PART NO.	PAGE	PART NO.	PAGE
0505865...	104	0509033...	47	0512154...	108	0517627...	29
0505880...	139	0509040...	48	0512155...	108, 120	0517629...	29
0505889...	139	0509117...	117	0512156...	108	0517630...	29
0505893...	139	0509219...	134	0512164...	36	0517631...	29
0506191...	20	0509419...	84	0512185...	128	0517633...	29
0506232...	126	0509426...	137	0512188...	128	0517635...	29
0506234...	126	0509427...	137	0512203...	138	0517661...	43
0506235...	126	0509432...	137	0512204...	138	0517677...	126
0506238...	161	0510233...	43	0512231...	135, 136	0517678...	138
0506320...	35, 40	0510234...	43	0512233...	135, 136	0517679...	138
0506531...	126	0510236...	45	0512270...	142, 168	0517705...	111
0506878...	58	0510237...	45	0512562...	111	0517707...	111
0506953...	133	0510239...	45	0512563...	111	0517729...	48
0506968...	38, 152	0510266...	120	0512566...	137	0517731...	47
0506971...	59	0510277...	103, 138	0513242...	118	0517736...	48
0507029...	46	0510278...	103	0513485...	14	0517737...	47
0507079...	16	0510279...	103	0513658...	50	0517754...	24, 118
0507116...	45	0510280...	104	0513699...	142, 168	0517757...	162
0507120...	46	0510281...	107	0513700...	164	0517806...	58
0507122...	46	0510286...	121	0513702...	142, 168	0517860...	109, 169, 170
0507132...	119	0510294...	81, 95	0513703...	142, 168	0517948...	45
0507133...	119	0510303...	43	0513730...	133	0517951...	70
0507134...	120	0510305...	43	0513731...	130	0517966...	71
0507177...	57	0510306...	43	0513754...	122	0517967...	67, 69
0507178...	57	0510307...	43	0513755...	122	0517992...	138
0507179...	57	0510310...	45	0513758...	122	0518088...	108
0507181...	60	0510313...	45	0513773...	133	0518183...	65
0507183...	126	0510314...	45	0513779...	132	0518318...	159
0507188...	57	0510317...	45	0513780...	132	0518537...	61
0507189...	57	0510321...	49	0513813...	138	0519069...	135, 136
0507190...	59	0510326...	47, 121	0513814...	138	0519401...	109
0507191...	59	0510328...	48	0513914...	137	0519417...	161
0507192...	67	0510337...	47	0513997...	19	0519418...	161
0507193...	67	0510340...	47	0514687...	50	0519434...	162
0507194...	67	0510341...	47	0515217...	15	0519444...	128
0507216...	16, 24, 86, 118, 152	0510342...	47	0515457...	57	0519446...	128
0507220...	131	0510343...	48	0515458...	15	0519447...	128
0507223...	134	0510360...	152	0515595...	96, 99	0519448...	128
0507225...	77	0510402...	111	0515596...	99	0519506...	34
0507226...	16, 23, 60, 90, 117, 151	0510411...	134	0515597...	96	0519518...	34
0507251...	107	0510526...	47	0515657...	58	0519723...	66
0507266...	12, 40	0510527...	47	0515674...	128	0519751...	40
0507267...	132	0510668...	148	0515769...	59	0519952...	140
0507272...	43	0510735...	135, 137, 170	0515770...	57	0519982...	161
0507323...	70	0510736...	135, 137, 170	0516051...	65	0519987...	52
0507327...	111	0510737...	135, 136, 137, 170	0516090...	13, 17, 24, 47, 60, 74, 90, 117, 150	0519989...	54
0507328...	111	0510738...	135, 137, 170	0516167...	156	0519990...	53
0507329...	111	0510739...	135, 137, 170	0516173...	156	0519997...	54
0507330...	108	0510740...	137	0516174...	156	0519999...	55
0507334...	111	0510741...	137	0516476...	97	0520004...	55
0507335...	111	0510742...	137	0516506...	35	0520005...	53
0507339...	113	0510743...	134, 136	0516506...	35	0520008...	54
0507344...	142, 168	0510923...	62	0516602...	130	0520016...	55
0507461...	164	0510960...	135	0516614...	77	0520019...	55
0507472...	59	0511002...	40	0516993...	155, 156	0520021...	55
0507480...	108	0511069...	30	0517036...	148	0520022...	53
0507481...	108	0511142...	162	0517097...	130	0520023...	55
0507628...	49, 170	0511143...	162	0517112...	105	0520024...	55
0507779...	39	0511145...	162	0517126...	65	0520025...	54
0507965...	24, 144	0511181...	97	0517127...	66	0520026...	55
0508252...	20	0511199...	160	0517129...	65	0520027...	53
0508921...	134	0511328...	162	0517229...	170	0520028...	53
0508938...	151	0511332...	138, 169, 170	0517232...	132	0520029...	53
0508945...	48	0511378...	137	0517259...	71, 74, 78	0520030...	53
0508971...	45, 144	0511379...	77, 116	0517279...	169	0520031...	54
0508973...	48	0511569...	21	0517312...	135, 137, 170	0520032...	54
0508974...	48	0511870...	59	0517563...	123	0520033...	54
0508995...	132	0512010...	128	0517567...	121	0520034...	55
0509002...	133	0512030...	137	0517568...	123	0520035...	54
0509003...	46	0512035...	60	0517607...	104	0520036...	53
0509004...	105	0512036...	61	0517610...	50	0520060...	104
0509014...	107	0512037...	60	0517614...	29	0520061...	104
		0512153...	124	0517626...	29	0520063...	107

NUMERICAL INDEX

PART NO.	PAGE	PART NO.	PAGE	PART NO.	PAGE	PART NO.	PAGE
0520065...	18,58,74	0522815...	148	0523652...	81	0524365...	84
0520066...	107,115	0522816...	152	0523653...	82	0524367...	54
0520068...	116	0522818...	147	0523654...	82	0524370...	54
0520072...	69	0522827...	151	0523655...	80	0524371...	53
0520082...	59	0522828...	151	0523656...	88	0524544...	52
0520092...	115	0522836...	150	0523657...	88	0524545...	54
0520095...	116	0522837...	151	0523658...	91	0524844...	153
0520097...	116	0522843...	150	0523659...	83	0524845...	154
0520106...	115	0522845...	150	0523660...	91	0524848...	159
0520109...	116	0522847...	151	0523661...	90	0524883...	130
0520110...	115	0522848...	151	0523662...	90	0524888...	131
0520111...	116	0522853...	147	0523663...	80	0524981...	26,27
0520112...	115	0522856...	147	0523664...	83	0525098...	81
0520148...	53	0522859...	152	0523665...	90	0525103...	82,99
0520184...	162	0522861...	151	0523666...	84	0525121...	154
0520260...	65,170	0522865...	152	0523670...	85	0525218...	23,35
0520261...	65,170	0522866...	152	0523672...	84	0525349...	24
0520262...	65,170	0522867...	149	0523674...	85	0525399...	26
0520263...	65,170	0522868...	146	0523677...	85	0525591...	29
0520308...	169,170	0523067...	12	0523681...	85	0525622...	130
0520405...	16	0523079...	85	0523685...	85	0525736...	135,136
0520634...	10	0523112...	154	0523686...	84	0525737...	135,136
0520635...	10	0523113...	154	0523687...	85	0525851...	131
0520636...	10	0523114...	154	0523688...	84	0525852...	109
0520668...	15	0523120...	159	0523689...	85	0526300...	85
0520679...	12	0523121...	159	0523690...	86	0526362...	23
0520901...	163	0523122...	159	0523693...	87,91,144	0526372...	67
0520928...	18	0523123...	159	0523694...	86	0526374...	71
0520932...	18	0523124...	159	0523695...	86	0526381...	50
0521062...	35	0523144...	158	0523696...	86	0526383...	50
0521063...	36	0523145...	155	0523697...	86	0526433...	57
0521065...	36	0523149...	159	0523698...	86	0526434...	59
0521076...	36	0523151...	155,156	0523699...	24,87	0526573...	30,160
0521077...	35	0523152...	159	0523717...	92	0526613...	77
0521096...	17,40	0523153...	159	0523729...	92	0526632...	135,136
0521099...	40	0523154...	159	0523731...	81,95	0526745...	85,148
0521101...	16	0523156...	155	0523732...	80	0526840...	23
0521118...	40	0523161...	154	0523733...	80	0526843...	23
0521229...	20	0523162...	154	0523739...	107	0526975...	143,170
0521311...	23	0523164...	154	0523740...	106	0526981...	37
0521312...	23	0523167...	154	0523741...	107	0527042...	39
0521316...	23	0523175...	153	0523758...	96	0527068...	14,17
0521400...	89	0523176...	159	0523759...	95	0527073...	18
0521465...	53	0523185...	152	0523760...	96	0527079...	19
0521513...	113	0523191...	149	0523761...	100	0527210...	40
0521541...	85	0523192...	149	0523762...	100	0527239...	14
0521562...	16	0523202...	144	0523763...	95,101	0527350...	38
0521564...	90	0523508...	106	0523765...	101	0527360...	19
0521601...	91	0523557...	54	0523766...	101	0527440...	29,160
0521655...	10	0523617...	90	0523769...	95	0527469...	160
0521665...	66,170	0523621...	88	0523770...	95	0527510...	143,170
0521666...	66,170	0523625...	88	0523809...	46	0527511...	15
0521667...	66,170	0523626...	89	0523810...	46	0527540...	23
0521701...	65,66,170	0523627...	82	0523813...	88	0527869...	31,163
0521702...	65,66,170	0523629...	80	0523828...	139	0527900...	122
0521703...	66,170	0523630...	90	0523846...	85	0528066...	150
0521803...	20	0523632...	82	0523857...	20	0528067...	151
0521839...	146	0523633...	79	0523858...	10	0528068...	150
0521882...	143	0523635...	82	0523884...	114	0528069...	150
0522102...	150	0523636...	82	0523979...	13	0528073...	147
0522106...	31,163	0523637...	79	0523983...	148	0528078...	147
0522107...	31,148,158,163	0523638...	82	0523985...	147,155	0528079...	147
0522242...	95	0523639...	79	0523986...	147,155	0528192...	44
0522251...	7	0523641...	80	0523987...	148,155	0528306...	17
0522335...	36	0523642...	82	0524001...	16	0528485...	50
0522474...	36	0523643...	88	0524139...	132	0528504...	23,118
0522785...	146	0523644...	90	0524140...	45	0528518...	44
0522790...	149	0523645...	83	0524141...	45	0528519...	45
0522797...	152	0523646...	82	0524142...	45	0528551...	43
0522804...	149	0523647...	90	0524245...	44	0528656...	18
0522806...	148	0523648...	81	0524299...	116	0528757...	92
0522811...	148	0523649...	91	0524300...	116	0528759...	92
0522812...	148	0523650...	89	0524301...	115	0528762...	93
		0523651...	88	0524354...	116,103	0528765...	93

NUMERICAL INDEX

PART NO.	PAGE	PART NO.	PAGE	PART NO.	PAGE	PART NO.	PAGE
0528766...	93	0533197...	121	0533382...	39	0534221...	130
0528767...	93	0533198...	121	0533400...	35,144	0534245...	12
0528768...	93	0533199...	122	0533401...	40	0534251...	13
0528769...	93	0533201...	35	0533404...	4	0534252...	13
0528784...	93	0533202...	35	0533407...	6	0534253...	13
0528804...	43	0533203...	35	0533408...	7	0534254...	13
0528805...	43	0533204...	36	0533411...	5	0534255...	13
0528806...	44	0533205...	36	0533413...	7	0534257...	13
0528807...	43	0533206...	35	0533416...	6	0534258...	13
0528808...	45	0533207...	36	0533419...	5	0534259...	13
0528811...	44	0533209...	27	0533422...	9	0534260...	13
0528812...	45	0533210...	27	0533423...	8	0534261...	13
0528814...	43	0533212...	38	0533424...	8	0534262...	12
0528815...	43	0533218...	38	0533425...	8	0534269...	4
0528818...	45	0533220...	49	0533426...	9	0534270...	4
0528820...	45	0533224...	50	0533427...	8	0534277...	38
0528821...	45	0533226...	49	0533428...	11	0534282...	23
0528822...	45	0533228...	26	0533434...	15	0534283...	16
0528823...	45	0533229...	26	0533437...	6	0534285...	14
0528824...	44	0533232...	20	0533443...	11	0534286...	14
0528826...	104	0533234...	20	0533444...	11	0534299...	50
0529163...	103, 107	0533239...	19	0533445...	9	0534312...	30
0529192...	23, 144	0533240...	21	0533446...	10	0534328...	159
0529721...	37	0533241...	20	0533447...	4	0534329...	159
0530161...	38	0533242...	20	0533448...	14	0534330...	158
0530518...	13	0533255...	16, 104	0533449...	4	0534331...	158
0530536...	135, 136, 137	0533258...	14	0533450...	5	0534332...	158
	170	0533260...	15	0533571...	8	0534333...	159
0530537...	135, 136, 137	0533261...	15	0533592...	148, 155	0534334...	159
	170	0533262...	14	0533693...	146	0534335...	159
0530538...	135, 136, 137	0533265...	14	0533696...	147	0534336...	159
	170	0533266...	14	0533699...	147	0534337...	159
0530567...	136	0533267...	16	0533702...	147	0534338...	157
0531095...	144	0533268...	17	0533703...	147	0534800...	167
0531145...	138, 169, 170	0533271...	23	0533706...	150	0534801...	167
0531213...	59	0533274...	24	0533710...	146	0534802...	167
0531559...	156	0533276...	24	0533711...	146	0534803...	168
0531560...	153	0533277...	25	0533715...	147	0534805...	167
0531564...	154	0533279...	24	0533781...	124	0534806...	167
0531565...	156	0533281...	24	0533782...	124	0534807...	167
0531566...	153	0533284...	149, 158, 163	0533783...	122	0534808...	166
0531567...	153	0533287...	31, 163	0533784...	122	0534809...	166
0531571...	157	0533291...	30	0533785...	123	0534810...	166
0531572...	155	0533292...	30	0533786...	30	0534812...	166
0531578...	154	0533295...	137	0533787...	122	0534814...	166
0531580...	155	0533299...	5	0533788...	123	0534815...	166
0531773...	142, 143, 168	0533306...	7	0533789...	122	0534816...	166
0532072...	10	0533311...	5	0533790...	141	0534817...	167
0532136...	19	0533315...	9	0533791...	141	0534818...	168
0532141...	20	0533321...	32	0533792...	141	0534875...	35, 144
0532144...	19	0533323...	32	0533802...	131	0534927...	143
0532190...	130, 149	0533324...	9	0533818...	32	0534984...	140, 143
0532244...	143	0533325...	5	0533819...	32	0535260...	169, 170
0532400...	164	0533328...	9	0533888...	4	0535363...	161
0532401...	164	0533330...	34	0533904...	30	0535392...	160
0532452...	20	0533333...	9	0533905...	31	0535395...	160
0533104...	136	0533334...	9	0533906...	31	0535425...	117
0533135...	37	0533335...	38	0534017...	119	0535475...	17, 23, 60, 90
0533140...	18	0533336...	32	0534062...	34	0535483...	58
0533141...	18	0533337...	8	0534094...	120	0535485...	74
0533143...	15	0533338...	33	0534096...	30	0535486...	57
0533144...	15	0533339...	33	0534097...	30	0535487...	58
0533145...	15	0533340...	34	0534098...	31	0535489...	77
0533147...	15	0533356...	105	0534099...	123	0535491...	134, 138
0533149...	126	0533358...	105	0534100...	30	0535493...	58
0533161...	126	0533359...	105	0534101...	30	0535495...	59
0533162...	126	0533361...	39	0534102...	30	0535497...	65
0533163...	125	0533363...	105	0534103...	29	0535499...	23
0533168...	13	0533367...	40	0534104...	29	0535500...	62
0533191...	169, 170	0533369...	39	0534105...	30	0535507...	132
0533193...	123	0533376...	105	0534106...	30, 160	0535508...	60
0533194...	122	0533379...	105	0534115...	126	0535511...	66
0533195...	123	0533380...	105	0534181...	15	0535512...	140, 165
0533196...	122	0533381...	105	0534201...	79	0535515...	57

NUMERICAL INDEX

PART NO.	PAGE	PART NO.	PAGE	PART NO.	PAGE	PART NO.	PAGE
0535516...	130,134	0605132...	132	0908127...	92,95,96	0910835...	54
0535517...	140	0641469...	108		103,104,105	0910836...	70,76
0535520...	77	0804142...	29,160		107,109,120	0910880...	116
0535522...	117	0804726...	136		121,122,123	0910892...	54
0535523...	132	0805050...	16,58		124,125,127	0910911...	103
0535526...	59	0900766...	69,70		149,153,155	0910916...	45
0535527...	23	0900767...	50		157,166	0910917...	161
0535530...	162	0900793...	73,76,77	0908295...	5,7,23,40	0910924...	107,115
0535531...	162	0900805...	151		53,54,66,80	0910926...	20
0535532...	59	0900811...	163		82,86,90,98	0910928...	119,120,126
0535533...	50	0900816...	163		99,101,111	0910930...	15
0535534...	162	0901149...	72,73,79,82		112,115,116	0910931...	15
0535535...	163		111		147	0910936...	154
0535536...	163	0901275...	147	0908304...	48,122	0910937...	154
0535537...	15	0901277...	154,155,158	0908305...	26	0910968...	65
0535540...	144		159	0908529...	24,29,160	0910989...	49,60,104
0535544...	134	0901278...	155,159	0910003...	131	0910990...	49,50,51
0535545...	120	0901279...	159	0910160...	53		103,104,108
0535546...	130	0901285...	61	0910174...	45		109
0535547...	133	0901469...	36	0910280...	55,65,66,69	0910994...	8,95,96,99
0535548...	57	0901473...	58		70,72,76		100,101
0535556...	73,77	0901651...	36		104,139	0911008...	50
0535562...	65	0901653...	131	0910282...	4,5,6,8,9	0911084...	20
0535563...	60	0901763...	36,58,153		39,49,50,62	0911085...	20
0535565...	52	0902571...	70		65,76,77,79	0911200...	53,54,55,69
0535566...	53	0902870...	159		81,82,100		72,108,109
0535567...	71	0902872...	12,13,17,22		104,106,107		114
0535568...	78		23,24,40,45		108,109,112	0911233...	35
0535580...	159		47,58,59,60		113,115,116	0911240...	15
0535582...	20		67,69,70,71	0910285...	116	0911273...	35,40
0535583...	76,109		74,78,90	0910287...	100	0911377...	97
0535584...	72		117,148,150	0910288...	34	0911712...	13,148,154
0535592...	93		151,154	0910296...	50,85	0912499...	128
0535594...	117	0902879...	144	0910297...	8,97,107	0912615...	32
0535598...	138	0904001...	116		108	0912726...	130
0535738...	58	0904100...	140,166,167	0910298...	65,66	0912791...	153
0536300...	26	0904209...	163	0910308...	163	0912808...	16,24,46,87
0537965...	12	0905123...	67,90,159	0910310...	119,120,121		118,152
0537966...	24	0905126...	12,17,22,23		122,123,125	0913160...	31,35,163
0538212...	26		24,40,58,67		126	0913163...	50
0538251...	4		69,70,71,74	0910311...	57,59,159	0913167...	105
0538284...	44		78,88,91	0910315...	130	0913612...	72
0538285...	44		132,150,151	0910317...	132	0913613...	45
0538286...	43,45		154,155,158	0910320...	57,60	0913680...	25,39,40
0538287...	44		159	0910324...	100	0913681...	25,39,40
0538288...	44	0905759...	17	0910516...	4,5,6,8,9	0913682...	25,39,40
0538289...	43	0905850...	13		49,50,51,54	0913744...	14,61,131
0538299...	12,22	0905856...	148,154		63,65,66,69		160
0538302...	12,22	0906835...	93		70,71,78,79	0913861...	65,66
0538950...	126	0907168...	65,73,77,79		80,81,82,83	0913901...	137
0539105...	135		104,106,113		96,101,103	0914007...	66
0539109...	135	0907722...	7,62,77,100		104,106,107	0914192...	5
0539527...	136		101,103,108		108,109,113	0914465...	14,16,23,29
0539528...	136		112,138		138,103		30,35,38,40
0539529...	136	0907727...	5,7,8,9,24	0910519...	9		44,45,47,52
0539530...	136		50,59,80,90	0910522...	119,120,121		57,58,59,67
0539543...	146		112,115		122,123,124		69,74,77,85
0542404...	130	0907730...	57,58,111		125,126		86,90,91
0543132...	67	0907731...	20,27,30,31	0910523...	43,119,120		117,132,134
0543133...	57		46,48,69,86		140		137,148,150
0543134...	34		95,96,97	0910524...	126		152,153,158
0543981...	13		100,101,103	0910525...	76,111		159,161
0544753...	130		105,107,108	0910528...	103,107,108	0914598...	133
0544960...	116		120,121,123		120,103	0914687...	134
0544962...	108		124,125,126	0910531...	73,77,100	0914959...	15
0544977...	138		127,130,131		109,113,162	0915002...	154
0545036...	108		132,133,138	0910533...	32,65,70,82	0915071...	15
0546136...	128		146,149,155		99,100	0915261...	54,65,66,81
0546137...	128		156,157,161	0910541...	170		96,116
0546968...	13		162,166,167	0910542...	54,69	0915273...	45,88,117
0548260...	143,170		168	0910552...	126	0915274...	13
0548419...	13	0907735...	128,159,166	0910570...	70	0915275...	12,23,57,60
0550244...	35,67	0908127...	40,45,47,48	0910725...	143		88,90,130
0550304...	62		79,80,81,82	0910834...	70,76		135,136,137

NUMERICAL INDEX

PART NO.	PAGE	PART NO.	PAGE	PART NO.	PAGE	PART NO.	PAGE
0915275...	142,168,170	0916944...	33,37,44,65	0917372...	146,147,148	0918213...	122,123,126
0915276...	36,53,57,58		67,69,72		149,152,153		131,133,140
	59,67,70,88	0916946...	12,86,105		154,156,162	0918214...	62,76
	155,156		123		103	0918241...	57,58,59,67
0915300...	35	0916950...	4,10,12,13	0917373...	29,30,35,47		74,90
0915494...	136		15,16,19,20		57,58,59,60	0918258...	18
0915523...	89,91		23,26,27,30		66,67,74,90	0918311...	82
0915668...	130		31,36,40,44	0917377...	6,10,11,18	0918430...	12,29,66,84
0915701...	15		45,46,47,48		20,37,53,54		92,121,123
0915702...	15		53,54,58,60		55,62,65,66		152,154
0915708...	65		69,70,71,75		72,76,77,85	0918431...	16,23,24,27
0915726...	29,30,47		77,79,80,81		91,103,106		29,87,96,97
	117,162		82,84,85,86		131,153,154		118,120,121
0915754...	65,66,79,82		91,92,95,96		156		152
	83,115,116		97,100,101	0917378...	26,29,39,54	0918432...	24,27,35,77
	170		103,104,105		62,69,91,96		117,118
0915937...	13		107,108,109		105,120,121	0918433...	15
0915999...	53,55,158		116,117,120	0917385...	100	0918448...	20,106
0916019...	5,6,8,9,18		121,122,123	0917388...	100	0918449...	161
	58,69,74,88		124,125,126	0917390...	44,45	0918451...	92
0916062...	122		127,131,132	0917393...	100	0918452...	10,29,46,48
0916079...	82,99		133,138,139	0917396...	16,60		62,66,92,93
0916080...	32,70		146,147,148	0917397...	5,7,10,20	0918454...	128,130,143
0916081...	4,7,10,11		149,151,152		37,38,39,43	0918458...	19,29,30,31
	44,53,62,70		155,156,157		45,49,58,83		46,117,147
	72,74,78,84		159,160,161		85,86,88,90		152,163
	100,101,108		162,163,166		92,95,96,97	0918459...	15,18,19,48
	111,113,114		167,168		98,99,100		66,67,70,71
	128,130,153	0916951...	14,23,24,26		103,104,105		77,85,86,88
	156,158		27,29,30,45		106,107,108		90,91,93
0916144...	70		46,48,87,96		114,116,118		128,162
0916171...	23,67,151		97,105,118		138,148,153	0918461...	156
0916205...	53		120,121,122		154,156	0918468...	76
0916401...	4		126,128,131		93,148	0918561...	22
0916431...	12,13,20,44		133,134,138	0917398...	100	0918562...	22
	52,85,95,97		140,141,152	0917400...	30,44,47,84	0918563...	22
	98,99,154		160,166,167		95,96,97	0918935...	14,30,66
0916432...	131		168		100,101,123		117
0916532...	10,11,72,76	0916952...	37,65,66,72		124,130,147	0919012...	153,158
	84,154	0916953...	29		148,150,151	0919089...	140
0916533...	62	0916955...	44		162,166	0919102...	148,149
0916602...	43	0916956...	20,27,92	0917401...	19	0919103...	148,149
0916607...	139	0916966...	16,23,24,25	0917402...	147	0919104...	148,149
0916608...	30		27,29,30,45	0917404...	141,166,167	0919146...	153
0916621...	32,65,70,82		46,48,61,87		168	0919247...	82
	99,100		96,97,105	0917419...	76	0919260...	44
0916622...	4,5,6,7,8,9		108,118,120	0917421...	159	0919308...	53
	10,11,13,18		121,122,126	0917451...	62	0919310...	4,5,6,7,8,9
	21,23,24,32		128,131,133	0917457...	105		10,11,13,18
	33,36,38,40		134,135,138	0917642...	18,20,38,39		21,23,24,32
	44,50,52,53		140,141,152		44,57,58,72		33,36,37,38
	54,55,57,58		160,162,166		81,86,93		40,44,45,50
	59,60,62,65		167,168		116,138,147		52,53,54,55
	66,67,69,70	0916985...	108		153,154		57,58,59,60
	72,74,76,77	0917058...	24,76	0917648...	46		62,65,66,67
	78,80,82,84	0917279...	105,121,122	0917828...	21		69,70,72,74
	85,86,88,90		126,166,167	0917861...	91		76,77,78,80
	98,99,100	0917297...	120	0917867...	86		82,84,85,86
	101,103,105	0917372...	5,7,9,10,11	0918110...	20		88,90,98,99
	107,108,111		17,18,20,21	0918155...	13		100,101,103
	112,113,114		24,30,35,37	0918185...	154		104,105,107
	115,116,138		38,39,43,44	0918199...	12,29,30,31		108,111,112
	146,147,152		45,49,50,52		38,39,121		113,114,115
	153,154		55,57,58,67		122,123,126		116,128,130
0916875...	105		70,76,81,82		131,133,137		138,146,147
0916882...	101		85,86,88,90		140,163		152,153,154
0916883...	77		91,92,93,95	0918212...	29,31,121	0919311...	4,5,7,9,10
0916887...	103		96,97,98,99		122,123,126		11,12,13,17
0916888...	103		100,101,103		163		18,19,20,21
0916892...	100,101		104,105,106	0918213...	12,29,30,31		24,30,37,38
0916893...	59		107,108,111		38,39,121		39,43,44,45
0916943...	5,7,9,32,59		114,116,117				
	60		118,130,131				
0916944...	5,7,8,9,32		132,135,138				

NUMERICAL INDEX

PART NO.	PAGE	PART NO.	PAGE	PART NO.	PAGE	PART NO.	PAGE
0919311...	49,50,52,54 55,57,58,70 76,81,82,83 85,86,88,90 91,92,93,95 96,97,98,99 100,101,103 104,105,106 107,108,111 114,116,117 118,132,135 138,146,147 148,149,152 153,154,156 162,163,103	0919352...20 0919354...20,132 0919355...21,57,58 0919357...23,26,30,54 121,122,123 0919358...27,123 0919359...15 0919360...85,117,162 0919361...132,148 0919362...19,20,31,36 39,163 0919363...142,168 0919364...38 0919365...140 0919366...126 0919373...29 0919380...138 0919384...95,100,101 138 0919389...58,66,70,87 118,162 0919390...77 0919391...48,86,132 0919392...16,24,26,57 67,74,87,90 91,152,155 156 0919393...29,160 0919394...13,23,154 0919412...65,66,107 0919413...9,43,44,45 50,105,117 0919414...17,44,50,86 90,105,147 0919417...69 0919418...16,91,159 0919422...23 0919423...162 0919424...140,165 0919426...132,140,143 165	0920653...15 0920743...19,20 0920747...132 0920753...23,47 0920792...125 0921019...15 0921024...166,167 0921048...154 0921049...25,39,40 0921051...148,149 0921052...22 0921134...38,117,150 0921158...10,44 0921340...24 0921345...130 0921347...38 0921370...134,135 0921516...13 0921719...132 0921782...29 0921876...29 0921900...43 0921920...54,55 0921922...54,55,57,59 0921924...57 0921928...57,58 0921929...57,58,152 0921933...4,15,105 0921934...45,157 0921935...71 0921936...16,23 0921937...154 0921938...26 0921942...135 0921958...24 0921961...159 0921965...147 0921979...4,5 0921984...43 0922002...13,47 0922022...23 0922026...32 0922032...76 0922033...36 0922035...53 0922086...27,134,135 0922087...24 0922088...44 0922089...14 0922090...118 0922091...117 0922092...88 0922093...14 0922094...46 0922095...30 0922096...16,58 0922097...100 0922098...30 0922100...27 0922101...87,118 0922103...35 0922104...30 0922105...75 0922106...29 0922107...137 0922108...44 0922140...67 0922190...88 0922250...26 0922251...160 0922285...140,165 0922594...53 0922623...59 0922679...148,154	0922999...54 0923033...58 0923034...58 0923061...12 0923199...13 0923200...13 0923232...10,84,86 147,148 0923312...54,57 0923328...16 0923341...152 0924323...152 0924333...37 0924340...26 0924352...53,55 0924354...13 0924357...38 0924363...162 0924369...13 0924391...83,169,170 0924399...6,169,170 0924435...30 1113372...12 1113373...17 1114839...12,17 500369...58 910994...95			
0919312...	4,10,12,13 15,16,19,20 23,26,27,30 31,36,39,40 43,44,45,46 47,48,53,54 58,60,69,71 75,76,79,80 81,82,84,85 86,91,92,95 96,97,100 101,103,104 105,107,108 109,116,117 120,121,122 123,124,125 126,127,130 131,132,133 138,142,146 147,148,149 150,151,152 153,154,155 156,157,159 160,161,162 166,167,168	0919399...16 0919400...16 0919401...16 0919402...16 0919403...16 0919404...16 0919405...16 0919406...16 0919407...16 0919408...16 0919409...16 0919410...16 0919411...16 0919412...65,66,107 0919413...9,43,44,45 50,105,117 0919414...17,44,50,86 90,105,147 0919417...69 0919418...16,91,159 0919422...23 0919423...162 0919424...140,165 0919426...132,140,143 165 0919432...16 0919437...60 0919438...20 0919441...43 0919443...13 0919445...15,147 0919447...140 0919456...53,54,55 0919458...155 0919932...93 0919933...30,93,162 0919958...20,160 0919959...31,163 0919961...29 0919966...121 0919984...14 0920114...16,20,23,37 131,159 0920120...31,163 0920162...76,146 0920207...45,152 0920228...130 0920236...82 0920282...120,121 0920296...30 0920308...152 0920352...125 0920394...38 0920414...14,26 0920470...12 0920560...140,165 0920579...147 0920580...60	0922022...23 0922026...32 0922032...76 0922033...36 0922035...53 0922086...27,134,135 0922087...24 0922088...44 0922089...14 0922090...118 0922091...117 0922092...88 0922093...14 0922094...46 0922095...30 0922096...16,58 0922097...100 0922098...30 0922100...27 0922101...87,118 0922103...35 0922104...30 0922105...75 0922106...29 0922107...137 0922108...44 0922140...67 0922190...88 0922250...26 0922251...160 0922285...140,165 0922594...53 0922623...59 0922679...148,154	0919313...85,91 0919316...23,24,111 131 0919317...5 0919318...4,5,7,11,19 24,65,66,70 72,76,81,82 88,104,105 106,107,111 147,149 0919319...17,37,52,55 81,86,88,91 105,107,147 103 0919320...18 0919321...122,123 0919322...77,107 0919323...58 0919324...18 0919325...96,97 0919326...49 0919327...10,48 0919328...23 0919329...12,35,40 0919330...18,85 0919332...14,57,59 128 0919333...14,57,59 128 0919335...18 0919336...18 0919338...5,7,32,62 85 0919351...21,23,59			



12/18



12/18

