

FOREWORD

This catalog contains complete parts information for "60" ALL-CROP Harvester.

Except for some common hardware all parts are identified with an item number. Common hardware not identified such as bolts, nuts, cotter pins and lubrication fittings, are listed in the text under the part which they attach or fit into. Note particularly that the quantity of hardware listed is always the quantity required for one part.

Common attaching hardware listed under a part is not included in the assembly, or included with the part unless specified. Example: (Incl. BOLT, LOCKWASHER and NUT). A complete Hardware List of all common hardware used on these units is located in the back of the book.

The extreme right hand column in the parts list entitled "Assembly or Package Numbers" indicates if an individual part is one of many in a large assembly or one of several kinds in a package. All numbers shown in the right hand column are listed numerically in the back of this catalog showing the quantity and description of the various parts that make up the assembly or package.

The last section of this catalog contains a part number index to indicate on which page or pages a part number appears.

All illustrations will be found to precede the text of each group or section of which it is a part.

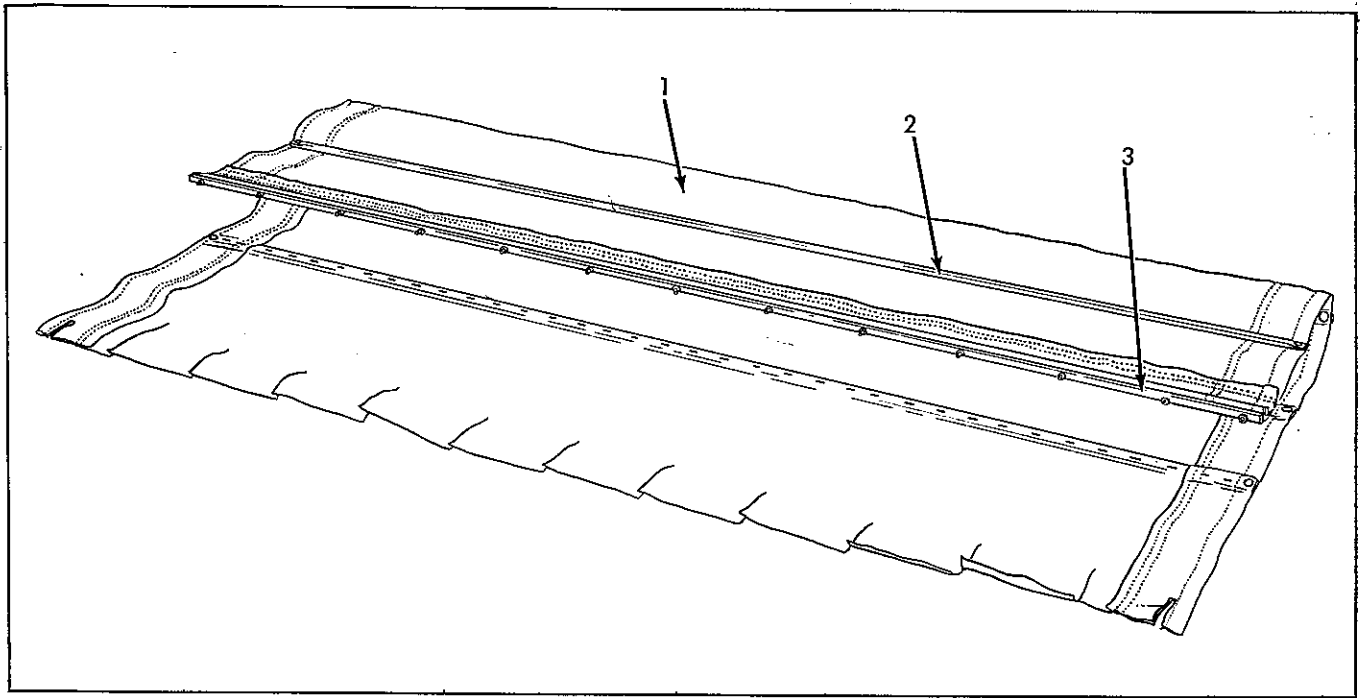
Any changes or corrections for this catalog will appear on the regular supplement form.

For any additional copies of this catalog there will be a supplementing service charge of one dollar. Refer any requests to your Branch House or Office under which you operate.

All Dealer Parts Catalogs remain the property of Allis-Chalmers Manufacturing Company, Milwaukee, Wisconsin.

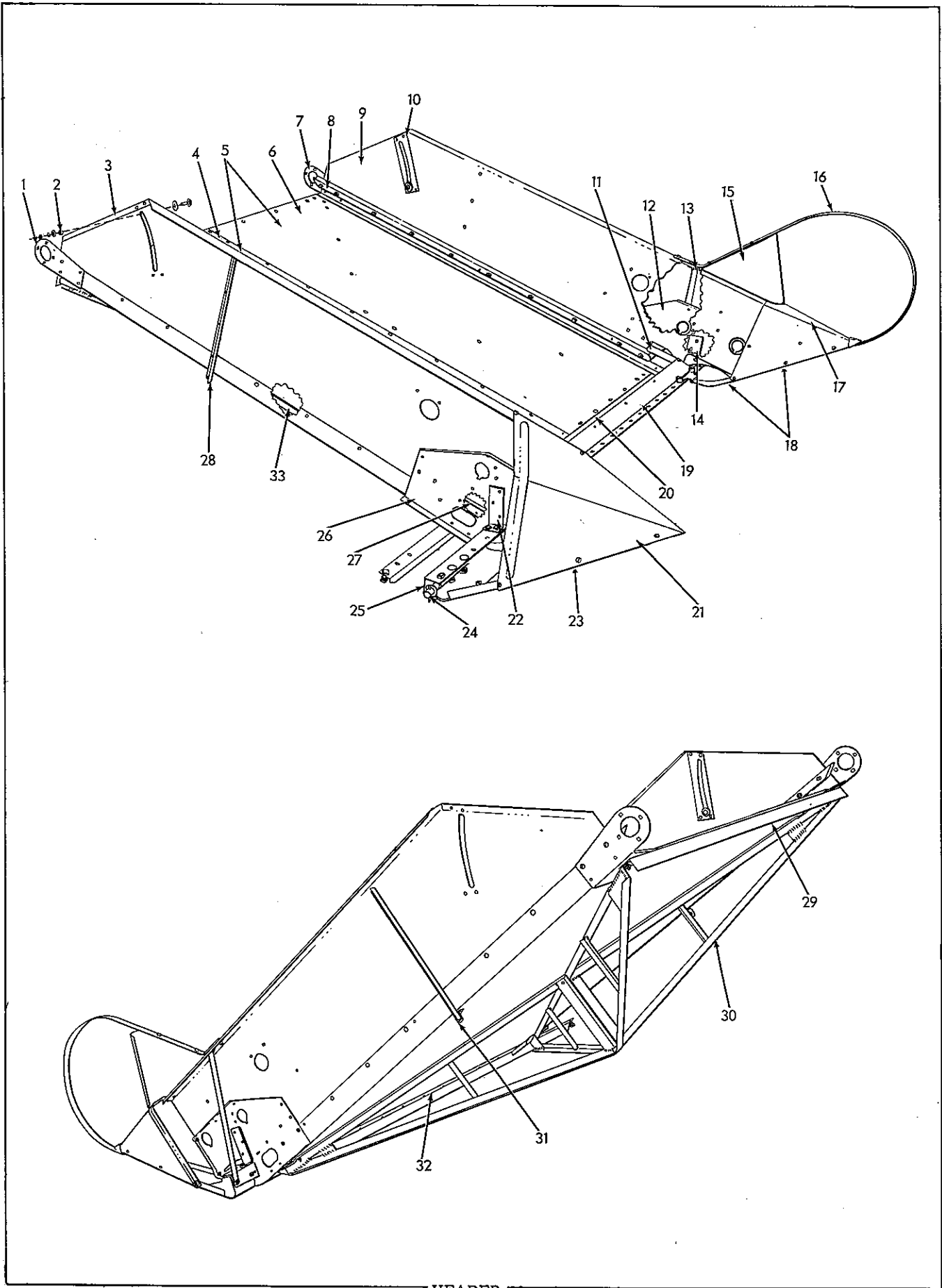
INDEX

ASSEMBLIES & PACKAGED PARTS	174
AXLE	144, 146, 148
BAGGING ATTACHMENT	164, 167, 169
BELTS	173
BIN UNLOADING	
Chute	90
Conveyor.	91
Sheave Shield	89
CONCAVE	43, 45
CONVEYOR	69, 71
CYLINDER.	37, 40
Housing	43, 45
Idler.	149, 150, 151, 152, 154, 156
Side Plates, L. H.	96
Side Plates, R. H.	95
DRAPER.	3
Drive Roller, Lower	23, 24, 26
Idler Roller, Lower.	21
FAN.	64
Housing	65, 66
FLOATING FRAME & DRIVE ROLLER	26
FRAME	141
GEAR BOX.	132, 135
GRAIN BIN.	84, 86, 87
Elevator	80, 81
GRAIN CONVEYOR	69, 71
GRAIN DRAG.	58, 61
GRAIN ELEVATOR	81
HEADER.	4, 8, 14
Idler.	157, 158, 159
Lift Lever & Bellcrank	116, 123, 125
MISCELLANEOUS PARTS	173
NUMERICAL HARDWARE LIST.	175
NUMERICAL INDEX	179
POWER TAKE-OFF SHAFT	116, 127, 130
Shield	137, 138
Slip Clutch.	127, 130
REEL	35
Drive Chain Idler	162
Support Post & Bearing	29, 31, 33
SEPARATOR	
Drive Shaft	69, 72
Housing	93, 98, 101, 105, 107, 109
Idler	160, 161
SICKLE & BELLCRANK.	19
SICKLE DRIVE.	15, 17
SHOE	67, 68
Sieve	68
STRAW HOOD	109, 110, 112
STRAW RACK	50, 52, 55
TAIL RAKE	68
TAILINGS CLEANER	47, 49
TAILINGS CONVEYOR	73, 74
Housing	73, 74
TAILINGS-ELEVATOR.	75, 77
TONGUE.	116, 121
TRANSFERS	173
WHEELS.	144, 146, 148



DRAPERS

ITEM	PART NUMBER	QTY.	DESCRIPTION	ASSEMBLY OR PACKAGE NO.
1	525868	1	DRAPER ASSY., Upper (Plain) (supersedes 505907)	
	525868	1	DRAPER ASSY., Upper (Rubberized) (supersedes 505854)	
	525867	1	DRAPER ASSY., Lower (Plain) (supersedes 505908)	
	525867	1	DRAPER ASSY., Lower (Rubberized) (supersedes 505855)	
2	525873	4	SLAT, Upper Draper (3/8" x 59-3/8") (supersedes 505856)	
	525872	8	SLAT, Lower Draper (3/8" x 59-3/4") (supersedes 505857)	
3		2	913106 RIVET	
		-	910837 TACK, D.P.	
	501526	4	SLAT, connecting (3/8" x 59-1/4")	
		13	910539 SCREW	
		13	910533 LOCKWASHER	
		13	916621 NUT	



HEADER
Used on 58837 & Up

HEADER
Used on 58837 & Up

ITEM	PART NUMBER	QTY.	DESCRIPTION	ASSEMBLY OR PACKAGE NO.
1	507047	1	BRACKET, Pivot, R.H.	
		2	910288 RIVET	
		2	910298 RIVET	
		1	914805 SCREW, mach.	
		2	914802 SCREW, mach.	
		1	919311 LOCKWASHER	
		2	919310 LOCKWASHER	
		1	917372 NUT	
		2	916622 NUT	
2	535559	2	SPACER, Pivot, Header	
		1	921158 BOLT, carriage	
		1	919385 WASHER	
		1	917642 WASHER, Plain	
		1	919311 LOCKWASHER	
		1	910286 LOCKWASHER	
		1	917372 NUT	
	515896	1	SIDE ASSY., R.H. (Incl. Side & Items 10, 26, & 29)	
	507053	1	SIDE ASSY., R.H. (Incl. Side Rivet Assy., Bearing Tightener)	
		2	918222 SCREW, mach.	
3		1	907727 CAPSCREW	
		3	919310 LOCKWASHER	
		3	916622 NUT	
	507055	1	SIDE, R.H.	
		8	910516 RIVET	
4	507045	1	SHEET, Bottom, R.H.	
		8	913612 RIVET	
		5	910282 RIVET	
		6	910516 RIVET	
		2	910288 RIVET	
		2	918222 SCREW, mach.	
		2	919310 LOCKWASHER	
		2	916622 NUT	
5	507032	1	BOTTOM ASSY. (Incl. SICKLE, BELL CRANK & Items 1, 4, 6, 7, 8, 19, 20 & 25)	
6	507046	1	SHEET, Bottom, L.H.	
		8	913612 RIVET	
		5	910282 RIVET	
		6	910516 RIVET	
		2	910288 RIVET	
		2	918222 SCREW, mach.	
		2	919310 LOCKWASHER	
		2	916622 NUT	
7	507048	1	BRACKET, Pivot, L.H.	
		2	910288 RIVET	
		2	910298 RIVET	
		1	914805 SCREW, mach.	
		2	914802 SCREW, mach.	
		1	919311 LOCKWASHER	
		1	917372 NUT	
		2	919310 LOCKWASHER	
		2	916622 NUT	
	519321	1	GUIDE DRAPER, R.H.	
	519322	1	GUIDE, Draper, L.H.	
		7	921923 BOLT, carriage	
		1	903756 SCREW, mach.	
8		2	921924 BOLT, carriage	
		2	914802 SCREW, mach.	
		10	919310 LOCKWASHER	
		10	917377 WASHER, plain	
		10	916622 NUT	
	515897	1	SIDE ASSY., L.H. (Incl. Side & Items 10, 12 & 28)	
	507054	1	SIDE ASSY., L.H. (Incl. SIDE RIVET ASSY., BEARING & TIGHTENER)	
	507056	1	SIDE, Header, L.H.	
		2	918222 SCREW, mach.	
		1	907727 CAPSCREW	
		3	919310 LOCKWASHER	
		3	916622 NUT	
10	535494	2	REINFORCEMENT	
		4	900793 RIVET	
11	508998	1	SHIELD, Draper Corner, L.H.	
		2	907722 SCREW, mach.	
		2	919310 LOCKWASHER	
		2	916622 NUT	

Continued

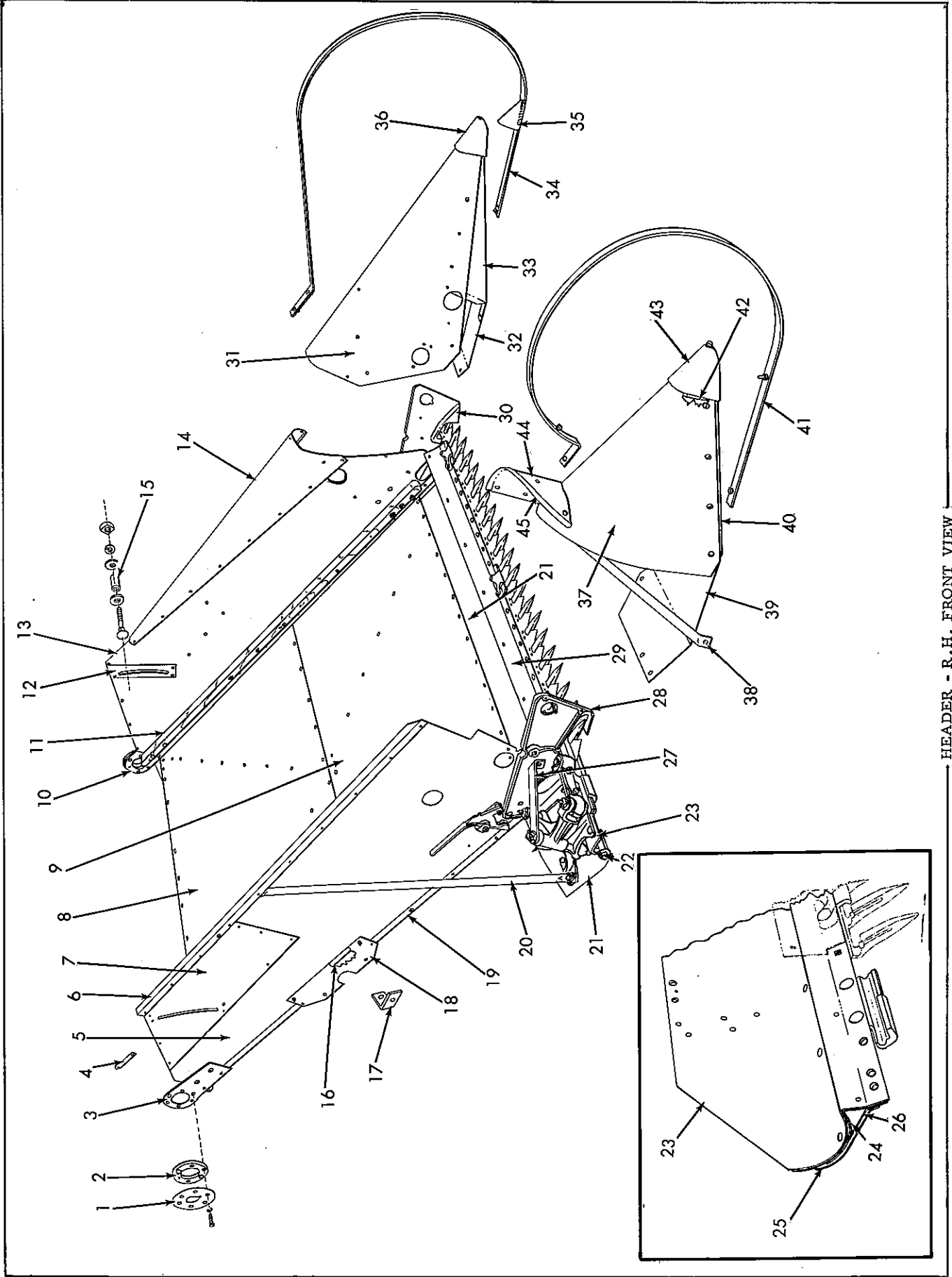
HEADER (Cont'd)
Used on 58837 & Up

ITEM	PART NUMBER	QTY.	DESCRIPTION	ASSEMBLY OR PACKAGE NO.
12	505728	1	BRACKET, Side, L.H.	
			3 910516 RIVET	
13	507098	1	BRACE, Header Side, L.H.	
			1 919351 CAPSCREW	
			2 916533 SCREW, mach.	
			3 919310 LOCKWASHER	
			3 916622 NUT	
14	505725	1	CLIP, L.H.	
			3 910989 RIVET	
			2 919319 CAPSCREW	
			2 919311 LOCKWASHER	
			2 916622 NUT	
15	507297	1	SHIELD, Divider Extension, L.H.	
			4 907722 SCREW, mach.	
			4 919310 LOCKWASHER	
			4 916622 NUT	
16	507252	1	EXTENSION ASSY., Divider, L.H.	
			2 907722 SCREW, mach.	
			2 916533 SCREW, mach.	
			4 919310 LOCKWASHER	
			4 916622 NUT	
17	502670	1	DIVIDER, L.H.	
			8 907722 SCREW, mach.	
			8 919310 LOCKWASHER	
			8 916622 NUT	
18	504196	1	BASE ASSY., Divider, L.H.	
			4 907722 SCREW, mach.	
			5 916081 SCREW, mach.	
			9 919310 LOCKWASHER	
			9 916622 NUT	
19	540498	1	GUARD, Grain	
	507049	1	BAR ASSY., Sickle (incl. LOWER CROSS MEMBER, SICKLE BAR ANGLE, GUARDS & BELL CRANK PIVOT)	
			10 910282 RIVET	
			4 910298 RIVET	
20	507050	1	MEMBER, Cross, Lower	
			14 910516 RIVET	
			4 910298 RIVET	
			10 910282 rivet	
	507080	1	DIVIDER ASSY., R.H. (incl. Divider Sheet & Item 23)	
			4 907722 SCREW, mach.	
			2 916081 SCREW, mach.	
21			6 919310 LOCKWASHER	
			6 916622 NUT	
	502669	1	SHEET, Divider, R.H.	
			6 916081 SCREW, mach.	
			6 919310 LOCKWASHER	
			6 916622 NUT	
22	505726	1	CLIP, L.H.	
			3 910989 RIVET	
			2 919319 CAPSCREW	
			2 919311 LOCKWASHER	
			2 917372 NUT	
23	507298	1	BASE ASSY., Divider, R.H.	
			4 907722 SCREW, mach.	
			5 916081 SCREW, mach.	
			9 919310 LOCKWASHER	
			9 916622 NUT	
24	507052	1	PIN, Header Lift	
			2 919444 BOLT, carriage	
			1 919360 CAPSCREW	
			3 919312 LOCKWASHER	
			3 916950 NUT	
25	507051	1	ANGLE, Sickle Bar	
			12 910282 RIVET	
26	505727	1	BRACKET, Side, R.H.	
			3 910516 RIVET	
27	508997	1	SHIELD, Draper Corner, R.H.	
			2 907722 SCREW, mach.	
			2 919310 LOCKWASHER	
			2 916622 NUT	

Continued

HEADER (Cont'd)
Used on 58837 & Up

ITEM	PART NUMBER	QTY.	DESCRIPTION	ASSEMBLY OR PACKAGE NO.
28	507058	2	ANGLE, Reinforcement	
			3 910516 RIVET	
			1 907727 CAPSCREW	
			1 919312 LOCKWASHER	
			1 916950 NUT	
29	505178	1	ANGLE, Cross, Top	
			5 910516 RIVET	
			4 910298 RIVET	
			2 922035 SCREW, mach.	
			2 919311 LOCKWASHER	
			2 917372 NUT	
30	507033	1	X-FRAME ASSY.	
			16 910516 RIVET	
			8 910298 RIVET	
			4 910288 RIVET	
			4 918222 SCREW, mach.	
			4 919310 LOCKWASHER	
			4 916622 NUT	
31	507059	2	CLIP, Reinforcing	
			1 918222 SCREW, mach.	
			1 919310 LOCKWASHER	
			1 916622 NUT	
32	505182	1	ANGLE, Cross, Lower	
			4 910298 RIVET	
			8 910516 RIVET	
33	516649	1	SLIDE, draper, R.H. (Used on machines w/alum. header sides only)	
	516650	1	SLIDE, draper, L.H. (Used on machines w/alum. header sides only)	



HEADER - R.H. FRONT VIEW

HEADER
R.H. Front View
Used prior to 58837

ITEM	PART NUMBER	QTY.	DESCRIPTION	ASSEMBLY OR PACKAGE NO.
-	503964	1	HEADER ASSY. (Incl. Drapers & Reel)	
-	540322	1	BOTTOM ASSY. (Incl. X-Frame, Bottom Sheets & Transverse Angle) (Used prior to 23801)	
-	503966	1	BOTTOM ASSY., Header (Incl. X-Frame, Bottom, Angles, Sickle Bar, Bell Crank & Lower Roller) (Used on 41832 thru 58837) (on 23801 thru 4183 also used 501237, 2-540639 & hardware)	
1	540553	2	PLATE, Cover (Used prior to 23801)	
	501861	2	COVER, Pivot Plate (Used on 23801 thru 58836)	
2	502391	2	RING ASSY., Pivot	
		4	912850 CAPSCREW 1/2 x 7/8	
		4	916966 LOCKWASHER 1/2"	
3	540672	1	PIVOT, Header, R.H.	
		3	919309 SCREW, mach.	
		1	922036 SCREW, mach.	
		4	918222 SCREW, mach.	
		4	919310 LOCKWASHER	
		4	919311 LOCKWASHER	
		2	910924 RIVET	
		4	917372 NUT	
		4	916622 NUT	
4	502192	2	PLATE, Filler, Pivot (Used on 23801 thru 58836)	
	501238	1	SIDE ASSY., R.H. (Incl. Spring Tightener Clip, Header Side, & items 4, 6, 7, 11, 12, 16, 17, & 18) (Used on 23801 thru 41831)	
	503968	1	SIDE ASSY., R.H. (Incl. Spring Tightener Clip, Header, Side, & items 4, 6, 7, 11, 12, 16, 17 & 18) (Used on 41832 thru 58836)	
		2	907722 SCREW, mach.	
		5	919308 SCREW, mach.	
		7	919310 LOCKWASHER	
		7	916622 NUT	
5	540491	1	SIDE, Header, R.H. (Used prior to 23801)	
		2	918222 SCREW, mach.	
		11	910170 SCREW, mach.	
		13	919310 LOCKWASHER	
		13	916622 NUT	
	501240	1	SIDE, R.H. (Used on 23801 thru 58836)	
		2	907722 SCREW, mach.	
		5	919308 SCREW, mach.	
		7	919310 LOCKWASHER	
		7	916622 NUT	
	500241	1	ANGLE, Header Side, R.H. (Used prior to 23801)	
		8	910282 RIVET	
6	501246	1	ANGLE, Header Side, R.H. (Used on 23801 thru 41831)	
	503963	1	ANGLE, Header Side, R.H. (Used on 41832 thru 58836)	
		6	910516 RIVET	
		4	910282 RIVET	
	540495	1	PLATE, Reinforcing (Used prior to 23801)	
		12	900793 RIVET	
7	501245	1	PLATE, Reinforcement, R.H. (Used on 23801 thru 58836)	
		7	900793 RIVET	
		4	910282 RIVET	
	540490	1	SHEET, Header Bottom, Upper (Used prior to 23801)	
8	501228	1	SHEET, Bottom, Upper (Used on 23801 thru 58836)	
		10	900766 RIVET	
		12	910280 RIVET	
	540489	1	SHEET, Bottom, Lower (Used prior to 23801)	
		10	900766 RIVET	
		4	910297 RIVET	
9	501227	1	SHEET, Bottom, Lower (Used on 23801 thru 58836)	
		10	900766 RIVET	
		12	910280 RIVET	
10	540673	1	PIVOT, Header, L.H.	
		3	913708 SCREW, mach.	
		1	922036 SCREW, mach.	
		4	918222 SCREW, mach.	
		4	919310 LOCKWASHER	
		4	919311 LOCKWASHER	
		4	916622 NUT	
		4	917372 NUT	
		2	910924 RIVET	

Continued

HEADER (Cont'd)
R.H. Front View
Used prior to 58837

ITEM	PART NUMBER	QTY.	DESCRIPTION	ASSEMBLY OR PACKAGE NO.		
11	501412	2	GUIDE, Draper (Used prior to 23801)			
			2 910291 SCREW, mach.			
			4 917642 WASHER, plain			
			2 907730 CAPSCREW			
			7 921923 BOLT, carriage			
			7 917377 WASHER, plain			
			4 917372 NUT			
			4 919311 LOCKWASHER			
			7 919310 LOCKWASHER			
			7 916622 NUT			
	501244	2	GUIDE, Draper (Used on 23801 thru 58836)			
			2 910291 SCREW, mach.			
			2 917372 NUT			
			3 921924 BOLT, carriage			
			1 921923 BOLT, carriage			
			1 921935 BOLT, carriage			
			2 921930 BOLT, carriage			
5 917377 WASHER, Plain						
4 919311 LOCKWASHER						
4 919310 LOCKWASHER						
4 916622 NUT						
4 917372 NUT						
12	535494	2	REINFORCEMENT, Side Slot Guide			
	4 910516 RIVET					
13	501239	1	SIDE ASSY., Header, L.H. (Incl. Side, Spring Tightener Clip & Items 7, 11, 12 & 14) (Used on 23801 thru 41831)			
	503696	1	SIDE ASSY., Header, L.H. (Incl. Side, Spring Tightener & Items 7, 11, 12 & 14) (Used on 41832 thru 58836)			
	540492	1	SIDE, Header, L.H. (Used prior to 23801)			
			2 918222 SCREW, mach.			
			11 910170 SCREW, mach.			
			13 919310 LOCKWASHER			
			13 916622 NUT			
			501241	1	SIDE, Header, L.H. (Used on 23801 thru 58836)	
					2 910900 RIVET	
					2 907722 SCREW, mach.	
	4 911572 RIVET					
	2 918214 SCREW, mach.					
	14	540494	1	DIVIDER, Rear, L.H. (Used prior to 58837)		
3 916081 SCREW, mach.						
7 919308 SCREW, mach.						
10 919310 LOCKWASHER						
10 916622 NUT						
15	535559	2	SPACER, Pivot, Header			
			1 921158 BOLT, carriage			
			1 919311 LOCKWASHER			
			1 916958 WASHER, Plain			
16	501243	1	FILLER, Bearing Plate, Pitman			
	501249	2	CLIP, Brace (Used on 23801 thru 41831)			
17	503839	2	CLIP, Brace (Used on 41832 thru 58836)			
			1 910606 BOLT			
18	501242	1	PLATE, Pitman Bearing (Used on 23801 thru 41831)			
			503838	1	PLATE, Pitman Bearing (Used on 41832 thru 58836)	
	540580	1	3 921924 BOLT, carriage			
			2 918214 SCREW, mach.			
			1 918223 SCREW, mach.			
			6 919310 LOCKWASHER			
			6 916622 NUT			
19	501299	1	ANGLE, Side, R.H. (Used prior to 23801)			
	9 900767 RIVET					
501299	1	ANGLE, Side, R.H. (Used on 23801 thru 58836)				
		9 910525 RIVET				

HEADER (Cont'd)
R.H. Front View
Used prior to 58837

ITEM	PART NUMBER	QTY.	DESCRIPTION	ASSEMBLY OR PACKAGE NO.		
20	540704	1	BRACE, Adjusting Rod (Used prior to 15551)			
			1 907731 CAPSCREW			
			1 919312 LOCKWASHER			
	501278	1	BRACE, Side (Used on 15551 thru 23800)			
			1 907731 CAPSCREW			
			1 919312 LOCKWASHER			
502387	1	BRACE, Header Side (Used on 23801 thru 41831)				
		1 921933 BOLT, carriage				
		1 919312 LOCKWASHER				
21	503961	1	BRACE, Header Side (Used on 41832 thru 58836)			
			501232	1	MEMBER, Cross	
					11 900766 RIVET	
22	540711	1	PIN, Lift (Used prior to 15551)			
			501411	1	PIN, Lift (Used on 15551 thru 23800)	
					3 919444 BOLT, carriage	
	3 919312 LOCKWASHER					
	502388	1	PIN, Lift (Used on 23801 thru 58836)			
			2 921933 BOLT, carriage			
			2 919312 LOCKWASHER			
			1 919389 WASHER, plain			
			1 918459 PIN, cotter			
			2 916950 NUT			
	23	500240	1	SUPPORT ASSY., Sickle Bar (Incl. Item 25)		
				(Used prior to 23801)		
540386				1	BAR ASSY., Sickle (Incl. Items 24, 25 & 26)	
		(Used prior to 23801)				
		501231	1		BAR ASSY., Sickle (Incl. Bar, Bell Crank Pivot, Sickle Guards	
& Items 21, 22 & 26) (Used on 23801 thru 58836)						
540567	1			BAR, Sickle (Used prior to 23801)		
		16 900766 RIVET				
		4 910288 RIVET				
24	501233	1	BAR, Sickle (Used on 23801 thru 23825)			
			502389	1	BAR, Sickle (Used on 23826 thru 58836)	
					18 910296 RIVET	
25	500239	1	REINFORCEMENT, Sickle Bar			
			6 900793 RIVET			
			3 910282 RIVET			
			3 900767 RIVET			
26	540569	1	REINFORCEMENT (Used prior to 23801)			
			7 910282 RIVET			
27	540568	1	SUPPORT, Sickle Bar (Used prior to 23801)			
			10 910280 RIVET			
28	503355	1	BRACE, Pivot, Bell Crank (Used on 41832 thru 58836)			
			540433	1	BRACKET, Bearing, R.H. (Used prior to 23801)	
					1 918214 SCREW, mach.	
	1 907722 SCREW, mach.					
	500724	1	BRACKET, Roller Bearing, R.H. (Used on 23801 thru 23825)			
			502193	1	BRACKET, Roller Bearing, R.H. (Used on 23826 thru 58836)	
3 907731 CAPSCREW						
3 919312 LOCKWASHER						
29	540498	1	GUARD, Grain			
			540434	1	BRACKET, Bearing, L.H. (Used prior to 23801)	
					1 918214 SCREW, mach.	
1 907722 SCREW, mach.						
30	502194	1	BRACKET, Roller Bearing, L.H. (Used on 23826 thru 58836)			
			5 907722 SCREW, mach.			
			2 921930 BOLT, carriage			
			5 919310 LOCKWASHER			
			2 919311 LOCKWASHER			
			5 916622 NUT			
			2 917372 NUT			

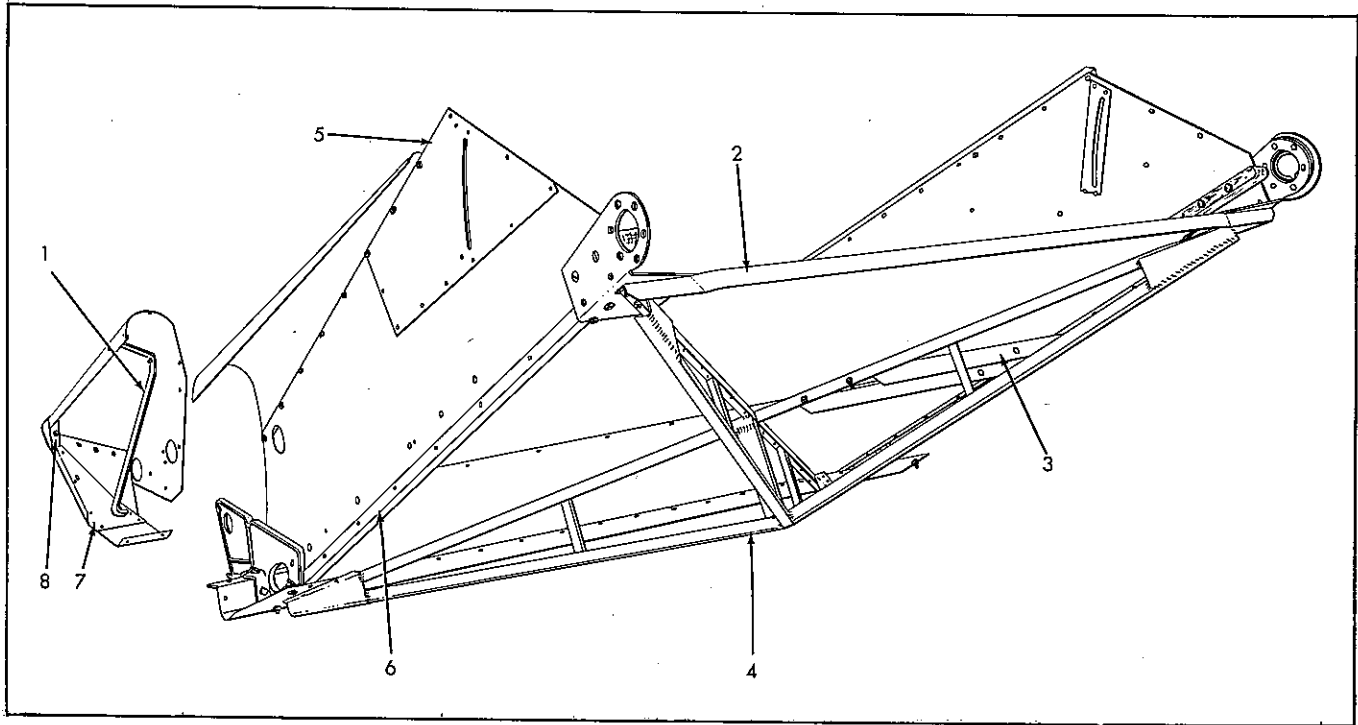
Continued

HEADER (Cont'd)
R.H. Front View
Used prior to 58837

ITEM	PART NUMBER	QTY.	DESCRIPTION	ASSEMBLY OR PACKAGE NO.		
31	540355	1	DIVIDER ASSY., L.H. (Incl. Front Divider & Items 32, 33 & 36)			
		1	916019 CAPSCREW (Used prior to 23801)			
		1	919318 CAPSCREW			
		6	907722 SCREW, mach.			
		2	916532 SCREW, mach.			
		5	916081 SCREW, mach.			
		14	919310 LOCKWASHER			
		1	919311 LOCKWASHER			
		1	917372 NUT			
		14	916622 NUT			
		31	501265	1	DIVIDER ASSY., L.H. (Incl. Front Divider & Items 32, 33 & 36)	
					(Used on 23801 thru 58836)	
				1	916019 CAPSCREW	
				1	919318 CAPSCREW	
6	907722 SCREW, mach.					
5	916081 SCREW, mach.					
10	919308 SCREW, mach.					
22	919310 LOCKWASHER					
1	919311 LOCKWASHER					
22	916622 NUT					
1	917372 NUT					
32	501266			1	DIVIDER, Front, L.H. (Used on 23801 thru 58836)	
				5	907722 SCREW, mach.	
				5	919310 LOCKWASHER	
		5	916622 NUT			
32	501268	1	BASE, Divider, Rear, L.H. (Used on 23801 thru 58837)			
		3	910282 RIVET			
		2	919351 CAPSCREW			
		3	907731 CAPSCREW			
		2	919310 LOCKWASHER			
		3	919311 LOCKWASHER			
		2	917372 NUT			
		3	916950 NUT			
		33	540527	1	BASE (Used prior to 23801)	
				10	907722 SCREW, mach.	
				10	919310 LOCKWASHER	
				10	916622 NUT	
		33	501267	1	BAR, Divider, Front L.H. (Used on 23801 thru 58836)	
				2	919351 CAPSCREW	
36	910282 RIVET					
2	919310 LOCKWASHER					
2	916622 NUT					
34	540323	1	DIVIDER ASSY., Extension, L.H.			
		1	918222 SCREW, mach.			
		2	907722 SCREW, mach.			
		3	919310 LOCKWASHER			
		2	916622 NUT			
35	540497	1	TIP, Divider			
36	540398	1	TIP, Divider, L.H.			
		1	919337 BOLT			
		1	919311 LOCKWASHER			

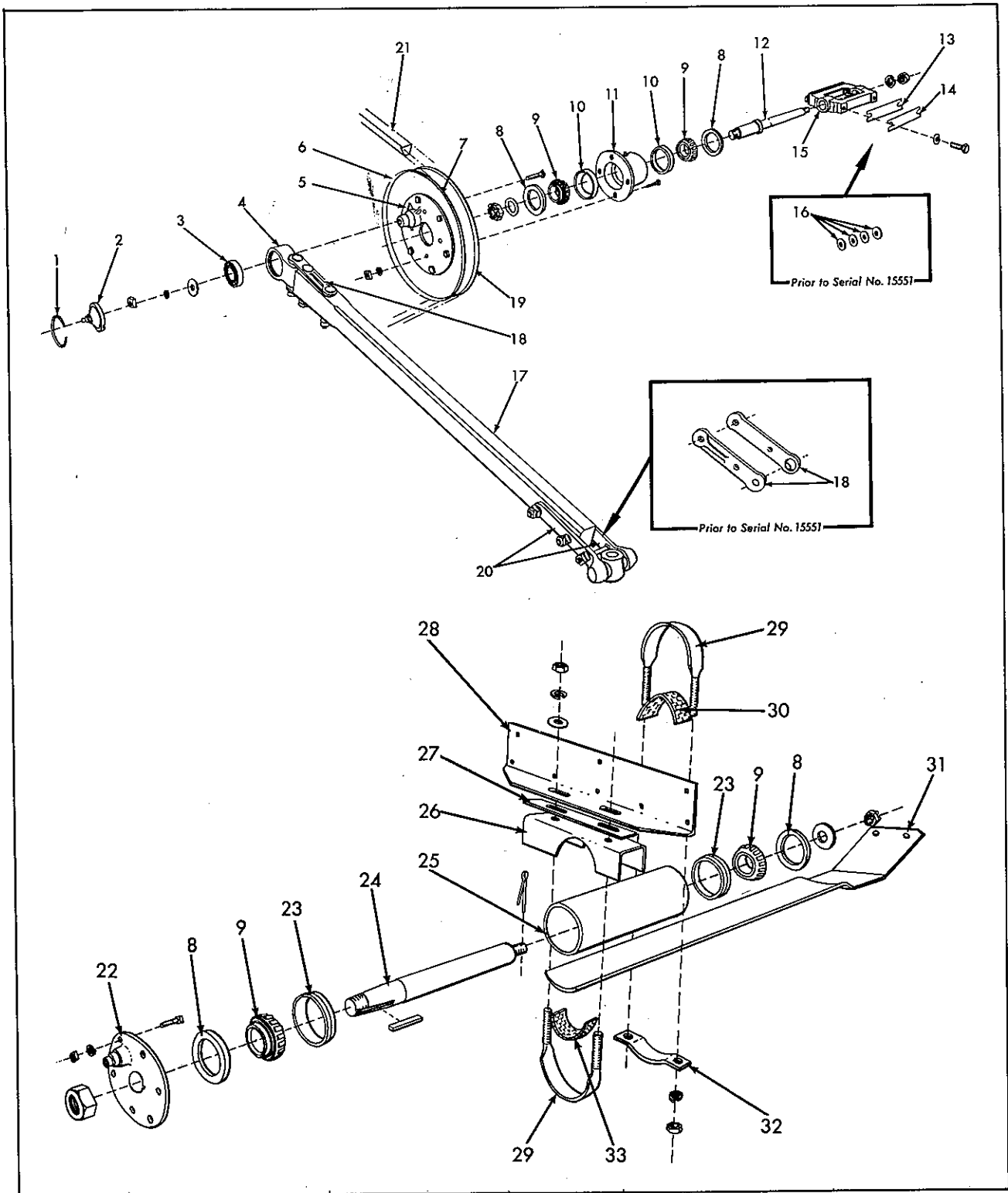
HEADER (Cont'd)
R.H. Front View
Used prior to 58837

ITEM	PART NUMBER	QTY.	DESCRIPTION	ASSEMBLY OR PACKAGE NO.															
37	540356	1	DIVIDER ASSY., R.H. (Incl. Divider & Items 39, 40, 42 thru 45)	(Used prior to 23801)															
			1 916019 CAPSCREW																
			1 921332 CAPSCREW																
			14 919310 LOCKWASHER																
			2 919311 LOCKWASHER																
			5 907722 SCREW, mach.																
			2 916532 SCREW, mach.																
			7 919308 SCREW, mach.																
			14 916622 NUT																
			2 917372 NUT																
			38		501260	1	DIVIDER ASSY., R.H. (Incl. Divider & Items 39, 40, 42 thru 45)	(Used on 23801 thru 58836)											
							4 916081 SCREW, mach.												
							3 907731 CAPSCREW												
							4 919310 LOCKWASHER												
3 919312 LOCKWASHER																			
4 916622 NUT																			
3 916950 NUT																			
39	501261	1		DIVIDER, R.H. (Used on 23801 thru 58836)			(Used on 23801 thru 58836)												
				11 916081 SCREW, mach.															
				11 919310 LOCKWASHER															
				11 916622 NUT															
				40					540653	1	BRACE, Divider, R.H. (Used prior to 15551)	(Used on 23801 thru 58836)							
											39		501264	1	BASE, Divider, Rear R.H. (Used on 23801 thru 58836)				
															4 910282 RIVET				
			2 907731 CAPSCREW																
			3 919312 LOCKWASHER																
			2 916950 NUT																
			41		540528	1		BASE, Divider, R.H. (Used prior to 23800)							(Used on 23801 thru 58836)				
								8 907722 SCREW, mach.											
								9 919310 LOCKWASHER											
								1 921160 CAPSCREW											
2 921332 CAPSCREW																			
2 919311 LOCKWASHER																			
9 916622 NUT																			
2 917372 NUT																			
42	501263	1		BASE, Divider, R.H. Front (Used on 23801 thru 58836)			(Used on 23801 thru 58836)												
				4 910282 RIVET															
				2 907731 CAPSCREW															
				1 919312 LOCKWASHER															
				1 916950 NUT															
				43				540645	1	BAR, Divider, R.H.	(Used on 23801 thru 58836)								
			1 910170 SCREW, mach.																
			1 918223 SCREW, mach.																
			1 916081 SCREW, mach.																
			1 907722 SCREW, mach.																
			4 919310 LOCKWASHER																
			4 916622 NUT																
			44		500073	1				PLUG, Tip, R.H.		(Used on 23801 thru 58836)							
										43			540397	1	TIP, Divider, R.H.				
1 919337 BOLT																			
1 919311 LOCKWASHER																			
45	501262	1					SHIELD, Divider (Used on 23801 thru 58836)								(Used on 23801 thru 58836)				
							6 916081 SCREW, mach.												
							6 919310 LOCKWASHER												
				6 916622 NUT															
				46			540493	1	SHIELD, Divider, R.H. (Used prior to 23801)		(Used on 23801 thru 58836)								
									4 916081 SCREW, mach.										
									4 919310 LOCKWASHER										
									4 916622 NUT										
									47							535539	2	CLIP, Shield (Used prior to 58837)	(Used on 23801 thru 58836)
																		2 916081 SCREW, mach.	
			2 919310 LOCKWASHER																
			2 916622 NUT																



HEADER
L.H. Rear View
Used prior to 58837

ITEM	PART NUMBER	QTY.	DESCRIPTION	ASSEMBLY OR PACKAGE NO.
1	540641	1	STIFFENER, Header Side, L.H. 1 907722 SCREW, mach. 1 916431 CAPSCREW 1 919310 LOCKWASHER 1 919311 LOCKWASHER 1 916622 NUT 1 917372 NUT	
2	540579	1	ANGLE, Transverse, Upper 8 910280 RIVET	
3	501237	1	BRACE, Bearing (Used on 23801 thru 41831) 2 917397 CAPSCREW 2 919311 LOCKWASHER 2 917372 NUT	
	503837	1	BRACE, Pitman Bearing (Used on 41832 thru 58836) 2 907727 CAPSCREW 2 919310 LOCKWASHER 2 916622 NUT	
4	540319	1	X-FRAME ASSY, (Used prior to 23801) 20 910280 RIVET 4 910297 RIVET 4 910298 RIVET	
	501217	1	X-FRAME ASSY. (Used on 23801 thru 58836)	
	540496	1	PLATE, Reinforcing, L.H. (Used prior to 23801) 12 900793 RIVET	
5	501247	1	PLATE, Reinforcing, L.H. (Used on 23801 thru 58836) 8 900793 RIVET 3 919308 SCREW, mach. 3 919310 LOCKWASHER 3 916622 NUT	
	540581	1	ANGLE, side, L.H. (Used prior to 23801) 9 900767 RIVET	
	501230	1	ANGLE, Side, L.H. (Used on 23801 thru 58836)	
	540536	1	STIFFENER, Base (Used prior to 23801) 8 910282 RIVET	
7	501269	1	STIFFENER, Divider Base (Used on 23801 thru 58836) 6 910282 RIVET	
	8	500067	1	PLUG, Divider Tip L.H.



SICKLE DRIVE
Used prior to 58837

ITEM	PART NUMBER	QTY.	DESCRIPTION	ASSEMBLY OR PACKAGE NO.
1	535548	1	RING, Snap	
2	500369	1	CAP, Housing	
		1	914465	Fitting Lubrication

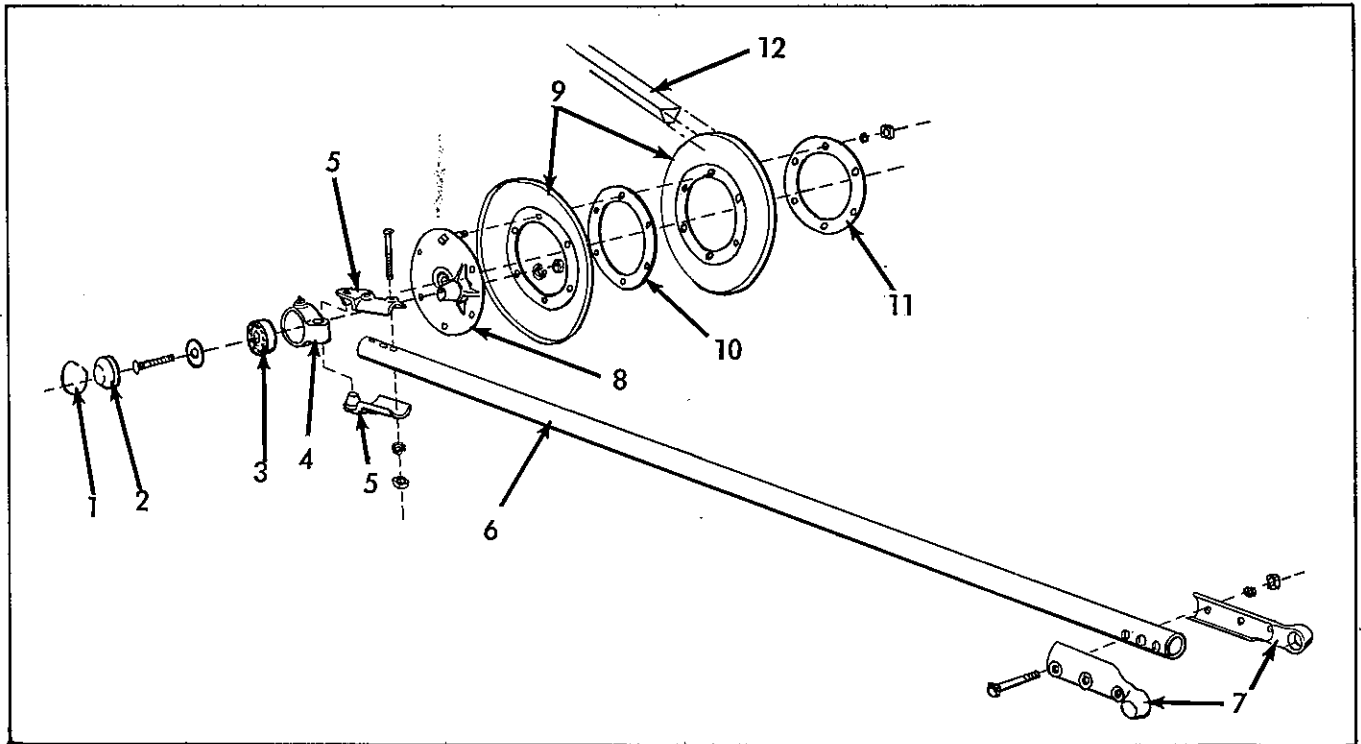
Continued

SICKLE DRIVE (Cont'd)
Used prior to 58837

ITEM	PART NUMBER	QTY.	DESCRIPTION	ASSEMBLY OR PACKAGE NO.
3	211227	1	BEARING, Ball	
			1 921936 BOLT, carriage	
			1 918430 WASHER	
			1 919312 LOCKWASHER	
			1 916950 NUT	
4	540393	1	HOUSING, Bearing	
5	500702	1	PLATE, Attaching	
			5 907731 CAPSCREW	
			5 919312 LOCKWASHER	
			5 916950 NUT	
	540367	1	SHEAVE ASSY. (Incl. items 7, 19 & 22) (Used prior to 23801)	
	501251	1	SHEAVE ASSY. (Incl. Items 5, 7, & 19) (Used on 23801 thru 58836)	
			1 911174 NUT	
			1 912430 PIN, cotter	
6	540550	2	SHEAVE (11" Diam.)	
			6 917400 CAPSCREW	
			6 919312 LOCKWASHER	
			6 916950 NUT	
7	540458	2	SPACER (Used on 23801 thru 58836)	
8	502539	2	CLOSURE, Bearing	
9	507229	2	CONE, Bearing	
10	210551	2	CUP, Bearing (Used on 23801 thru 58836)	
11	500701	1	HUB, Bearing (Used on 23801 thru 58836)	
			1 914465 FITTING, Lubrication	
	501253	1	SHAFT, Drive (1-1/2" x 10-1/4") (Used on 23801 thru 41831)	
12	503834	1	SHAFT, Drive (1-1/2" x 12-5/16") (Used on 41832 thru 58836)	
			1 919426 LOCKWASHER	
			1 920747 NUT	
			1 912430 PIN, cotter	
13	502806	4	SHIM (Thin) (Used on 23801 thru 41831)	
	503836	4	SHIM (Thin) (Eff. on 41832 thru 58836)	
14	502805	4	SHIM (Heavy) (Used on 23801 thru 41831)	
	503835	4	SHIM (Heavy) (Eff. on 41832 thru 58836)	
	501252	1	CRANKSHAFT ASSY. (Incl. Items 8 thru 12) (Used on 23801 thru 41831)	
			3 911164 CAPSCREW	
			1 911165 CAPSCREW	
			4 913901 NUT	
			4 918199 LOCKWASHER	
	503833	1	CRANKSHAFT ASSY. (Incl. Items 8 thru 12) (Used on 41832 thru 58836)	
			2 917404 CAPSCREW	
			2 910507 CAPSCREW	
			2 916966 LOCKWASHER	
15	503285	1	BRACKET, Crankshaft (Used on 23801 thru 41831)	
			3 911164 CAPSCREW	
			1 911165 CAPSCREW	
			4 918199 LOCKWASHER	
			4 913901 NUT	
	503787	1	BRACKET, Crankshaft (Used on 41832 thru 58836)	
			2 917404 CAPSCREW	
			2 910507 CAPSCREW	
			2 916966 LOCKWASHER	
16	910919	8	WASHER, Plain (Used on 23801 thru 31828)	
	910920	8	WASHER, Plain (Used on 23801 thru 31828)	
	540385	1	PITMAN ASSY. (Incl. BELL CRANK END & Items 1 thru 4 & 18) (Used prior to 15551)	
	501415	1	PITMAN ASSY. (Incl. SWIVEL END & Items 1 thru 4, 18 & 20) (Used on 15551 thru 23800)	
17	501225	1	PITMAN ASSY. (Incl. SWIVEL & Items 4, 18 & 20) (Used on 23801 thru 58836)	
	540750	1	PITMAN (Wood) (Used prior to 15551)	
	501256	1	PITMAN (Used on 15551 thru 58836)	
18	540431	2	STRAP, Pitman (4 used prior to 15551)	
			2 921936 BOLT, carriage	
			2 922589 BOLT, carriage	
			8 916950 NUT	
19	535525	1	PLATE, Reinforcing	
20	501141	2	STRAP, Pitman (Used on 15551 thru 58836)	
			3 922589 BOLT, carriage	
			6 916950 NUT	
21	502434	1	BELT, Drive Header	
22	540410	1	HUB, Sheave (Used prior to 23801)	
			1 911174 NUT	
			1 912430 PIN, cotter	
23	224887	2	CUP, Bearing (Used prior to 23801)	

SICKLE DRIVE (Cont'd)
Used prior to 58837

ITEM	PART NUMBER	QTY.	DESCRIPTION	ASSEMBLY OR PACKAGE NO.
24	540598	1	SHAFT (Used prior to 23801)	
		1	919437 NUT	
		1	911174 NUT	
25	540339	1	SHAFT ASSY. (Incl. TUBE & Items 8, 9, 23 & 24) (Used prior to 23801)	
	540454	1	TUBE ASSY. (Incl. BEARING CUPS) (Used prior to 23801)	
		1	915273 FITTING, Lubrication	
26	540551	1	SADDLE, Bearing (Used prior to 23801)	
27	500282	1	CUSHION, Saddle (Used prior to 23801)	
28	500189	1	CLIP, Bearing, Pitman (Used prior to 23801)	
29	540663	2	SUPPORT, Bearing (Used prior to 23801)	
		2	916966 LOCKWASHER	
		2	918431 WASHER	
		2	916951 NUT	
30	540448	1	CUSHION, Clamp (Used prior to 23801)	
31	540599	1	SUPPORT, Bearing (Used prior to 23801)	
		2	917397 CAPSCREW	
		2	919311 LOCKWASHER	
		2	917372 NUT	
32	540600	1	CLAMP (Used prior to 23801)	
33	540447	1	CUSHION, Bearing (Used prior to 23801)	



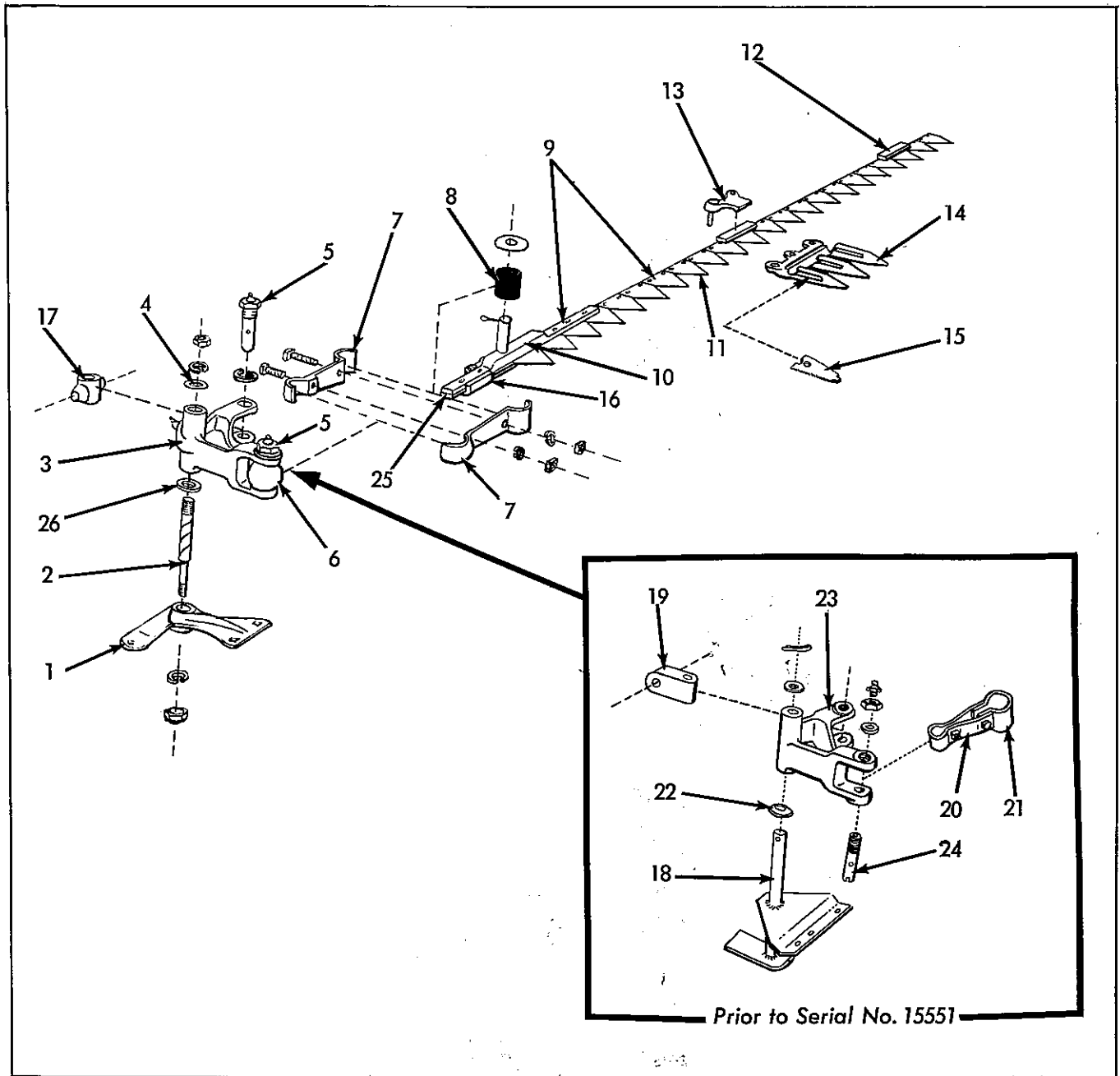
SICKLE DRIVE
Used on 58837 & Up

ITEM	PART NUMBER	QTY.	DESCRIPTION	ASSEMBLY OR PACKAGE NO.
1	535548	1	RING, Snap	
2	507079	1	CAP, Housing	
3	211227	1	BEARING, Pitman	
		1	921936 BOLT, carriage	
		1	918430 WASHER	
		1	919312 LOCKWASHER	
		1	916950 NUT	
4	-----	1	HOUSING, Pitman Bearing (Use 524000, 524001)	
		1	914465 FITTING, Lubrication	
5	506634	2	END, Pitman, Upper	
		2	919368 CAPSCREW	
		1	919959 CAPSCREW	
		3	919312 LOCKWASHER	
		4	916950 NUT	

Continued
17

SICKLE DRIVE (Cont'd)
Used on 58837 & Up

ITEM	PART NUMBER	QTY.	DESCRIPTION	ASSEMBLY OR PACKAGE NO.	
6	507077	1	PITMAN ASSY. (Incl. PITMAN 507078, SWIVEL 513516 & items 4, 5, & 7)		
	507078	1	PITMAN		
7	506633	2	END, Pitman, Lower		
		3	919368 CAPSCREW		
		3	919312 LOCKWASHER		
		4	916950 NUT		
8	507023	1	HUB, Crank (f/7/8" Shaft) (Used on 58837 thru 71336)		
	508951	1	HUB, Crank (f/1" Shaft) (Used on 71337 & up)		
		1	918241 NUT		
		1	917373 LOCKWASHER		
		1	905123 KEY, woodruff		
9	507076	1	SHEAVE ASSY., Pitman Crank (f/7/8" Shaft) (Incl. SHEAVE & Items 8, 10 & 11) (Used on 58837 thru 71336)		
	509038	1	SHEAVE ASSY., Pitman Crank (f/1" Shaft) (Incl. SHEAVE & Items 8, 10 & 11) (Used on 71337 & up)		
		1	918241 NUT		
		1	917373 LOCKWASHER		
		1	905123 KEY, Woodruff		
		540550	2	SHEAVE (11" Diam.)	
			6	917400 CAPSCREW	
		6	919312 LOCKWASHER		
		6	916950 NUT		
10	500516	3	SPACER (7" Diam.)		
11	535525	1	PLATE, Reinforcing		
12	506910	1	BELT, Header Drive		



SICKLE & BELL CRANK

ITEM	PART NUMBER	QTY.	DESCRIPTION	ASSEMBLY OR PACKAGE NO.
1	501409	1	PIVOT ASSY. (Incl. PIVOT & Item 2) (Used prior to 23801)	
		2	917400 CAPSCREW	
		2	919444 BOLT, carriage	
		1	907731 CAPSCREW	
		5	919312 LOCKWASHER	
		5	916950 NUT	
	501234	1	PIVOT ASSY., Bell Crank (Incl. PIVOT & Item 2) (Used on 23801 thru 23825)	
	502381	1	PIVOT ASSY., Bell Crank (Incl. PIVOT & Item 2) (Eff. on 23826 thru 58836)	
		2	921933 BOLT, carriage	
		2	907731 CAPSCREW	
		4	919312 LOCKWASHER	
		4	916950 NUT	
	503127	1	PIVOT ASSY., Bell Crank (Incl. PIVOT & Item 2) (Used on 58837 thru 105898)	

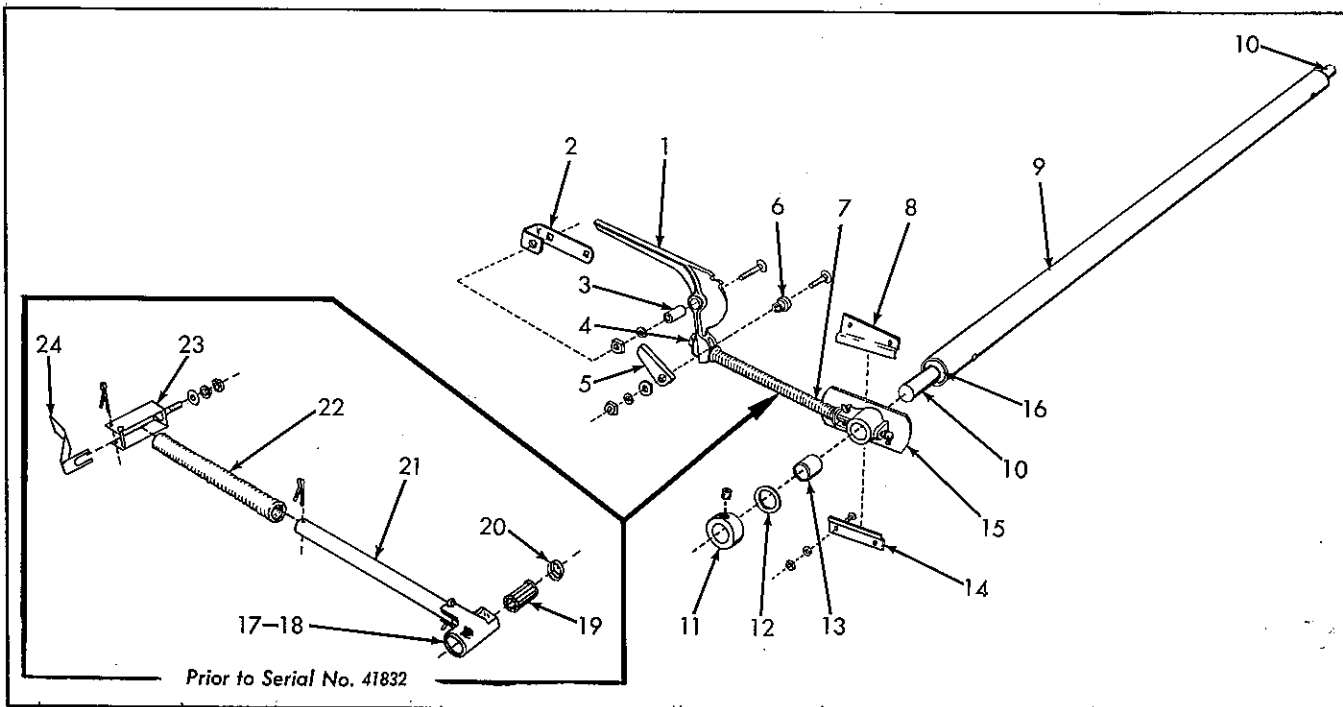
Continued
19

SICKLE & BELL CRANK (Cont'd)

ITEM	PART NUMBER	QTY.	DESCRIPTION	ASSEMBLY OR PACKAGE NO.
1	512141	1	PIVOT ASSY., Bell Crank (Incl. PIVOT & Item 2) (Used on 105899 & up)	
		2	919444 BOLT, carriage	
		2	907731 CAPSCREW	
		4	919312 LOCKWASHER	
		4	916950 NUT	
	501300	1	PIVOT, Bell Crank (Used prior to 23801)	
		2	917400 CAPSCREW	
		3	919444 BOLT, carriage	
		2	907731 CAPSCREW	
		7	919312 LOCKWASHER	
		7	916950 NUT	
	500703	1	PIVOT, Bell Crank (Used on 23801 thru 23825)	
	502382	1	PIVOT, Bell Crank (Used on 23826 thru 58836)	
		2	921933 BOLT, carriage	
		2	907731 CAPSCREW	
		4	919312 LOCKWASHER	
		4	916950 NUT	
502337	1	PIVOT, Bell Crank (Used on 58837 & up)		
	2	919444 BOLT, carriage		
	2	907731 CAPSCREW		
	4	919312 LOCKWASHER		
	4	916950 NUT		
501410	1	PIN, Pivot (3/4" x 8") (Used prior to 23801)		
	1	918241 NUT		
	1	917373 LOCKWASHER		
	1	920160 NUT		
	1	920117 PIN, cotter		
502383	1	PIN, Pivot (3/4" x 8-3/8") (Used on 23801 thru 58836) (supersedes 501235)		
	1	918241 NUT		
	1	917373 LOCKWASHER		
	1	919389 WASHER		
2	503128	1	PIN, Pivot (3/4" x 7-3/4") (Used on 58837 thru 105898)	
	512142	1	PIN, Pivot (3/4" x 7-3/4") (Used on 105899 & up)	
	1	918241 NUT		
	1	917373 NUT		
	1	916951 NUT		
	1	916966 LOCKWASHER		
3	515190	1	BELL CRANK (Used on 15551 thru 58837)	
	1	915273 FITTING, Lubrication		
4	501258	1	CAP, dust (Used on 15551 & up)	
5	501257	2	PIN, bell crank (3/4" x 2-29/32") (Used on 15551 & up)	
	1	919426 LOCKWASHER		
	1	914465 FITTING, lubrication		
6	501140	1	BALL, link, pitman (Used on 15551 & up)	
7	501143	2	LINK, pitman (Used on 15551 & up)	
	2	919361 CAPSCREW		
	2	919312 LOCKWASHER		
	2	916950 NUT		
8	535543	1	BUSHING (Rubber)	
9	500786	1	SICKLE ASSY. (Incl. items 10, 11 & 12)	
10	535496	1	HEAD, sickle	
	6	910931 RIVET		
	4	911176 RIVET		
11	500760	22	SECTION, Sickle	
	2	911177 RIVET		
		or		
	2	910931 RIVET		
12	535537	2	REINFORCEMENT, sickle	
	4	910931 RIVET		
13	535564	3	CLIP, sickle	
	2	921934 BOLT, carriage		
	2	919312 LOCKWASHER		
	2	916950 NUT		
14	515217	7	GUARD, sickle	
	3	921933 BOLT, carriage		
	3	919312 LOCKWASHER		
	3	916950 NUT		
15	535572	21	PLATE, ledger (f/old type cast guard)	
	1	910931 RIVET		
16	501248	1	GUIDE, sickle (Used on 23801 thru 23825)	
	502390	1	GUIDE, sickle (Used on 23826 & up)	
	2	908127 CAPSCREW <i>921933</i>		
	2	919312 LOCKWASHER		
17	513516	1	SWIVEL (Used on 15551 thru 58836)	

SICKLE & BELL CRANK (Cont'd)

ITEM	PART NUMBER	QTY.	DESCRIPTION	ASSEMBLY OR PACKAGE NO.
18	540387	1	POST ASSY., bell crank pivot (Used prior to 15551)	
19	540438	1	END, bell crank (Used prior to 15551)	
20	540388 540713	1	LINK ASSY., pitman (Incl. LINK & items 8 & 21)	
		1	LINK, pitman (Used prior to 15551)	
		2	907731 CAPSCREW	
		2	919312 LOCKWASHER	
		2	916950 NUT	
21	540714	1	CLAMP, bushing (Used prior to 15551)	
22	540693	1	WASHER, pivot (Used prior to 15551)	
23	540437	1	BELL CRANK (Used prior to 15551)	
24	540715	1	915276 FITTING, lubrication	
		2	PIN, bell crank (3/4" x 2-3/4") (Used prior to 15551)	
		1	922015 NUT	
		1	914465 FITTING, lube	
		1	911196 WASHER	
25	503354	1	FILLER, sickle head	
26	910819 512140	1	WASHER, plain, 49/64" (Used prior to 105899)	
		1	WASHER, special (Used on 105899 & up)	



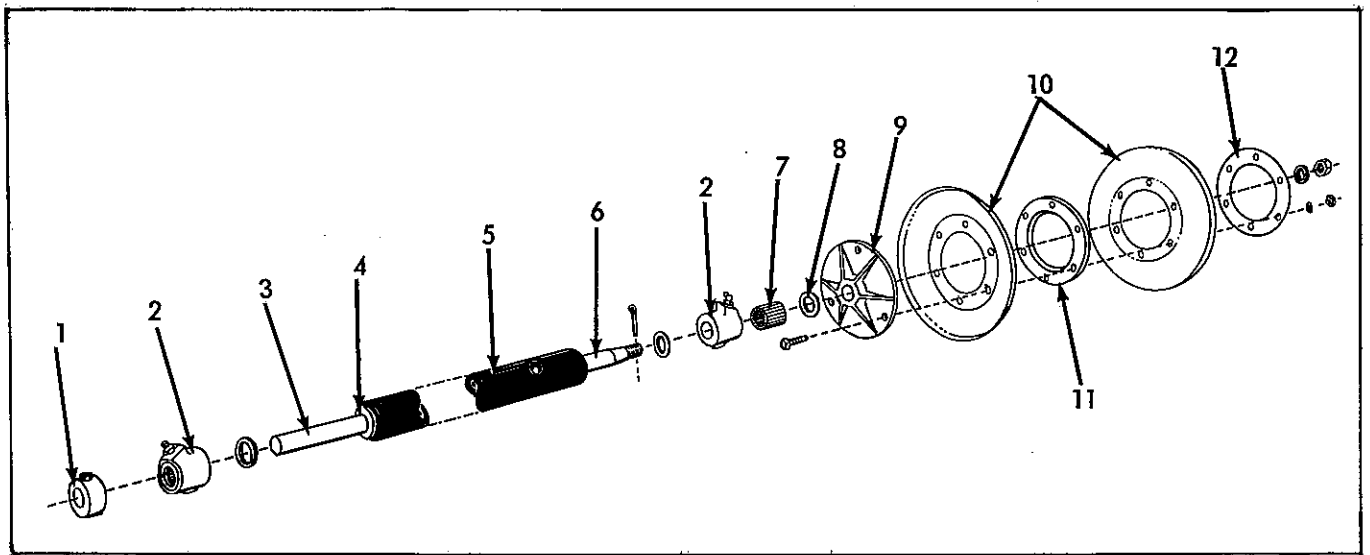
LOWER DRAPER IDLER ROLLER

ITEM	PART NUMBER	QTY.	DESCRIPTION	ASSEMBLY OR PACKAGE NO.
1	512239	2	LEVER, idler spring	
2	503935	2	BRACKET, lever (Used on 41832 & up)	
		1	920265 BOLT, carriage	
		1	921927 BOLT, carriage	
		2	917642 WASHER	
		2	919311 LOCKWASHER	
		2	917372 NUT	
3	503937	2	BUSHING, lever (Used on 41832 & up)	
4	503167	2	SHAFT, spring (3/8" x 9-5/8") (Used on 41832 & up)	
		2	918458 PIN, cotter	
		1	917378 WASHER	
5	503938	2	PAWL, spring lever (Used on 41832 & up)	
6	503939	2	PIVOT, lever pawl (Used on 41832 & up)	
7	507273	2	SPRING, (Used on 41832 & up)	
		1	505722 SLIDE, bearing, R.H. (Used on 58837 & up)	
		1	505723 SLIDE, bearing, L.H.	
8	505722 505723	2	907722 SCREW, mach.	
		2	919310 LOCKWASHER	
		2	916622 NUT	

Continued
21

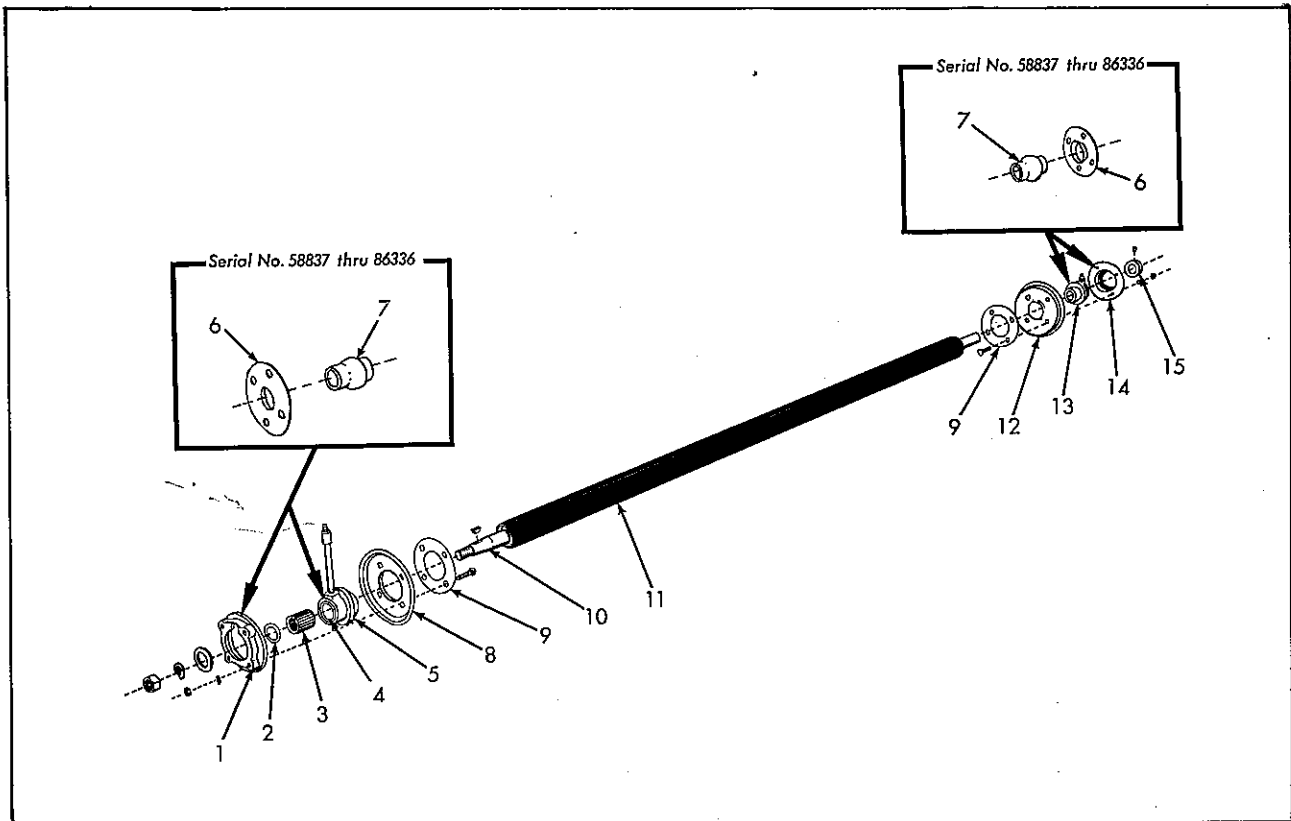
LOWER DRAPER IDLER ROLLER (Cont'd)

ITEM	PART NUMBER	QTY.	DESCRIPTION	ASSEMBLY OR PACKAGE NO.
9	540371	1	ROLLER ASSY., Idler (Incl. item 10 & 16)	
10	535518	2	SHAFT, stub (7/8" x 7-3/8")	
		1	910527 RIVET	
11	516090	2	COLLAR (7/8")	
		1	902872 SETSCREW	
12	910817	2	WASHER, plain	
13	506968	2	BUSHING (used on 58837 & up)	
14	535549	2	SLIDE, bearing (used on 58837 & up)	
		2	907722 SCREW, mach.	
		2	919311 LOCKWASHER	
		2	916622 NUT	
15	507060	2	BEARING ASSY.(used on 58837 & up)	
		2	915276 FITTING, lubrication	
16	535519	2	BUSHING, roller (wood)(1-1/2" x 3-7/8")	
	540312	2	BEARING ASSY.(Incl. items 18, 19 & 20)(used prior to 23801)	
17	501270	1	BEARING ASSY., R.H. (used on 23801 thru 58836)	
	501271	1	BEARING ASSY., L.H. (used on 23801 thru 58836)	
	540406	2	HOUSING, bearing (used prior to 23801)	
18	501029	1	HOUSING, bearing, R.H., (used on 23801 thru 58836)	
	501030	1	HOUSING, bearing, L.H. (used on 23801 thru 58836)	
		1	915276 FITTING, lubrication	
19	507226	2	BEARING, roller (used prior to 58837)	
20	535475	2	CAP, bearing (used prior to 58837)	
21	540639	2	ROD, spring (9/16" x 8-3/4")(used prior to 41832)	
		1	918459 PIN, cotter	
22	540758	2	SPRING (used prior to 41832)	
	540330	1	CLIP, R.H. (used prior to 41832)	
		1	921936 BOLT, carriage	
		1	907378 WASHER	
		1	919312 LOCKWASHER	
23	540331	1	CLIP, L.H. (used prior to 41832)	
		1	921936 BOLT, carriage	
		1	907378 WASHER	
		1	919312 LOCKWASHER	
		1	918465 PIN, cotter	
24	540640	2	LEVER, spring (used prior to 41832)	
		1	918465 PIN, cotter	



LOWER DRAPER DRIVE ROLLER
Used prior to 58837

ITEM	PART NUMBER	QTY.	DESCRIPTION	ASSEMBLY OR PACKAGE NO.
1	516090	1	COLLAR, set (7/8")(Incl. SETSCREW) 1 910544 SETSCREW 1 902872 SETSCREW	
2	535484 535490	2 2	BEARING ASSY.(Incl. HOUSING & items 7 & 8) HOUSING, bearing	
3	535518	1	SHAFT, stub (7/8" x 7-3/8") 1 910527 RIVET	
4	535519	2	BUSHING (wood)(used on 23801 thru 58836) 2 922090 WASHER	
5	----- 500687 500581 540668	1 1 1	ROLLER ASSY.(used on 23801 thru 58836)(1st replacement order 500687, 535484, 514634, 2-514632, 7-514633 & items 1, 8 & 9) ROLLER ASSY.(Incl. ROLLER & items 3, 4 & 6) ROLLER (used on 23801 thru 58836)	
6	540668	1	SHAFT, roller stub (7/8" x 8-1/8") 1 910518 RIVET	
7	507226	2	BEARING, roller	
8	535475	2	CAP, bearing	
9	540409	1	HUB, sheave 1 919437 NUT 1 917373 LOCKWASHER	
10	----- ----- 540548 514632	1 1 2 2	SHEAVE ASSY.(Incl. SHEAVES & items 9, 11 & 12)(used prior to 23801)(Order components) SHEAVE ASSY.(Incl. SHEAVES & items 9, 11 & 12)(6 bolt holes) (order 514634; 2-514632; 7-514633 & item 9) 1 919437 NUT 1 917373 LOCKWASHER 1 920117 PIN, cotter SHEAVE (8-1/2" Diam.)(3 bolt holes) SHEAVE, (9" diam.)	
11	540457 514633	9 7	SPACER, sheave (used prior to 31829) SPACER, sheave (used on 31829 thru 58836)	
12	540549 514634	1 1	PLATE, reinforcing, sheave PLATE, reinforcing, sheave	



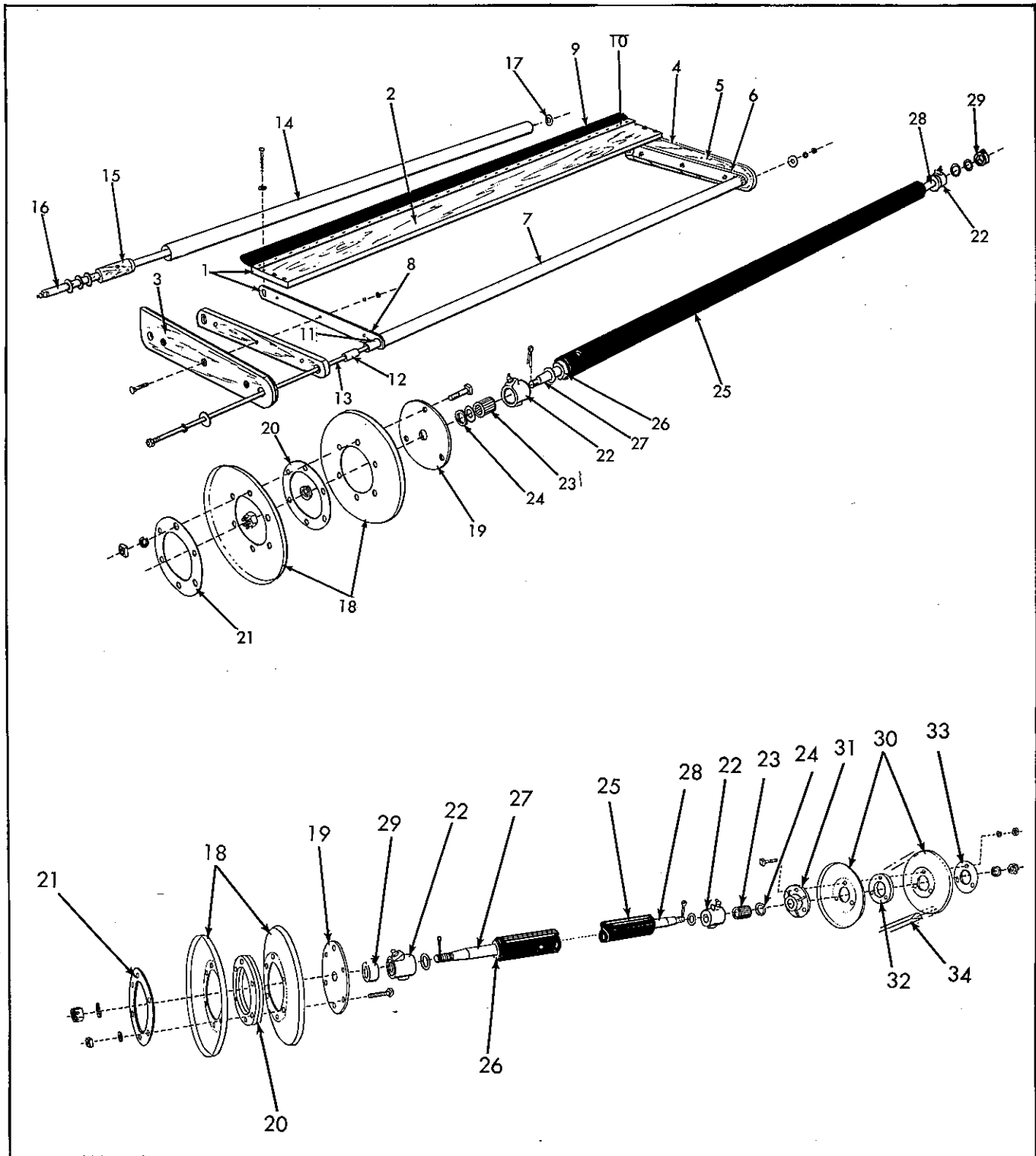
LOWER DRAPER DRIVE ROLLER
Used on 58837 & up

ITEM	PART NUMBER	QTY.	DESCRIPTION	ASSEMBLY OR PACKAGE NO.
1	508935	1	RING, bearing clamp, R.H. (Used on 71337 thru 105898 and some machines after 105898 using bronze bushing with 1" bore)	
	512150	1	RING, bearing clamp, R.H. (f/ROLLER BEARING)(Used 105899 & up; except on machines using bronze bushing with 1" bore)	
2	512149	1	CAP, bearing, R.H. (Used on 105899 & up, except on machines using bronze bushing with 1" bore)	
3	512164	1	BEARING, roller, R.H. (Used 105899 & up, except on machines using bronze bushing with 1" bore)	
4	042829	1	RACE, bearing, R.H. (Used on 105899 & up, except on machines using bronze bushing with 1" bore)	
5	508934	1	BEARING, R.H. (Used on 58837 thru 105898 and some machines after 105898 using bronze bushing with 1" bore)	
	512148	1	BEARING ASSY., R.H. (Incl. items 2, 3 & 4) (Used on 105899 & up; except some machines using bronze bushing with 1" bore)	
6	507885	2	RING, clamp, bearing (Used on 58837 thru 71336)	
			4 913598 BOLT, plow 4 919311 LOCKWASHER	
7	506483	2	BEARING, drive roller (7/8" Bore)(Used on 58837 thru 81336)	
			1 914465 FITTING, lubrication (f/R.H. bearing) 1 901473 NIPPLE, pipe (f/R.H. bearing) 1 901763 COUPLING, pipe (f/R.H. bearing) 1 915273 FITTING, lubrication (f/L.H. bearing)	
8	504047	1	PLATE, clamp, bearing (f/bronze bushing)(Used on 58837 thru 105898 and on machines after 105898 using bronze bushings with 1" bore. One used on L.H. side only; Used on 105898 & up, except as noted above.)	
	512151	1	PLATE, clamp, bearing, R.H. (Used on 105899 & up; except machines using bronze bushing with 1" bore)	

Continued

LOWER DRAPER DRIVE ROLLER (Cont'd)
Used on 58837 & Up

ITEM	PART NUMBER	QTY.	DESCRIPTION	ASSEMBLY OR PACKAGE NO.
9	507088	2	SPACER, bearing	
	507087	1	SHAFT, drive roller (7/8" x 67-21/32")(Used on 58837 thru 71336)	
	512147	1	SHAFT, drive roller (1" x 67-15/16")(Used on 71337 & up)	
10			1 912362 RIVET	
			1 918241 NUT	
			1 917373 LOCKWASHER	
	507086	1	ROLLER ASSY.(Incl. SHAFT, 7/8" Diam.) (Used on 58837 thru 71336)	
	512146	1	ROLLER ASSY.(Incl SHAFT, 1" Diam.) (Used on 71337 & up)	
11	505115	1	ROLLER (2" x 59-3/4", 7/8" bore)(used on 58837 thru 71336)	
	509011	1	ROLLER (2" x 59-3/4", 1" bore)(Used on 71337 & up)	
12	504047	1	PLATE, clamp, bearing, L.H.	
13	-----	-	BEARING, drive roller (bronze)(1" bore)(Used on 71337 thru 105898 and on some machines after 105898 due to parts shortage. 1 Used on 105899 & up for L.H. side only, except as noted above)(order 519833, 512151)	
			1 914465 FITTING, lubrication f/R.H. bearing)	
			1 901473 NIPPLE, pipe (f/R.H. bearing)	
			1 901763 COUPLING, pipe (f/R.H. bearing)	
			1 915273 FITTING, lubrication	
14	508935	-	RING, clamp, bearing, L.H. f/1" bore)(bronze bearing)(Used on 71337 thru 105898 and on some machines after 105898 due to parts shortage. 1 used on L.H. side; 105899 and up except as noted above)	
			4 911698 BOLT	
			4 919311 LOCKWASHER	
	516090	1	COLLAR, set (7/8")(Used on 58837 thru 71336)	
			1 910544 SETSCREW	
			1 902872 SETSCREW	
15	517136	1	COLLAR, set (1")(Used on 71337 & up)	
			1 902872 SETSCREW	



FLOATING FRAME & DRIVE ROLLER
Used on 58837 & up

ITEM	PART NUMBER	QTY.	DESCRIPTION	ASSEMBLY OR PACKAGE NO.
1	-----	1	FRAME ASSY. (Incl. items 2 thru 17) (discontinued-order components)	
2	535510	1	BOARD, cross	
3	501186	1	FRAME ASSY., R.H. (Incl. items 5 & 6)	
			6 910509 SCREW	
			3 921920 BOLT, carriage	
			3 919310 LOCKWASHER	
			3 910509 SCREW	
			3 910531 WASHER, riveting	
			3 916622 NUT	

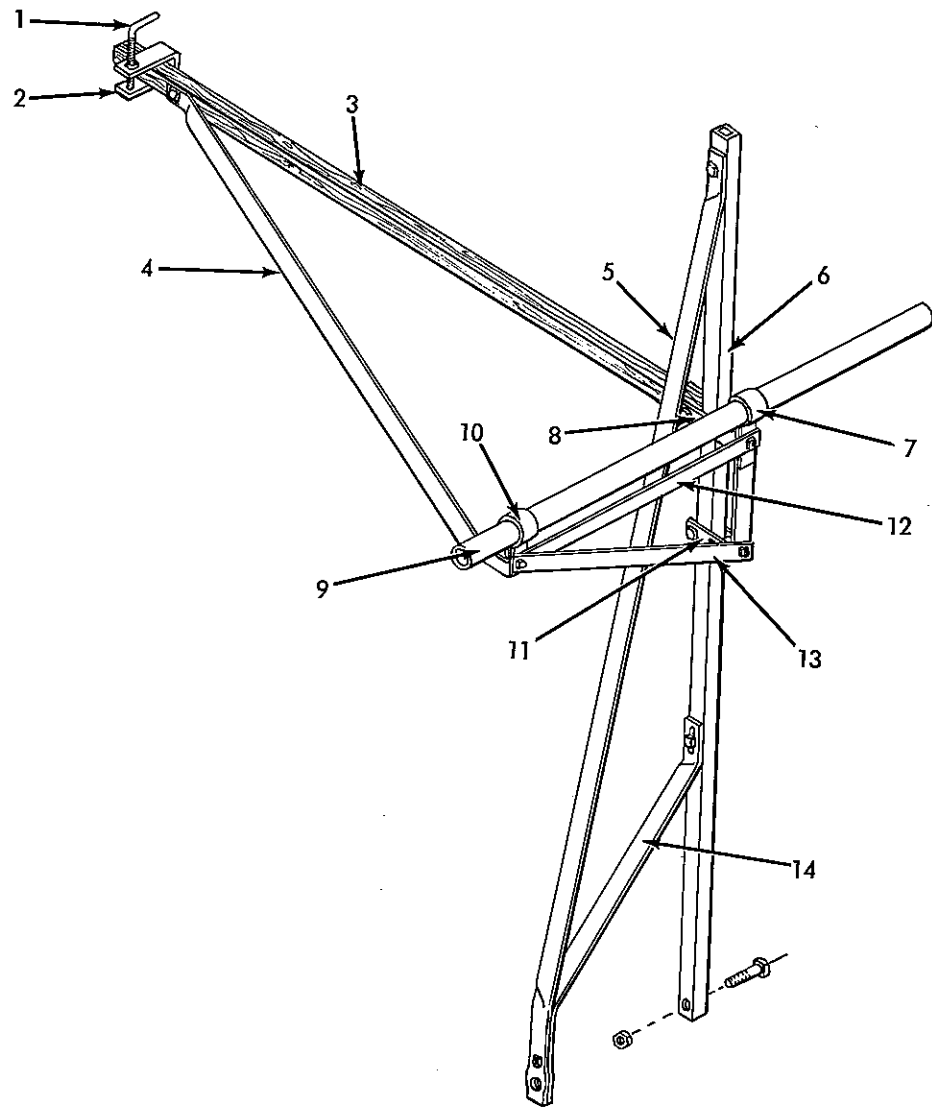
Continued
26

FLOATING FRAME & DRIVE ROLLER (Cont'd)
Used on 58837 & up

ITEM	PART NUMBER	QTY.	DESCRIPTION	ASSEMBLY OR PACKAGE NO.
4	501187	1	FRAME ASSY., L.H. (Incl. items 5 & 6) 3 917397 CAPSCREW 3 919310 LOCKWASHER 3 910509 SCREW 3 910531 WASHER, riveting 3 916622 NUT	
5	501188	2	PLATE, rub	
6	-----	2	RUNNER (order item 3 or item 4) 2 910833 NAIL	
7	535505	1	STIFFENER ASSY. (Incl. item 8) 3 921920 BOLT, carriage 6 919310 LOCKWASHER 6 916622 NUT	
8	535506	2	PLATE	
9	510546	1	STRIP, closure 27 910833 NAIL	
10	500090	1	RETAINER, closure strip 27 910833 NAIL	
11	523107	1	SPACER ASSY., Cylinder side	
12	523107	2	BUSHING, spacer	
13	535538	1	ROD, spreader (3/8" x 62-1/2") 2 916950 NUT 2 916958 WASHER 2 919312 LOCKWASHER	
14	505991	1	ROLLER ASSY., idler (1-5/8" x 5-1/8") (Incl. ROLLER & item 15) 2 922090 WASHER	
15	540676	1	ROLLER, idler (1-5/8" x 5-1/8")	
16	540743	2	BUSHING (wood) (51/64" I.D. x 1-39/64" O.D. x 4" Lg.)	
16	540677	1	SHAFT, idler (3/4" x 59-1/8") 2 919389 WASHER 2 914465 FITTING, lubrication	
17	540459	2	WASHER (felt) 1 922090 WASHER	
18	-----	1	SHEAVE ASSY. (order 514634, 2-514632 & items 19 & 20) 1 919437 NUT 1 917373 LOCKWASHER 1 920117 PIN, cotter	
18	540457	7	SPACER, sheave (4-1/8" O.D.) (Used prior to 31829)	
18	540548	2	SHEAVE (8-1/2" Diam.) (Used prior to 41832) 3 919360 CAPSCREW 3 919312 LOCKWASHER 3 916950 NUT	
19	540409	1	HUB, sheave	
20	514633	7	SPACER, sheave (Used on 31829 & up)	
21	540549	1	PLATE, reinforcing	
22	535484	2	BEARING ASSY. (Incl. HOUSING & items 23 & 24)	
22	535490	2	HOUSING, bearing (Used prior to 58837) 1 914465 FITTING, lubrication or 1 915275 FITTING, lubrication	
23	507226	2	BEARING, roller	
24	535475	2	CAP, bearing	
25	500688	1	ROLLER ASSY. (Incl. ROLLER & items 26, 27 & 28) (Used prior to 23801)	
25	501863	1	ROLLER ASSY. (Incl. ROLLER & items 26, 27 & 28) (Used on 23801 thru 58836)	
25	517688	1	ROLLER ASSY. (Incl. ROLLER & items 26, 27 & 28) (Used on 58837 & up)	
25	500581	1	ROLLER (Covered; 1-15/16" x 59-1/2") (Used prior to 58837) 2 920580 WASHER	
25	505115	1	ROLLER (Covered; 2" x 59-3/4") (Used on 58837 & up) 2 912370 WASHER, plain	
26	535519	2	BUSHING (wood; 7/8" I.D. x 1-1/2" O.D. x 3-7/8 Lg.) (Used prior to 58837)	
26	503155	2	BUSHING (wood; 7/8" I.D. x 1-41/64" O.D. x 3 Lg.) (Used on 58837)	
27	540671	1	SHAFT, stub, R.H. (7/8" x 9-1/8") (Used prior to 23801)	
27	501864	1	SHAFT, stub, R.H. (7/8" x 8-11/16") (Used on 23801 thru 58836) 1 910518 RIVET 2 920580 WASHER, plain	
27	517689	1	SHAFT, stub, R.H. (7/8" x 7-1/8") (Used on 58837 & up) 1 912362 RIVET 2 920580 WASHER	

FLOATING FRAME & DRIVE ROLLER (Cont'd)
Used on 58837 & up

ITEM	PART NUMBER	QTY.	DESCRIPTION	ASSEMBLY OR PACKAGE NO.	
28	540668	1	SHAFT, stub, L.H. (7/8" x 8-1/8")(Used prior to 58837)		
			1 910518 RIVET		
	507318	1	SHAFT, stub, L.H. (7/8" x 6-3/8")(Used on 58837 & up)		
29	516090	1	1 912362 RIVET		
			2 920580 WASHER		
			COLLAR (7/8")(Incl. SETSCREW)		
30	527540	1	1 910544 SETSCREW		
			1 902872 SETSCREW		
	502829	1	SHEAVE ASSY., lower draper (Incl. SHEAVE & items 31, 32 & 33)(Used prior to 31829)		
			SHEAVE ASSY. lower draper (Incl. SHEAVE & items 31, 32 & 33)(Used on 31829 thru 58836)		
			1 919437 NUT		
	31	540547	2	1 917373 LOCKWASHER	
				1 920117 PIN, cotter	
SHEAVE, lower draper (6-1/2" Diam.)(Used prior to 58837)					
3 919360 CAPSCREW					
31	540415	1	3 919312 LOCKWASHER		
			3 916950 NUT		
			HUB, sheave (Used prior to 58837)		
			1 919437 NUT		
32	502804	6	1 917373 LOCKWASHER		
33	535527	1	1 920117 PIN, cotter		
34	501470	1	SPACER (3-1/8" Diam.)(Used prior to 58837)		
			PLATE, reinforcing (Used prior to 58837)		
			BELT, lower draper (Used prior to 58837)		



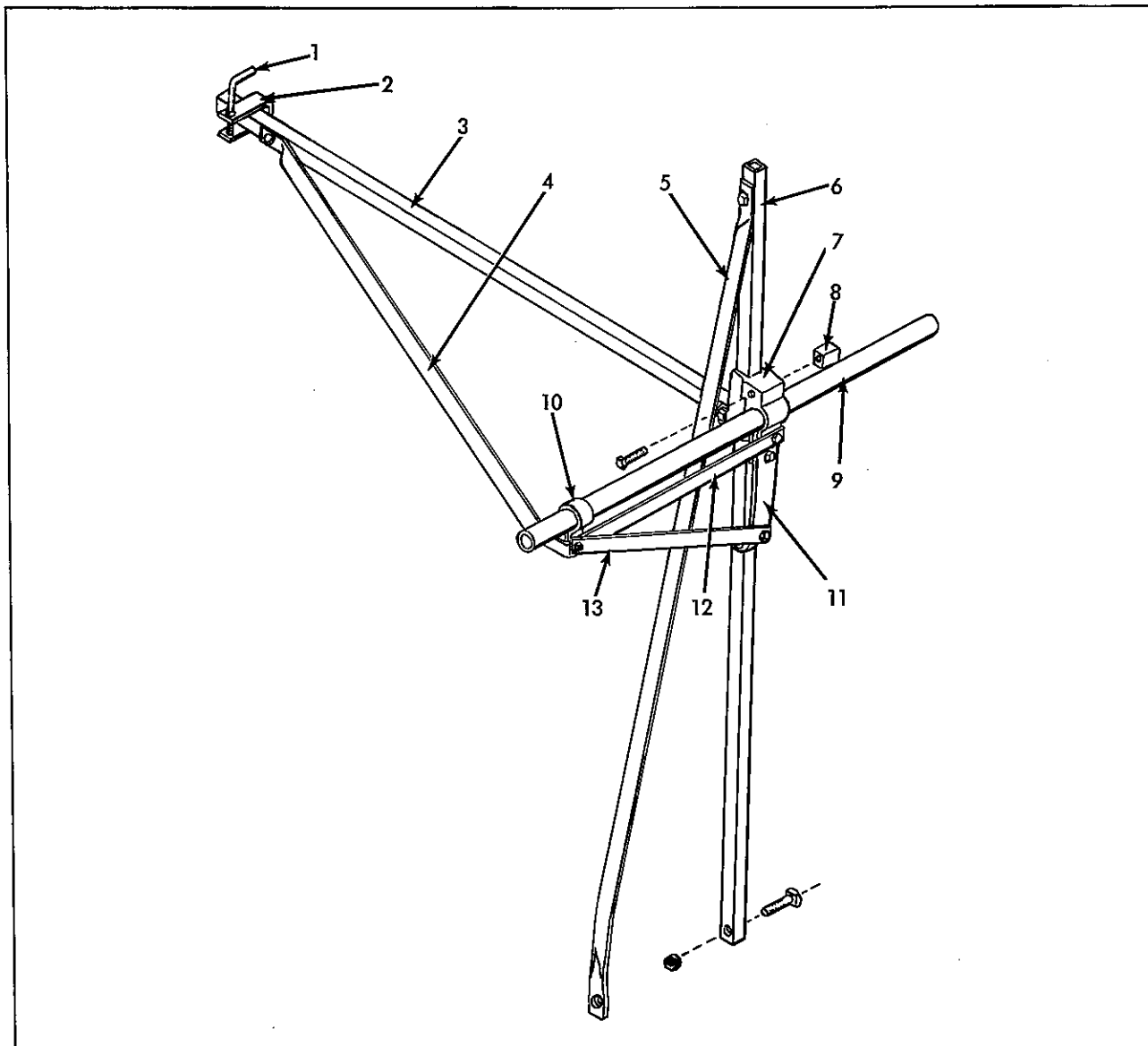
REEL SUPPORT POST & BEARING
Used prior to 15551

ITEM	PART NUMBER	QTY.	DESCRIPTION	ASSEMBLY OR PACKAGE NO.
1	540648	1	SCREW, adjusting clamp	
		1	916950 NUT	

Continued
29

REEL SUPPORT POST & BEARING (Cont'd)
Used prior to 15551

ITEM	PART NUMBER	QTY.	DESCRIPTION	ASSEMBLY OR PACKAGE NO.
2	502191	1	U-CLAMP	
			1 919368 CAPSCREW	
			1 916966 LOCKWASHER	
3	A5D-16014	1	ARM, adjusting (Not stocked)	
			1 921934 BOLT, carriage	
			1 916950 NUT	
4	540703	1	BRACE, adjusting arm	
5	540698	1	BRACE, post, upper (Used prior to 15551)	
			1 917398 CAPSCREW	
			1 917642 WASHER	
			1 919311 LOCKWASHER	
			1 916622 NUT	
6	540697	1	POST (1" x 54-1/2") (Used prior to 7399)	
			1 919987 CAPSCREW	
			1 918432 WASHER	
			1 917373 LOCKWASHER	
			2 918241 NUT	
7	S5D-16008	1	CLAMP, inner (Not stocked)	
			1 907731 CAPSCREW	
			1 919312 LOCKWASHER	
			1 916950 NUT	
8	S5D-16011	1	U-CLAMP, upper (Not stocked)	
9	540700	1	BEARING (1.3150 O.D. x 31-5/8" lg.)	
10	540701	1	CLAMP, outer	
			1 917400 CAPSCREW	
			1 919312 LOCKWASHER	
			1 916950 NUT	
11	S5D-16010	1	U-CLAMP, lower (Not Stocked)	
12	S5D-16012	1	SPACER, bearing clamp (Not Stocked)	
			1 907731 CAPSCREW	
			1 919312 LOCKWASHER	
			1 916950 NUT	
13	540702	1	BRACE, bearing	
			1 921934 BOLT, carriage	
			1 919312 LOCKWASHER	
			1 917378 WASHER	
			1 916950 NUT	
14	540699	1	BRACE, post, lower	
			1 907729 CAPSCREW	
			1 919311 LOCKWASHER	
			1 918214 SCREW, mach.	
			1 919310 LOCKWASHER	
			1 916622 NUT	

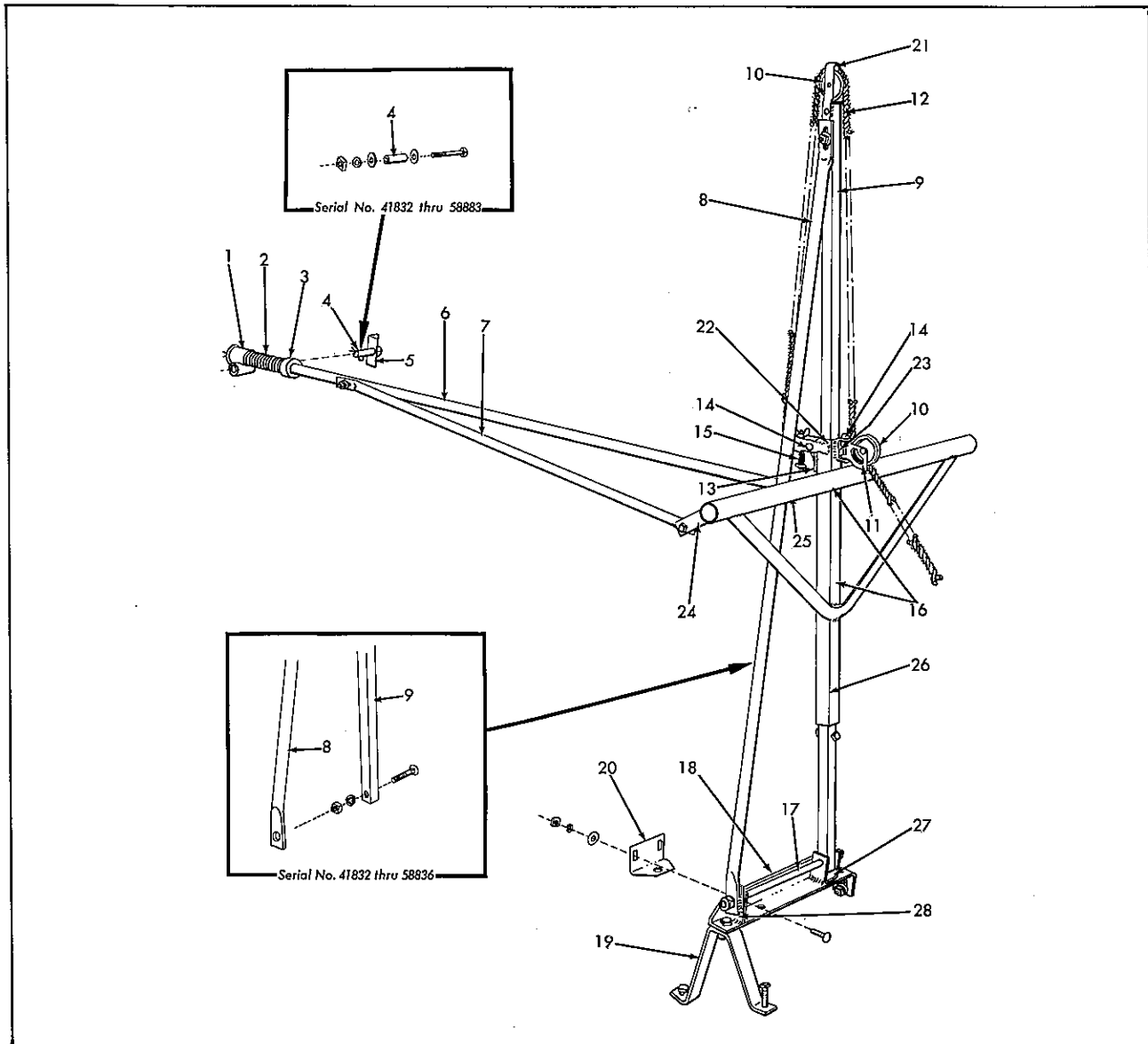


REEL SUPPORT POST & BEARING
Used on 15551 thru 41831

ITEM	PART NUMBER	QTY.	DESCRIPTION	ASSEMBLY OR PACKAGE NO.
1	540648	1	SCREW, adjusting clamp	
		1	916950 NUT	
2	502191	1	U-CLAMP, reel adjusting (used on 23801 thru 41831)	
		1	917404 CAPSCREW	
		1	916966 LOCKWASHER	
		1	916951 NUT	
3	501273	1	ARM, reel adjusting	
		1	919354 CAPSCREW	
		1	919311 LOCKWASHER	
		1	917372 NUT	
	501277	1	BRACE, reel adjusting arm (Used on 15551 thru 23800)	
	502386	1	BRACE, reel adjusting arm (Used on 23801 thru 41831)	
		1	917398 CAPSCREW	
		1	919354 CAPSCREW	
4		2	919311 LOCKWASHER	
		2	917642 WASHER	
		2	917372 NUT	
5	502384	1	BRACE, post, upper	
		1	917398 CAPSCREW	
		1	919311 LOCKWASHER	
		1	917642 WASHER	
		1	917372 NUT	

REEL SUPPORT POST & BEARING (Cont'd)
Used on 1551 thru 41831

ITEM	PART NUMBER	QTY.	DESCRIPTION	ASSEMBLY OR PACKAGE NO.	
6	540697	1	POST, reel (Used on 1551 thru 23800)		
			1 919987 CAPSCREW		
			1 918241 NUT		
			1 918432 WASHER		
	501259	1	POST, reel (Used on 23801 thru 41831)		
			1 922203 BOLT, carriage		
			1 918431 WASHER		
			1 916966 LOCKWASHER		
	7	500726	1	BRACKET, reel adjusting	
	8	500727	1	WEDGE, adjusting	
9	540700	1	BEARING (1.315" O.D. x 31-5/8" Lg.) (Used on 1551 thru 23800)		
10	517747	1	BEARING (1.315" O.D. x 29" Lg.) (Used on 23801 thru 41831)		
11	540701	1	CLAMP, outer bearing (Used on 1551 thru 41831)		
11	501280	1	GUIDE, adjusting bracket		
			1 916940 BOLT, carriage		
			1 916947 BOLT, carriage		
			1 919444 BOLT, carriage		
			3 919312 LOCKWASHER		
			3 916950 NUT		
12	501281	1	SPACER, bearing, clamp (Used on 1551 thru 23800)		
	501871	1	SPACER, bearing clamp (Used on 23801 thru 41831)		
	501282	1	BRACE, reel bearing (Used on 1551 thru 23800)		
	501872	1	BRACE, reel bearing (Used on 23801 thru 41831)		
13			2 907731 CAPSCREW		
			2 917378 WASHER		
			2 919312 LOCKWASHER		
			2 916950 NUT		



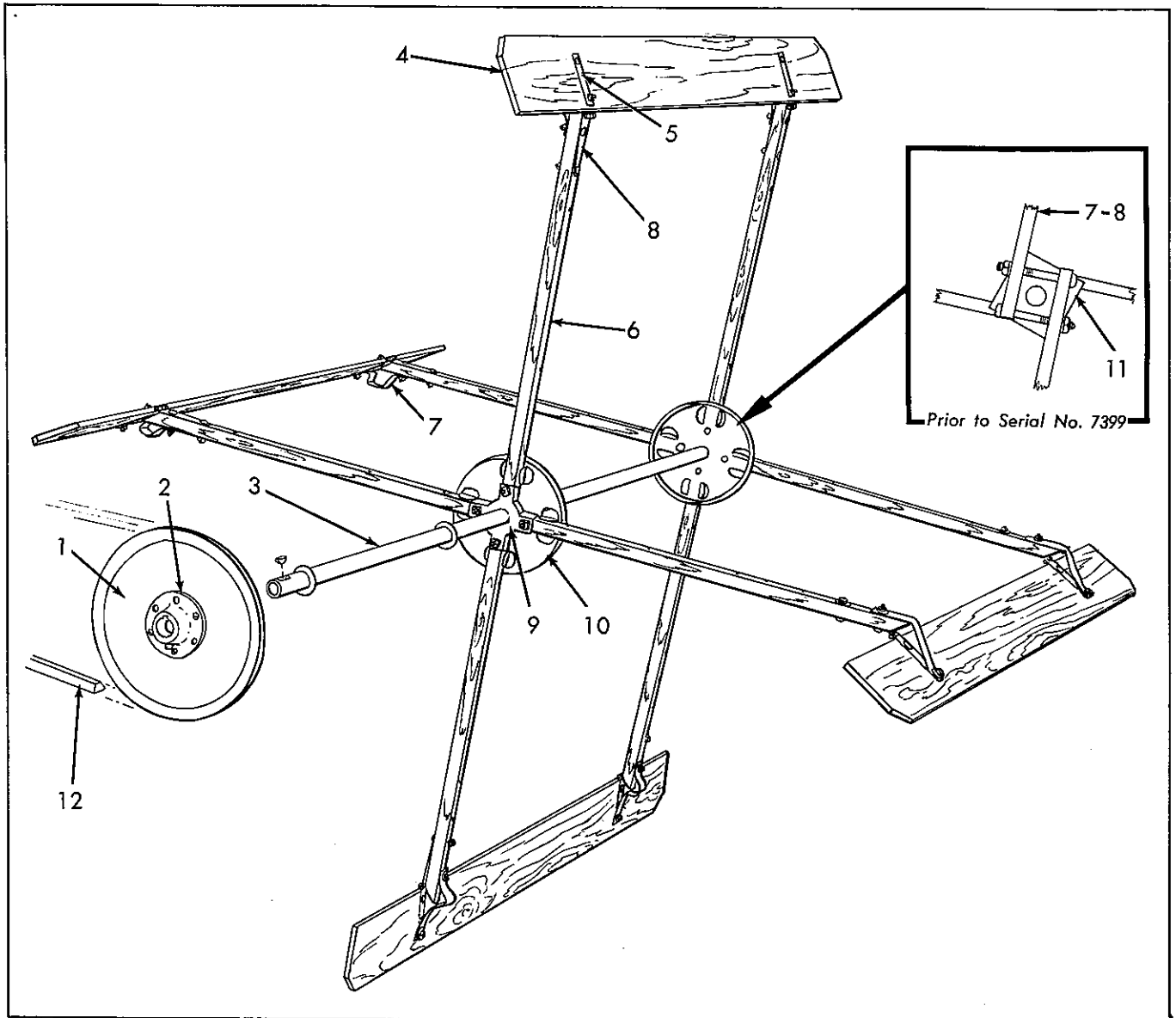
REEL SUPPORT POST & BEARING
Used on 41832 & up

ITEM	PART NUMBER	QTY.	DESCRIPTION	ASSEMBLY OR PACKAGE NO.
-	503973	1	SUPPORT ASSY., Reel (Incl. Items 1, 2, 3, 6, 7, 9 thru 16 & 21 thru 26)(Used on 23801 thru 58836)	
1	503798	1	PIVOT, arm (Used on 41832 thru 58836)	
		1	916607 CAPSCREW	
		1	916958 WASHER	
		1	919312 LOCKWASHER	
		1	916950 NUT	
2	507099	1	PIVOT, arm (Used on 58837 & up)	
2	503960	1	SPRING, arm	
3	516090	1	COLLAR, set (7/8")	
4	540571	1	BEARING, pivot (Used on 41832 thru 58836)	
		1	916607 CAPSCREW	
		2	916958 WASHER	
		1	919312 LOCKWASHER	
		1	916950 NUT	
5	507197	1	PIN, arm pivot (Used on 58837 & up)	
		1	916951 NUT	
		1	916966 LOCKWASHER	
		1	918458 PIN, cotter	
5	507198	1	BRACKET, pivot (Used on 58837 & up)	
		2	917397 CAPSCREW	
		2	919311 LOCKWASHER	
		2	916950 NUT	

Continued
33

REEL SUPPORT POST & BEARING (Cont'd)
Used on 41832 & up

ITEM	PART NUMBER	QTY.	DESCRIPTION	ASSEMBLY OR PACKAGE NO.
6	521101	1	ARM, reel adjusting (Used on 41832 thru 58836)	
	507067	1	ARM, reel adjusting (Used on 58837 & up)	
		1	907731 CAPSCREW	
		1	916950 NUT	
		1	918459 PIN, cotter	
7		1	912370 WASHER	
	503958	1	BRACE, adjusting arm (Used on 41832 thru 58836)	
	507068	1	BRACE, adjusting arm (Used on 58837 & up)	
		1	917398 CAPSCREW	
		1	917642 WASHER	
8		1	919311 LOCKWASHER	
		1	916431 CAPSCREW	
		2	917372 NUT	
	502384	1	BRACE, reel post (58" Lg.)(Used on 41832 thru 58836)	
	507065	1	BRACE, reel post (51-3/8" Lg.) (Used on 58837 & up)	
9		1	917398 CAPSCREW	
		1	917642 WASHER	
		1	919311 LOCKWASHER	
		1	917372 NUT	
	503972	1	POST ASSY.(57-1/2" Lg.)(Incl. items 10 & 21)(Used on 41832 thru 58836)	
10	507062	1	POST ASSY.(55-1/2" Lg.)(Incl. items 10 & 21)(Used 58837 & up)	
	503955	1	POST ASSY.(57-1/2" Lg.)(Incl. item 21)(Used 41832 thru 58836)	
	507063	1	POST ASSY.(55-1/2" Lg.)(Incl. item 21)(Used on 58837 & up)	
		1	922203 BOLT, carriage	
		1	916966 LOCKWASHER	
11		1	916951 NUT	
	503952	1	PULLEY ASSY.(Incl. PULLEY & Item 11)	
12	535582	2	PULLEY	
		1	911084 RIVET	
13	503791	1	HOUSING, pulley	
14	503962	1	CORD, operating (5/16" x 156")	
15	503786	1	LATCH, reel	
		1	921924 BOLT, carriage	
		1	917377 WASHER	
		1	915015 NUT, wing	
	503953	2	PIVOT, swivel pulley & latch	
16		1	918448 PIN, cotter	
	503954	1	SPRING, latch	
17	503944	1	BEARING ASSY.(Incl. items 22 thru 26)(Used on 41832 thru 58836)	
	507092	1	BEARING ASSY.(Incl. items 22 thru 26)(Used on 58837 & up)	
18	507257	1	ROD, pivot (1/2" x 12")(Used on 58837 & up)	
		2	916951 NUT	
		2	916966 LOCKWASHER	
	512143	1	BRACKET ASSY., pivot (Incl. items 27 & 28)	
		1	907731 CAPSCREW	
19		1	917378 WASHER	
		1	919312 LOCKWASHER	
		1	918212 CAPSCREW	
		1	918199 LOCKWASHER	
		1	916950 NUT	
20		1	918213 NUT	
	52232	1	BRACE, pivot bracket	
		1	907731 CAPSCREW	
21		1	919312 LOCKWASHER	
		1	916950 NUT	
	512139	1	BRACKET, adjusting, bell crank (Used on 105899 & up)	
		2	916947 BOLT, carriage	
22		2	917378 WASHER	
		2	919312 LOCKWASHER	
23	503957	1	BRACKET, upper pulley	
24	503949	1	BRACKET, latch	
25	503950	1	BRACKET, swivel pulley	
26	503947	1	CLIP, arm brace	
27	503948	1	CLIP, adjusting, arm	
28	503946	1	GUIDE	
	507260	1	U-CLIP, pivot bracket	
	507261	1	CLIP, pivot	

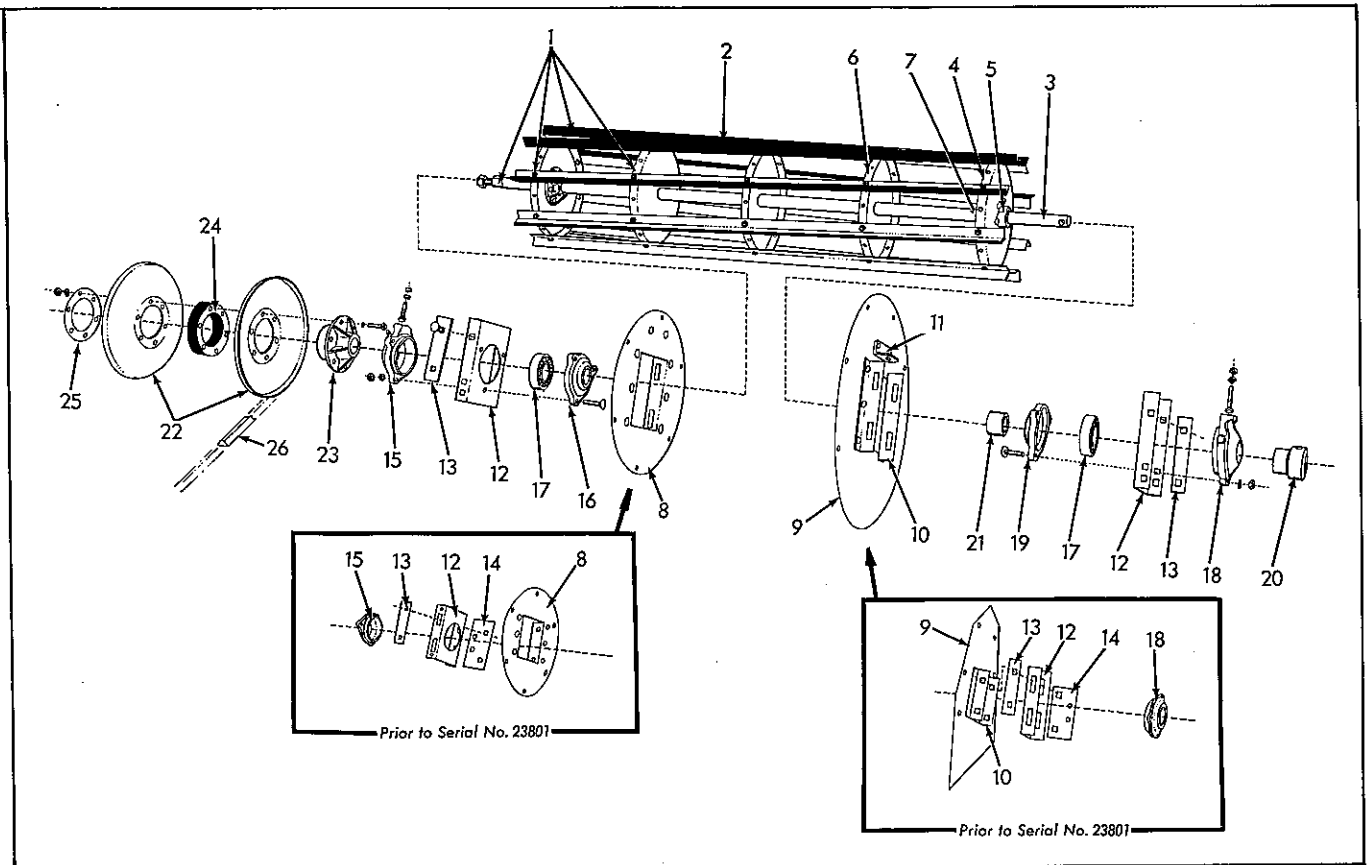


REEL

ITEM	PART NUMBER	QTY.	DESCRIPTION	ASSEMBLY OR PACKAGE NO.
1	535503	1	SHEAVE (11" Diam.)	
			6 922026 SCREW, mach.	
			6 917365 LOCKWASHER	
			6 901310 NUT	
	540427	1	HUB, sheave (Used prior to 135924	
			1 910544 SETSCREW	
			1 910545 KEY	
2	517950	1	HUB, sheave (Used on 135924 & up)	
			1 902872 SETSCREW	
			1 910545 KEY, Hi-Pro	
	500328	1	SHAFT ASSY. (Incl. item 10) (Used on 15551 thru 23800)	
	514470	1	SHAFT ASSY. (Incl. item 10) (Used on 23801 & up)	
3			2 910824 WASHER, plain	
	540696	1	SHAFT, (1.05" x 72") (Used on 7399 & up)	
	540747	2	BAT (No. 1) (Used prior to 7399)	
	540748	2	BAT (No. 2) (Used prior to 7399)	
			4 901287 SCREW, mach.	
			6 901310 NUT	
			2 910968 SCREW, mach.	
4	500322	4	BAT (Used on 7399 & up)	
			2 916944 BOLT, carriage	
			2 919322 BOLT, carriage	
			4 917377 WASHER	
			4 919310 LOCKWASHER	

REEL (Cont'd)

ITEM	PART NUMBER	QTY.	DESCRIPTION	ASSEMBLY OR PACKAGE NO.
5	500327	8	PLATE (Used on 7399 & up)	
	500323	8	ARM ASSY.(Incl. ARM & item 7 & 8)(Used on 7399 & up)	
		1	916944 BOLT, carriage	
		1	919322 BOLT, carriage	
		1	919311 LOCKWASHER	
		2	919310 LOCKWASHER	
	540749	8	ARM (Used prior to 7399)	
		1	910539 SCREW, mach.	
		1	911254 SCREW, mach.	
		1	922103 CAPSCREW	
6		3	917365 LOCKWASHER	
		3	901310 NUT	
		1	919311 LOCKWASHER	
		1	917372 NUT	
	515008	8	ARM(Used on 7399 & up)	
		1	921920 BOLT, carriage	
		1	921921 BOLT, carriage	
		1	917398 BOLT, carriage	
		2	917377 WASHER	
		2	919310 LOCKWASHER	
7		1	917642 WASHER	
		1	919311 LOCKWASHER	
		1	917372 NUT	
		2	916622 NUT	
	540468	8	STRAP, arm (Used prior to 7399)	
	500326	8	STRAP, arm (Used prior to 7399)	
	-----	8	HINGE (Used prior to 7399)(Order 500325)	
		1	910539 SCREW, mach.	
		2	911254 SCREW, mach.	
		2	901287 SCREW, mach.	
8		1	910968 SCREW, mach.	
		6	901310 NUT	
	500325	8	HINGE (Used on 7399 & up)	
		1	921920 BOLT, carriage	
		1	921921 BOLT, carriage	
		1	919322 BOLT,	
		1	916944 BOLT, carriage	
		4	917377 WASHER	
		4	919310 LOCKWASHER	
		4	916621 NUT	
9	507274	2	PLATE, clamp	
10	507091	2	HUB	
11	540560	1	PLATE, arm spacing (Used prior to 7399)	
12	502436	1	BELT	



CYLINDER
Used prior to 58837

ITEM	PART NUMBER	QTY.	DESCRIPTION	ASSEMBLY OR PACKAGE NO.
1	501144	1	CYLINDER ASSY.(w/o sheaves)(Used prior to 23801)	
	505869	1	CYLINDER ASSY.(Incl. BEARINGS & PLATES)(Used on 23801 thru 58836)	
	12	919318	CAPSCREW	
	12	919311	LOCKWASHER	
2	503328	8	BAR (Vulcanized)	
	504721	8	BAR (Special heavy covering)	
	5	921984	CAPSCREW	
	5	916602	NUT	
3	500511	24	COVERING, bar (riveted) 504311	
	7	911008	RIVET	
	505441	1	BAR SET, standard (Incl. eight 503328)	
4	505120	1	BAR SET, special heavy (Incl. eight 504721)	
	501145	1	SHAFT(1-1/2" x 73-1/8")	
5	540376	2	HEAD ASSY., outer (Incl. item 5)	
6	540425	2	HUB, cylinder head	
	6	910523	RIVET	
7	540558	3	HEAD, intermediate	
	540753	2	KEY, taper (Used prior to 15551)	
	501146	2	KEY, gib (Used on 15551 thru 58836)	
	500192	1	PLATE ASSY., Side R.H. (Incl. PLATE & item 10)(Used prior to 23801)	
8	6	908127	CAPSCREW	
	6	919312	LOCKWASHER	
	6	916950	NUT	
	501896	1	PLATE ASSY., R.H. (Incl. PLATE & item 10 & 11)(Used prior to 23801 thru 58836)	
9	6	919318	CAPSCREW	
	6	919311	LOCKWASHER	
	6	917372	NUT	
	500194	1	PLATE, side, R.H. (Used prior to 23801)	
6	908127	CAPSCREW		
6	919312	LOCKWASHER		
6	916950	NUT		

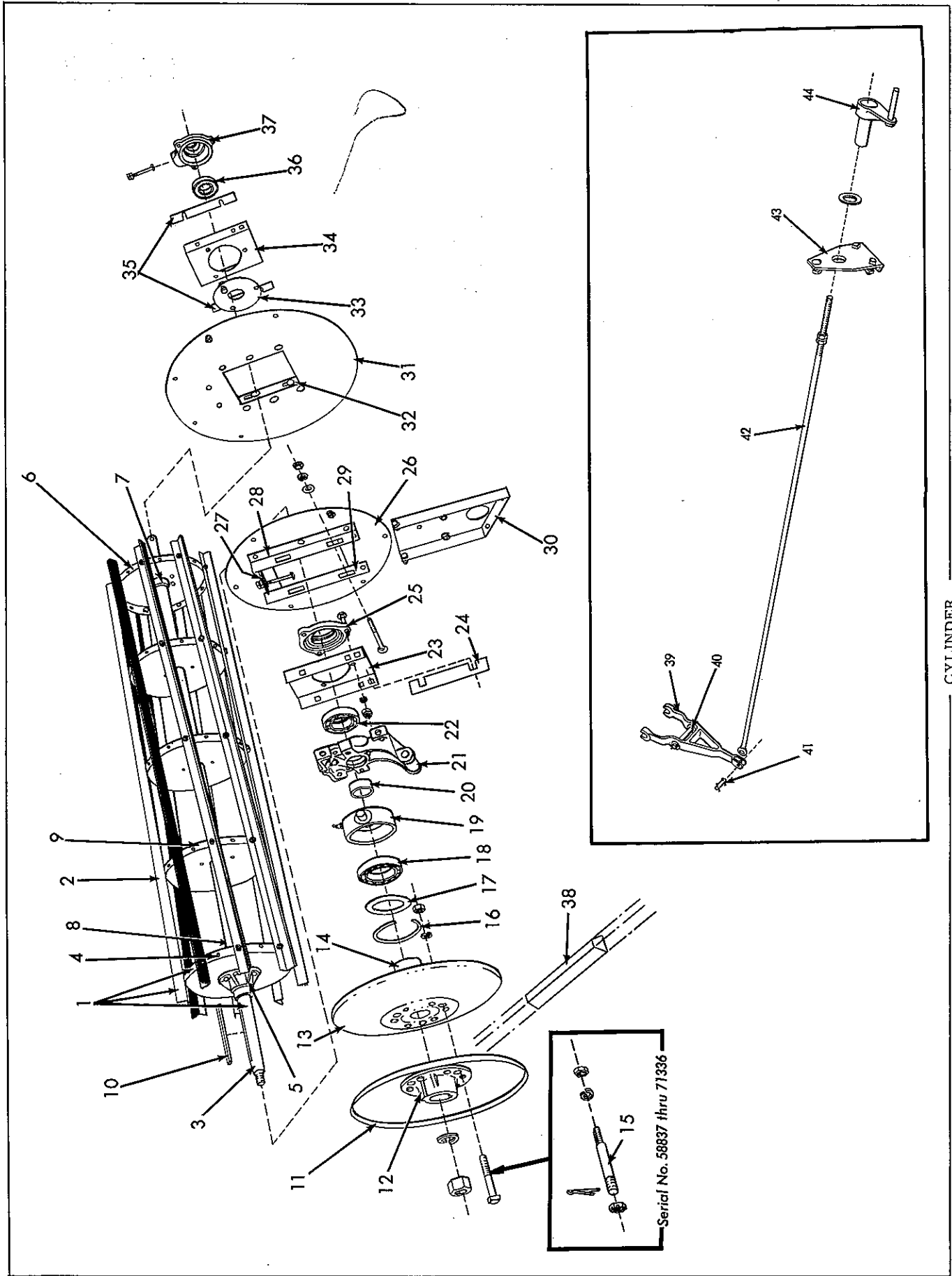
CYLINDER (Cont'd)

ITEM	PART NUMBER	QTY.	DESCRIPTION	ASSEMBLY OR PACKAGE NO.		
9	500193	1	PLATE ASSY., Side, L.H. (Incl. PLATE & Item 10)(Used prior to 23801)			
		2	916431 CAPSCREW			
		1	907722 SCREW, mach.			
		2	919318 CAPSCREW			
		5	917397 CAPSCREW			
		9	919311 LOCKWASHER			
		1	919310 LOCKWASHER			
		9	917372 NUT			
		1	916622 NUT			
		9	501897	1	PLATE ASSY., L.H. (Incl. PLATE & Items 10 & 11) (Used on 23801 thru 58836)	
7	919318 CAPSCREW					
7	919311 LOCKWASHER					
10	500195	1	PLATE, Side, L.H. (Used prior to 23801)			
		2	916431 CAPSCREW			
		1	907722 SCREW, mach.			
		2	919318 CAPSCREW			
		5	917397 CAPSCREW			
		9	919311 LOCKWASHER			
		1	919310 LOCKWASHER			
		9	917372 NUT			
		1	916622 NUT			
		10	501899	1	PLATE, L.H. (Used on 23801 thru 58836)	
4	500196 ANGLE, support (Used prior to 23801)					
11	501900	3	910519 RIVET			
		4	ANGLE, support (Used on 23801 thru 58836)			
11	501901	3	910925 RIVET			
		2	CLIP, (Used on 23801 thru 58836)			
12	540557	2	BRACKET, bearing slide (used prior to 23801)			
		4	916947 BOLT			
		4	919312 LOCKWASHER			
		4	916950 NUT			
		12	507105	2	BRACKET, bearing slide (used on 23801 thru 58836)	
				4	916947 BOLT	
				4	919312 LOCKWASHER	
				4	917378 WASHER	
		13	540680	4	SHIM, bearing bracket (Used prior to 23801)	
				4	SHIM, slide bracket (used on 23801 thru 58836)	
14	540681	2	PLATE, adjusting (Used prior to 23801)			
		1	540416 HOUSING, bearing, R.H. (used prior to 23801)			
15	501933	3	921934 BOLT			
		3	919312 LOCKWASHER			
		1	914465 FITTING, lubrication			
		1	HOUSING, bearing R.H. (used on 23801 thru 58836)			
		3	921934 BOLT			
		3	919312 LOCKWASHER			
		1	910993 BOLT			
		1	910306 NUT			
		1	915273 FITTING, lubrication			
		16	540418	1	CAP, bearing housing, R.H.	
2	507221 BEARING, ball					
18	501934	1	HOUSING, bearing, L.H. (used prior to 23801)			
		3	921934 BOLT, carriage			
		3	919312 LOCKWASHER			
		3	916950 NUT 1 915273 FITTING, lube			
		1	HOUSING, bearing L.H. (used on 23801 thru 58836)			
		3	921934 BOLT, carriage			
		3	919312 LOCKWASHER			
		1	910993 BOLT, carriage			
		1	910306 NUT			
		1	914465 FITTING, lubrication			
19	540419	1	CAP, bearing housing, L.H.			
20	540407	1	COLLAR, cylinder, L.H. outer			
21	540585	1	COLLAR, cylinder, L.H. Inner			
		1	910544 SETSCREW			
22	500519	1	SHEAVE ASSY.(Incl. SHEAVE & items 23 thru 25)(Used prior to 23801)			
		1	502595 SHEAVE ASSY.(Incl. SHEAVE & items 23 thru 25)(Used on 23801 thru 58836)			
		1	910317 KEY			
		1	904325 NUT			
		1	912430 PIN, cotter			

Continued

CYLINDER (Cont'd)
Used prior to 58837

ITEM	PART NUMBER	QTY.	DESCRIPTION	ASSEMBLY OR PACKAGE NO.
22	540555	2	SHEAVE (11" Diam.)(Used prior to 23801)	
			6 910948 CAPSCREW	
			6 916950 NUT	
	502592	3	SHEAVE (11" Diam.)(Used on 23801 thru 58836)	
			6 921972 CAPSCREW	
			6 916950 NUT	
23	500515	1	HUB, sheave	
	502597	1	HUB, sheave (Used on 23801 thru 58836)	
			1 910317 KEY	
			1 904325 NUT	
			1 912430 PIN, cotter	
24	540463	13	SPACER (3-7/8" Diam) (Used prior to 7399)	
	500517	13	SPACER (5" Diam.) (used on 7399 thru 58836)	
25	535521	1	PLATE, reinforcing	
26	502432	1	BELT, cylinder (used prior to 23801)	
	502433	1	BELT (used on 23801 thru 58836)	



CYLINDER

CYLINDER
Used on 58837 & up

ITEM	PART NUMBER	QTY.	DESCRIPTION	ASSEMBLY OR PACKAGE NO.	
1	517658	1	CYLINDER ASSY.(Incl. items 2, 3, 4, 6, 8, 9, 10, 11, 13, 16, 29, 30, 31, 33, 34, 36 & 37)		
			5 919413 BOLT, carriage		
			1 919414 BOLT, carriage		
			4 917397 CAPSCREW		
			4 919318 CAPSCREW		
			14 919311 LOCKWASHER		
			14 917372 NUT		
		507101	1	CYLINDER ASSY.(1/2" x 75-1/2")(Incl. items 2 thru 9)(Used prior to 86337)	
		510303	1	CYLINDER ASSY.(1-5/8" x 75-1/2")(Incl. items 2, 3, 4, 6, 8, & 9) (Used on 86337 & up)	
	2	503328	8	BAR, cylinder (regular)	
504721		8	BAR, cylinder (heavy covering)		
			5 921984 CAPSCREW		
			5 916602 NUT		
			5 919312 LOCKWASHER		
3	505441	1	BAR SET, standard (Incl. eight 503328)		
	505120	1	BAR SET, special heavy (Incl. eight 504721)		
4	509872	1	SHAFT, cylinder (1-1/2" x 75-1/2")(Used on 58837 thru 86336)		
	528851	1	SHAFT, cylinder (1-5/8" x 75-1/2")(Used on 86337 & up)		
5	540376	1	HEAD ASSY. R.H. (1-1/2" bore)(Incl. item 5)(Used on 58837 thru 86336)		
	510305	1	HEAD ASSY., R.H. (1-5/8" bore)(Incl. item 5)(Used on 86337 & up)		
6	540425	1	HUB, outer head, R.H. (1-5/8" bore)(Used on 58837 thru 86336)		
	510233	1	HUB, outer head, R.H. (1-5/8" bore)(Used on 86337 & up)		
7			6 910523 RIVET		
	540376	1	HEAD ASSY., L.H. (Incl. item 7)(Used on 58837 thru 86336)		
8	510306	1	HEAD ASSY., L.H. (1-5/8" bore)(Incl. item 7)(Used on 86337 & up)		
	540425	1	HUB, outer head, L.H. (1-1/2" bore)(Used on 58837 thru 86336)		
9	510234	1	HUB, outer head, L.H. (1-5/8" bore)(Use on 86337 & up)		
			6 910523 RIVET		
10	501146	2	KEY, (3/8" x 5/16" x 2-5/16")		
	510307	3	HEAD, intermediate (1-5/8" bore)(Used on 86337 & up)		
11	507272	2	KEY, (5/16" x 5/16" x 5-7/8")		
	507113	1	SHEAVE ASSY., outer (Incl. SHEAVE & item 12)(Used on 58837 thru 86336)		
	524140	1	SHEAVE ASSY., outer (Incl. SHEAVE & item 12)(Used on 86337 & up)		
			1 921696 NUT		
			1 922020 LOCKWASHER		
		524142	1	SHEAVE	
				3 913613 RIVET	
		507256	1	HUB, sheave, outer (Used on 58837 thru 86336)	
		517948	1	HUB, sheave, outer (Used on 86337 & up)	
				1 921696 NUT	
12			1 922020 LOCKWASHER		
	507112	1	SHEAVE ASSY., inner (Incl. SHEAVE & item 14)(Used on 58837 thru 71336)		
	509043	1	SHEAVE ASSY., inner (Incl. SHEAVE & item 14)(Used on 71337 thru 86336)		
			1 914465 FITTING, lubrication		
	524141	1	SHEAVE ASSY., inner (Incl. SHEAVE & item 14) (Used on 86337 & up)		
13			3 920207 BOLT		
			3 916966 LOCKWASHER		
			1 914465 FITTING, lubrication		
			3 916951 NUT		
	506932	1	SHEAVE		
14			3 913613 RIVET		
	507255	1	HUB, inner (1-3/8" bore)(used on 58837 thru 71336)		
	508988	1	HUB, inner (1-3/8" bore)(used on 71337 thru 86336)		
			1 914465 FITTING, lubrication		
	510237	1	HUB, inner (1-1/2" bore)(used on 86337 & up)		
15	508992	3	PIN, sheave (5/8" x 3-9/16")(Replaces 507114 PIN; interchangeable) (used on 58837 thru 71336)		
			1 916950 NUT		
			1 903556 NUT		
			1 918452 PIN, cotter		
			1 916966 LOCKWASHER		
16	507116	1	RING, snap		
17	510314	1	SEAL, bearing, sheave (used on 86337 & up)		
18	210736	1	BEARING, cylinder sheave (used on 58837 thru 86336)		
	510313	1	BEARING, cylinder sheave (used on 86337 & up)		
19	506972	1	HOUSING, cylinder sheave bearing (used on 58837 thru 86336)		
			1 915273 FITTING, lubrication		

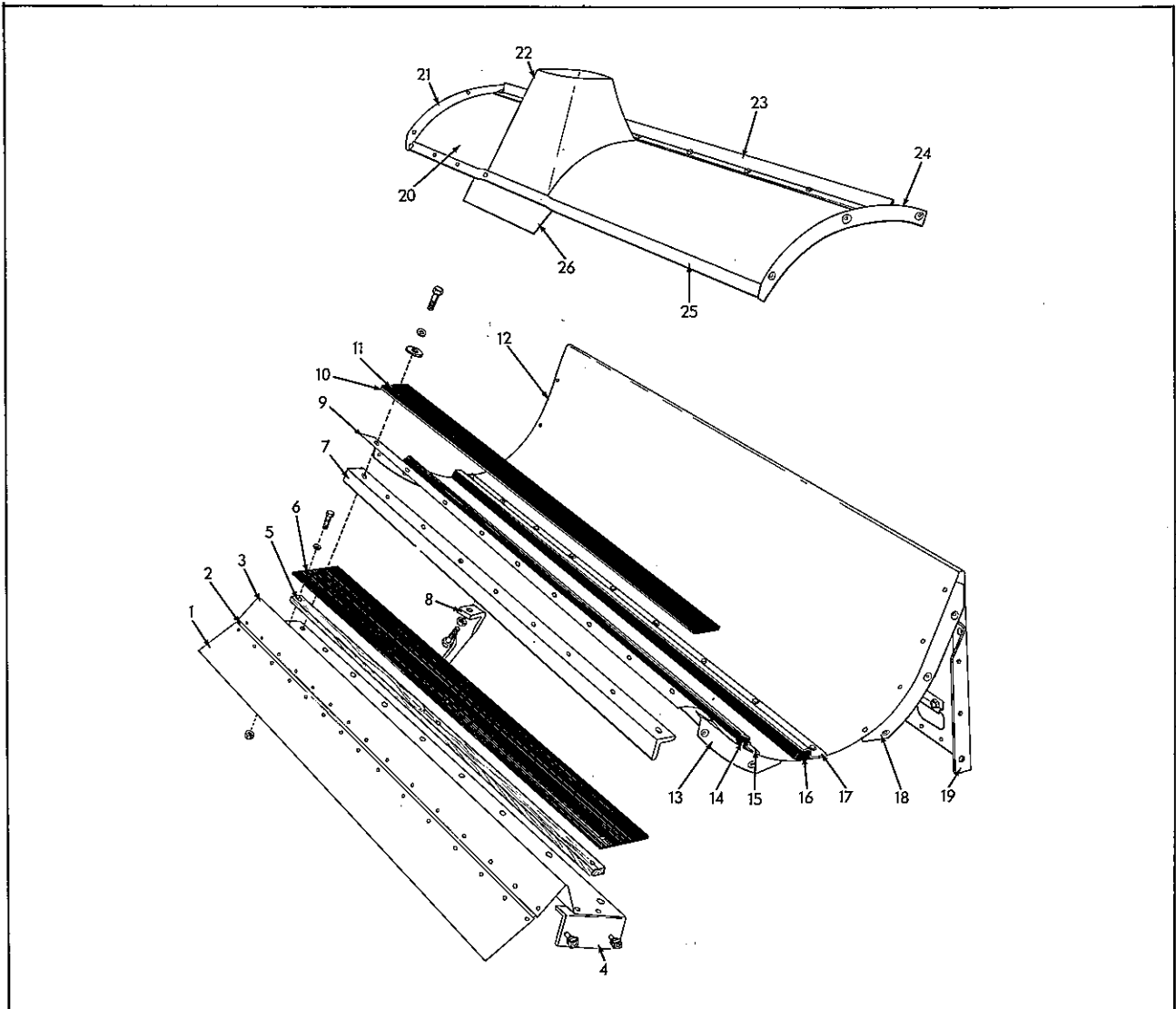
CYLINDER (Cont'd)
Used on 58837 & up

ITEMS	PART NUMBER	QTY.	DESCRIPTION	ASSEMBLY OR PACKAGE NO.
20	507111	1	COLLAR, outer R.H. (1-3/8" bore)(Used on 58837 thru 86336)	
	510310	1	COLLAR, outer R.H. (1-1/2" bore)(Used on 86337 & up)	
21	510235	1	HOUSING, bearing, R.H. (f/1-5/8" shaft)	
		2	913606 BOLT	
		2	918213 LOCKWASHER	
		1	913601 BOLT	
		1	910306 NUT	
		1	915273 FITTING, lubrication	
		2	918430 WASHER	
22	507221	1	BEARING, R.H. (f/1-1/2" shaft)(Used on 58837 thru 86336)	
	528519	1	BEARING, R.H. (f/1-5/8" shaft)(used on 86337 & up)	
23	507104	1	BRACKET, bearing slide, R.H.	
24	507110	2	SHIM, bearing bracket, R.H.	
	540419	1	CAP, housing, R.H. (f/1-1/2" shaft)(Used on 58837 thru 86336)	
	510236	1	CAP, housing, R.H. (f/1-5/8" shaft)(used on 86337 & up)	
25		3	921934 BOLT, carriage	
		3	919312 LOCKWASHER	
		3	916950 NUT	
	525052	1	PLATE ASSY., R.H. (Incl. PLATE & items 27 thru 29)	
		5	921934 BOLT, carriage	
		1	919414 BOLT, carriage	
26		6	919311 LOCKWASHER	
		6	917372 NUT	
	507107	1	PLATE, R.H.	
27	501901	2	CLIP, bearing side	
		2	910297 RIVET	
28	525045	1	ANGLE, support, R.H. front	
		3	910925 RIVET	
29	525045	1	ANGLE, support, R.H. rear	
		3	910925 RIVET	
30	510317	1	PLATE, side brace, R.H. (Used on 86337 & up)	
		2	908127 CAPSCREW	
		1	919414 BOLT, carriage	
		2	919318 CAPSCREW	
		2	919312 LOCKWASHER	
		3	919311 LOCKWASHER	
		2	916950 NUT	
		3	917372 NUT	
	501897	1	PLATE ASSY., L.H. (Incl. PLATE & items 27 & 32)	
	501899	1	PLATE, L.H.	
31		4	919318 CAPSCREW	
		4	917397 CAPSCREW	
		8	919311 LOCKWASHER	
		8	917372 NUT	
32	501900	2	ANGLE, support	
		3	910925 RIVET	
33	507270	1	CAP, housing, L.H. (f/1-1/2" shaft)(Used on 58837 thru 86336)	
	510308	1	WASHER, housing retainer, L.H. (f/1-5/8" shaft)(Used on 86337 & up)	
34	507105	1	BRACKET, bearing slide, L.H.	
		4	916947 BOLT, carriage	
		4	917378 WASHER	
		4	919312 LOCKWASHER	
		4	916950 NUT	
35	501903	2	SHIM, bearing bracket, L.H.	
36	507223	1	BEARING, L.H.	
37	507103	1	HOUSING, bearing, L.H.	
		3	917400 CAPSCREW	
		3	919312 LOCKWASHER	
		1	914465 FITTING, lubrication	
		3	916950 NUT	
38	508971	1	BELT, cylinder	
39	507029	1	YOKE, adjusting	
40	507119	1	PIN, yoke (5/8" x 4-3/4")	
		2	918458 PIN, cotter	
41	916585	1	PIN, adjusting rod (1/2" x 1-15/32")	
		2	918452 PIN, cotter	
42	507120	1	ROD, adjusting (1/2" x 64")	
		2	916951 NUT	
		1	916966 LOCKWASHER	
43	509003	1	BRACKET, adjusting rod	
		2	907731 CAPSCREW	
		1	916947 BOLT, carriage	
		3	919312 LOCKWASHER	
		3	916950 NUT	

Continued

CYLINDER (Cont'd)
Used on 58837 & up

ITEM	PART NUMBER	QTY.	DESCRIPTION	ASSEMBLY OR PACKAGE NO.
44	507122	1	CRANK ASSY., adjusting	
		1	922094 WASHER	



CONCAVE & CYLINDER HOUSING
Used prior to 23801

ITEM	PART NUMBER	QTY.	DESCRIPTION	ASSEMBLY OR PACKAGE NO.	
1	-----	1	APRON ASSY.(Incl. APRON & items 2, 3 & 4)(Used prior to 15551) (Order 501092)		
	501092	1	APRON ASSY.(Incl. APRON & items 2, 3 & 4)		
		4	919311 LOCKWASHER		
		4	919318 CAPSCREW		
		4	917372 NUT		
	540514	1	APRON (used prior to 23801)		
		15	910541 RIVET		
	2	540450	3	HINGE, apron extension (canvas)(used prior to 23801)	
		30	910541 RIVET		
	3	501093	1	EXTENSION, apron (used prior to 23801)	
4		2	910311 RIVET		
	540615	2	ANGLE, support, apron (used prior to 23801)		
		4	919318 CAPSCREW		
		4	919311 LOCKWASHER		
		4	917372 NUT		

Continued

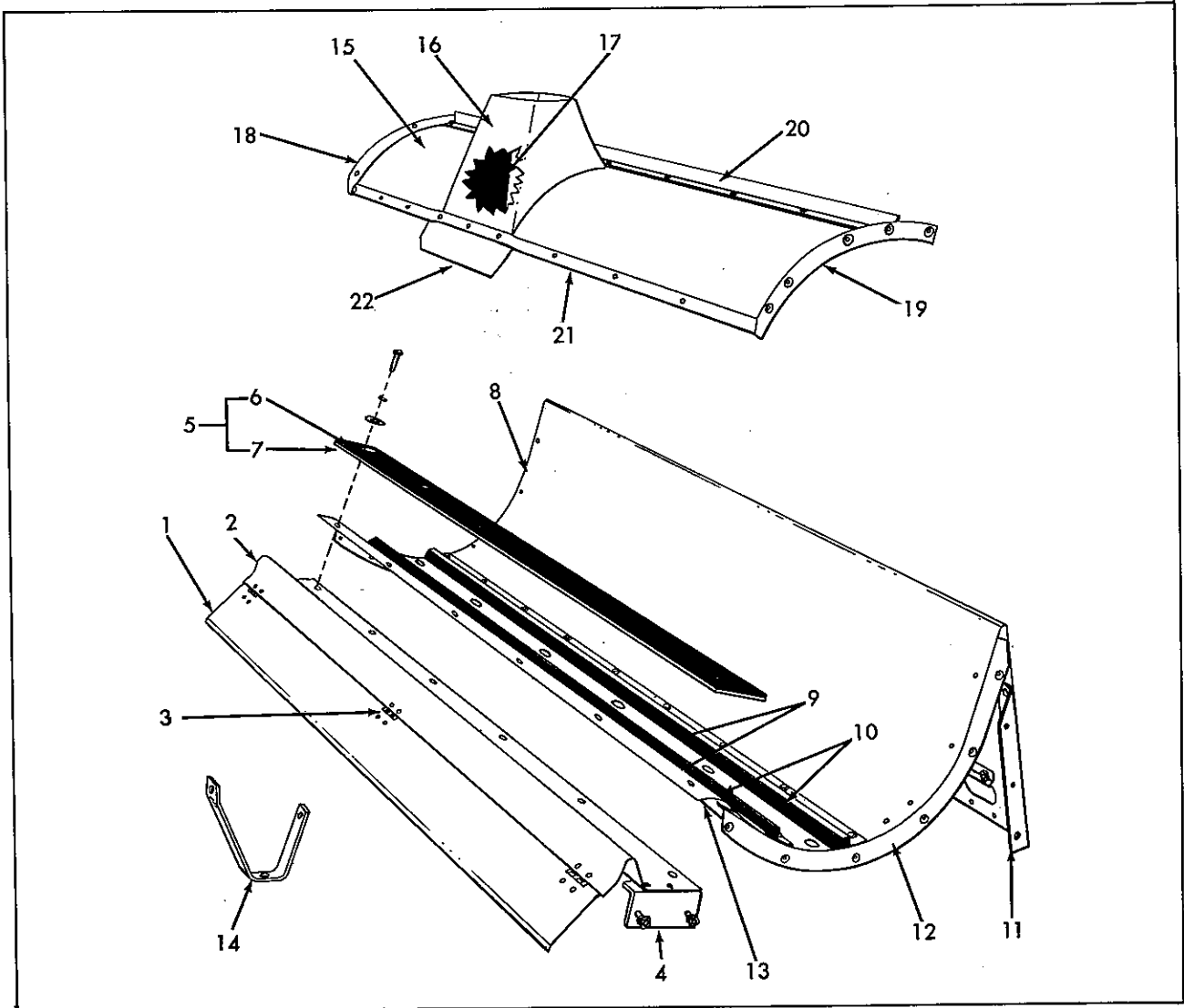
CONCAVE & CYLINDER HOUSING (Cont'd)
Used prior to 23801

ITEM	PART NUMBER	QTY.	DESCRIPTION	ASSEMBLY OR PACKAGE NO.
5	540737	1	SHIM, cover, apron (wood)(Used prior to 15551)	
6	540451	1	COVER, apron (rubber)(Used prior to 15551)	
7	501094	1	ANGLE, stiffener (Used prior to 23801)	
8	540617	1	SUPPORT, center (Used prior to 23801)	
			1 921176 CAPSCREW	
			1 919423 NUT	
			2 907731 CAPSCREW	
			2 919312 LOCKWASHER	
			2 916950 NUT	
	501095	1	CONCAVE ASSY., front (Incl. CONCAVE & items 13, 14 & 15) (Used on prior to 23800)	
			4 919318 CAPSCREW	
			4 919311 LOCKWASHER	
			4 917372 NUT	
9	501096	1	CONCAVE, front (Used prior to 23801)	
			2 910311 RIVET	
			2 917397 CAPSCREW	
			2 919311 LOCKWASHER	
			2 917372 NUT	
10	540349	1	PLATE ASSY., ledger (Incl. PLATE & item 11)(Used prior to 23801)	
			9 900589 SCREW (Used prior to 15551)	
			9 917642 WASHER, plain (Used prior to 15551)	
			9 921950 CAPSCREW, (Used on 15551 thru 58837)	
			9 920283 WASHER, plain (Used on 15551 thru 58837)	
			9 919311 LOCKWASHER	
11	540455	1	LAGGING, ledger plate (Used prior to 23801)	
			24 910541 RIVET	
	540348	1	CONCAVE ASSY., rear (Incl CONCAVE, BEARING ASSY. & items 18 & 19)(Used prior to 23801)	
			6 919318 CAPSCREW	
			5 917397 CAPSCREW	
			11 919311 LOCKWASHER	
			11 917372 NUT	
12	540515	1	CONCAVE, rear (Used prior to 23801)	
			8 910311 RIVET	
			4 910990 RIVET	
	540625	1	SUPPORT, front, L.H. (Used prior to 23801)	
	540624	1	SUPPORT, front, R.H. (Used prior to 23801)	
13			1 917397 CAPSCREW	
			1 919311 LOCKWASHER	
			1 917372 NUT 1 910311 RIVET	
14	535533	1	RUBBER, concave, front (large)	
15	513658	1	BAR, front (large)	
			3 917397 CAPSCREW	
			8 910286 LOCKWASHER	
			8 917372 NUT	
16	540452	1	RUBBER, concave, rear (small)(Used prior to 23801)	
17	540618	1	BAR, rear (small)(Used prior to 23801)	
			8 919318 CAPSCREW	
			8 919311 LOCKWASHER	
			8 917372 NUT	
	540628	1	ANGLE, corner filler, L.H. (used prior to 23801)	
	501195	1	ANGLE, corner filler, R.H. (Used prior to 23801)	
18			2 919318 CAPSCREW	
			2 919311 LOCKWASHER	
			2 917372 NUT 2 910990 RIVET	
	540627	1	SUPPORT, concave, rear, L.H. (Used prior to 23801)	
19	540626	1	SUPPORT, concave, rear, R.H. (Used prior to 23801)	
			4 910311 RIVET	
	540351	1	HOUSING ASSY.(Incl. HOUSING & items 21 thru 26)(Used prior to 15551)	
	501123	1	HOUSING ASSY.(Incl. HOUSING & items 21 thru 26) (Used on 15551 thru 23800)	
20	540517	1	HOUSING (Used prior to 1551)	
	501124	1	HOUSING (Used on 15551 thru 23800)	
			8 910282 RIVET	
21	540710	1	ANGLE, front, R.H.	
			2 910296 RIVET	
			2 910282 RIVET	
	500679	1	HOPPER ASSY. (Used prior to 15551)	
22	501126	1	HOPPER ASSY.(Used on 15551 & up)	
			2 901149 RIVET	
			2 910296 RIVET	

Continued

CONCAVE & CYLINDER HOUSING (Cont'd)
Used prior to 23801

ITEM	PART NUMBER	QTY.	DESCRIPTION	ASSEMBLY OR PACKAGE NO.
23	540622	1	ANGLE, stiffener 6 910296 RIVET	
24	540709	1	ANGLE, front, L.H. 2 910296 RIVET 2 910282 RIVET	
25	500276	1	BAR, reinforcing (Used prior to 15551)	
	501125	1	BAR, reinforcing (Used on 15551 thru 23800)	
26	501314	1	DEFLECTOR (Used on 15551 thru 23800)	

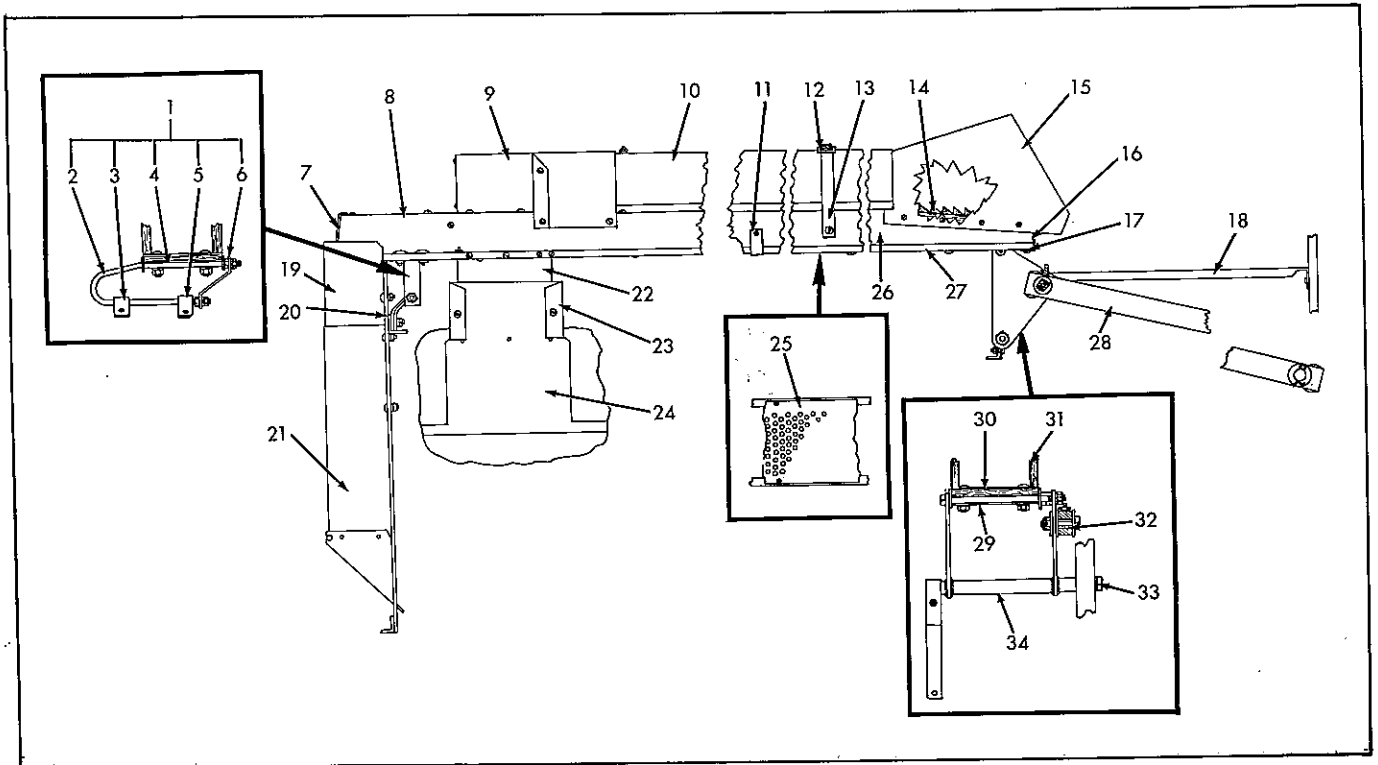


CONCAVE & CYLINDER HOUSING
Used on 23801 & up

ITEM	PART NUMBER	QTY.	DESCRIPTION	ASSEMBLY OR PACKAGE NO.
1	501815	1	APRON ASSY. (Incl. APRON & items 2, 3 & 4)	
			4 916431 CAPSCREW	
			4 919311 LOCKWASHER	
			4 917372 NUT	
2	501778	1	APRON, concave	
			6 910280 RIVET	
3	501779	1	EXTENSION, apron	
			6 910280 RIVET	
			2 910282 RIVET	
3	535584	3	HINGE	
4	901767	1	ANGLE, support, ledger plate	
			4 916431 CAPSCREW	
			4 919311 LOCKWASHER	
			4 917372 NUT	
			2 910282 RIVET	

CONCAVE & CYLINDER HOUSING (Cont'd)
Used on 23801 & up

ITEM	PART NUMBER	QTY.	DESCRIPTION	ASSEMBLY OR PACKAGE NO.
5	501904	1	PLATE ASSY., ledger (Incl. items 6 & 7) 6 921950 CAPSCREW 6 920283 WASHER 6 919311 LOCKWASHER 6 917372 NUT	
6	-----	1	LAGGING, ledger 507628 29 910541 RIVET	
7	-----	1	PLATE, ledger (w/o LAGGING)(order item 5)	
	514687	1	CONCAVE ASSY.(Incl. CONCAVE & items 9 thru 13) 2 910925 RIVET 6 900767 RIVET 4 910282 RIVET 1 910296 RIVET 6 910516 RIVET 3 910989 RIVET	
8	517610	1	CONCAVE 20 910516 RIVET 4 910925 RIVET	
9	527623	1	REINFORCEMENT, concave	
	535533	2	RUBBER, Concave	
10	513658	2	BAR, concave 2 917397 CAPSCREW 7 919318 CAPSCREW 9 919311 LOCKWASHER 9 917372 NUT	
11	501763	1	SUPPORT, concave, rear L.H.	
	501764	1	SUPPORT, concave, rear R.H. 6 910516 RIVET	
	510321	1	SUPPORT, concave, R.H. 5 910516 RIVET 5 910282 RIVET 1 910296 RIVET	
12	501769	1	SUPPORT, concave, L.H. 5 910516 RIVET 6 900767 RIVET	
13	501766	1	ANGLE, transverse 4 910925 RIVET	
14	517112	1	BRACE, support 2 907731 CAPSCREW 1 916947 BOLT, carriage 1 917378 WASHER 3 919312 LOCKWASHER 3 916950 NUT	
15	526382	1	HOUSING 13 910516 RIVET 4 910296 RIVET 3 910989 RIVET 6 900767 RIVET	
16	526383	1	BOOT ASSY., (Incl. item 17) 3 910989 RIVET 2 910516 RIVET	
17	502370	1	CUSHION, rubber 4 911008 RIVET 3 910989 RIVET	
18	501752	1	ANGLE, R.H. 3 910516 RIVET 2 910296 RIVET	
19	501753	1	ANGLE, L.H. 3 910516 RIVET 2 910296 RIVET	
20	501750	1	ANGLE, reinforcing 7 910516 RIVET 2 910296 RIVET	
21	501751	1	STRIP, reinforcing 5 910516 RIVET 2 910296 RIVET 3 910989 RIVET	
22	526381	1	DEFLECTOR 3 910989 RIVET	



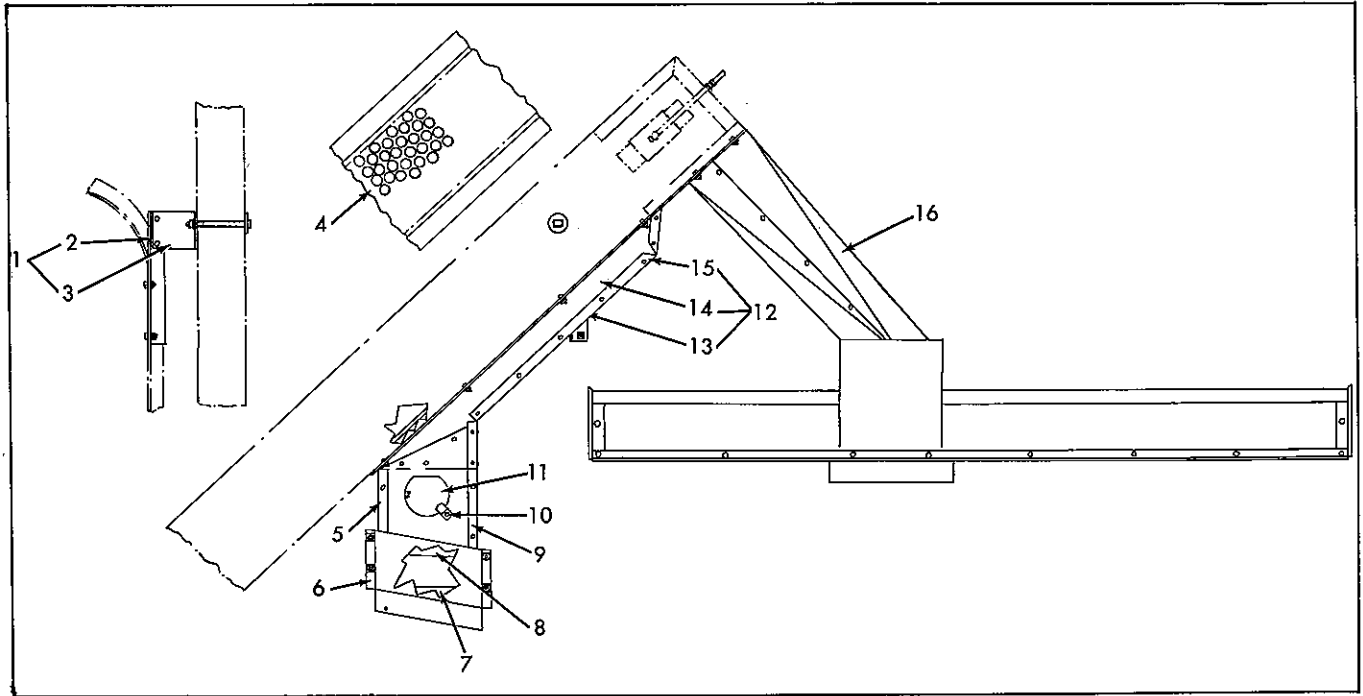
TAILINGS CLEANER
Used prior to 15551

ITEM	PART NUMBER	QTY.	DESCRIPTION	ASSEMBLY OR PACKAGE NO.
-	500278	1	CLEANER ASSY.	
1	500271	1	ROCKER ASSY., Lower (Incl. items 2 thru 6)	
		2	921908 BOLT, carriage	
		2	919310 LOCKWASHER	
		2	916622 NUT	
	S5D-15796	1	U-BOLT, lower rocker (Used prior to 7098)(Not stocked)	
		4	916602 NUT	
		4	919312 LOCKWASHER	
		4	917378 WASHER	
2	500272	2	STUD, lower rocker (Used on 7098 thru 15550)	
		4	916602 NUT	
		4	919312 LOCKWASHER	
3	S5D-15798	1	CLIP, U-Bolt, front (Used prior to 7098)(Not stocked)	
4	500274	1	CLIP, stud, lower rocker, front (Used on 7098 thru 15550)	
5	S5D-16059	1	SPACER, clip, rear (Used on 7098 thru 15550)(Not stocked)	
5	S5D-15799	1	CLIP, U-Bolt, rear (Used prior to 7098)(Not stocked)	
5	500275	1	CLIP, stud, lower rocker, rear (Used on 7098 thru 15550)	
6	S5D-15797	1	CLIP, U-Bolt, lower rocker (Used prior to 7098)(Not stocked)	
		2	916602 NUT	
	500273	2	CLIP, stud, lower rocker (Used on 7397 thru 15550)	
7	R5D-16137	1	END, L.H. (Not stocked)	
8	R5D-16060	1	EXTENSION, sieve (Not stocked)	
		10	902567 SCREW	
9	A5D-16073	1	COVER ASSY. (Not stocked)	
		8	902567 SCREW (Used prior to 7098)	
		6	916944 BOLT (Used on 7698 thru 15550)	
		6	919310 LOCKWASHER	
		6	916622 NUT	
10	R5D-16067	1	COVER, cleaner (Not stocked)	
		1	908295 CAPSCREW	
		1	919310 LOCKWASHER	
		1	916622 NUT	
11	S5D-16077	2	CLIP, tie (Not stocked)	
		2	916944 BOLT, carriage	
		2	919310 LOCKWASHER	
		2	916622 NUT	
12	K5D-16068	1	STRAP ASSY. (Used prior to 7098)(Not stocked)	
	500269	2	CLIP, tie (long) (Used on 7098 thru 15550)	
		1	917451 SCREW, mach.	
13		1	917377 WASHER	
		1	919310 LOCKWASHER	
	500270	1	BAR, tie clip	
		2	916952 NUT	

Continued

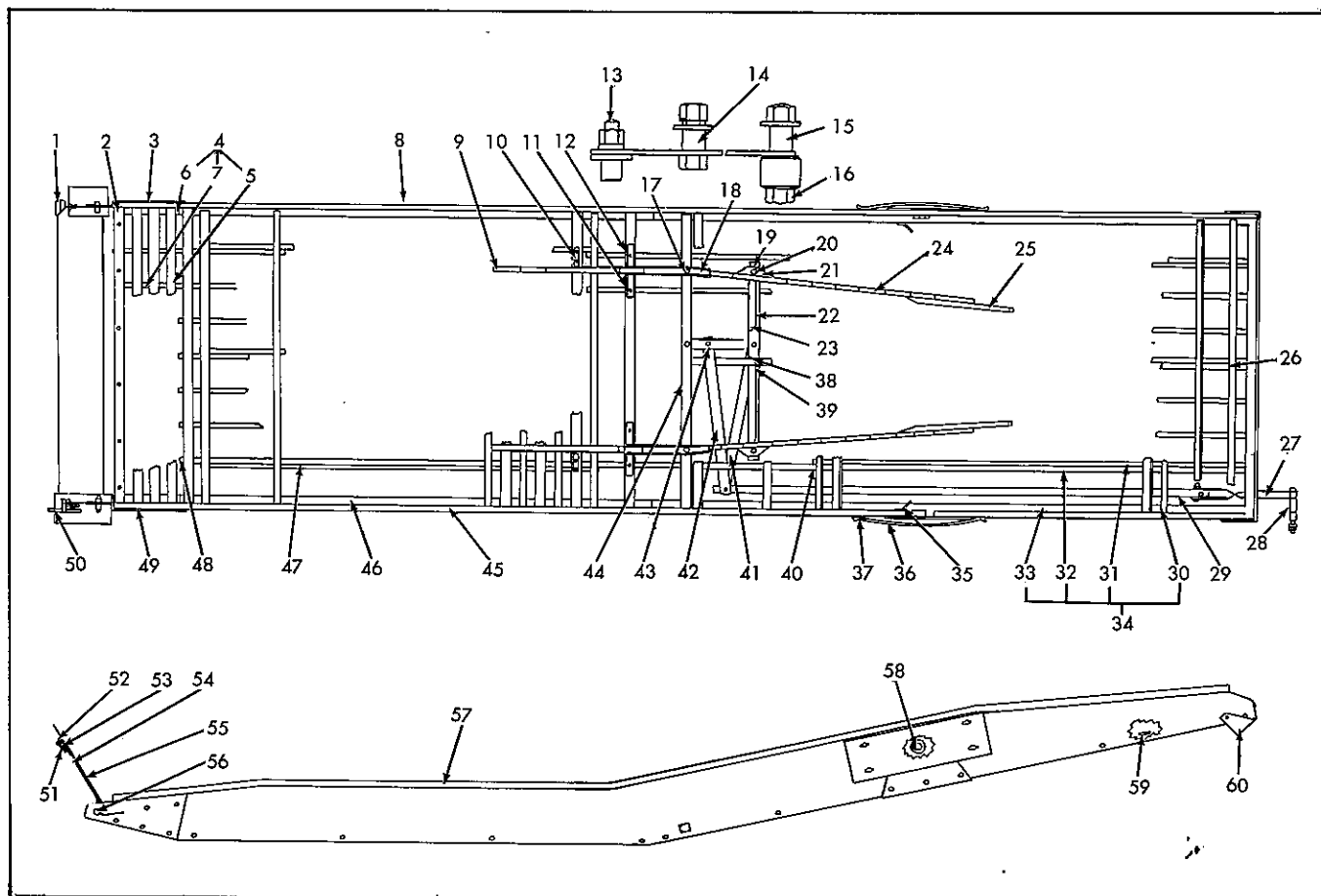
TAILINGS CLEANER (Cont'd)
Used prior to 15551

ITEM	PART NUMBER	QTY.	DESCRIPTION	ASSEMBLY OR PACKAGE NO.
14	W5D-16070	12	SLAT(Used prior to 7098)(Not stocked)	
			2 910832 NAIL	
15	R5D-16072	1	HOOD, upper (Not stocked)	
			8 902567 SCREW	
16	-----	1	CLIP, upper end (order 500267)	
			4 902567 SCREW	
	500267	1	EXTENSION ASSY.(Incl. EXTENSION & item 16)	
			4 902567 SCREW	
17	500268	1	EXTENSION, sieve	
			2 901149 RIVET	
18	A5D-16058	1	BRACE, upper rocker (Not stocked)	
			1 917397 CAPSCREW	
			1 919311 LOCKWASHER	
			1 907722 SCREW, mach.	
			1 919310 LOCKWASHER	
			1 917372 NUT	
			1 916622 NUT	
19	540562	1	SPOUT, diagonal (Upper End)	
			1 916081 SCREW, mach.	
			1 916622 NUT	
20	R5D-16106	1	FILLER, diagonal spout (Not stocked)	
21	540383	1	SPOUT, diagonal	
			1 907722 SCREW, mach.	
			1 916532 SCREW, mach.	
			2 919310 LOCKWASHER	
			2 916622 NUT	
22	540472	1	EXTENSION, cover, hopper	
			4 916079 SCREW, mach.	
			4 916955 WASHER	
			4 910533 LOCKWASHER	
			4 901310 NUT	
23	540542	1	HOPPER, chute, elevator, front	
24	540552	1	HOPPER, chute, elevator, rear	
			3 901149 RIVET	
25	540471	1	SIEVE (3/8" perforations)	
			6 902567 SCREW	
26	W5D-16061	2	STRIP, side (Used prior to 7098)(Not stocked)	
	500280	1	STRIP, side (Used on 7098 thru 15550)	
	500281	1	STRIP, side (Used on 7098 thru 15550)	
27	500279	1	BOTTOM	
			26 910834 NAIL	
28	540381	1	PITMAN ASSY.	
			2 919389 WASHER	
			2 920117 PIN, cotter	
			1 919376 CAPSCREW	
			3 918432 WASHER	
			1 915726 NUT	
29	R5D-16064	3	CLIP, bearing (not stocked)	
30	R5D-16065	2	PLATE, bearing bolt(Not stocked)	
31	S5D-16059	1	SPACER (Not stocked)	
32	S5D-16071	1	BUSHING, pitman bolt(Not stocked)	
33	S5D-16044	1	SHAFT, rocker bearing (5/8" x 12-3/8")(Not stocked)	
			1 916951 NUT	
			1 916966 LOCKWASHER	
34	540380	1	ROCKER ASSY., upper	
			1 910665 BOLT	
			1 918431 WASHER	



TAILINGS CLEANER
Used on 15551 thru 23800

ITEM	PART NUMBER	QTY.	DESCRIPTION	ASSEMBLY OR PACKAGE NO.
1	501172	1	SUPPORT ASSY.(Incl. items 2 & 3)	
2	501173	1	ANGLE, support	
		2	917397 CAPSCREW	
		2	919311 LOCKWASHER	
		2	917372 NUT	
3	501174	1	BRACKET, support, elevator (Used on 15551 thru 23800)	
		2	910297 RIVET	
	501200	1	SIEVE, blank(clover)(Used on 15551 thru 23800)(See machinery)	
4	501513	1	SIEVE, special (f/seeds; 9/64" perforations)(Used on 15551 thru 23800)(See machinery)	
	501514	1	SIEVE, special (f/large beans)(See machinery)	
	501197	1	SIEVE, (std., 3/8" perforations)(See machinery)	
5	501179	1	END, spout, R.H. (Used on 15551 thru 23800)	
		6	901149 RIVET	
6	501196	1	HOPPER, chute	
		4	916081 SCREW, mach.	
		4	919310 LOCKWASHER	
		4	916622 NUT	
7	501181	1	FRONT, spout, lower (Used on 15551 thru 23800)	
8	501182	1	REAR, spout, lower (Used on 15551 thru 23800)	
9	501180	1	END, spout, L.H. (Used on 15551 thru 23800)	
		10	901149 RIVET	
10	535556	1	CLIP, cover (Used on 15551 thru 23800)	
		1	901149 RIVET	
11	501183	1	COVER, hand hole (Used on 15551 thru 23800)	
		1	907168 RIVET	
		1	910531 WASHER, rivet	
12	501175	1	CHUTE ASSY.(Incl. items 5, 7 thru 11 & 13 thru 15)(Used on 15551 thru 23800)	
		8	907722 SCREW, mach.	
		8	919310 LOCKWASHER	
		8	916622 NUT	
13	501177	1	CHUTE, rear (Used on 15551 thru 23800)	
		7	901149 RIVET	
14	501176	1	CHUTE, front	
15	501178	1	BOTTOM, chute (Used on 15551 thru 23800)	
		17	901149 RIVET	
16	501198	1	SPOUT, elevator, upper (Used on 15551 thru 23800)	
		4	907722 SCREW, mach.	
		4	919310 LOCKWASHER	
		4	916622 NUT	



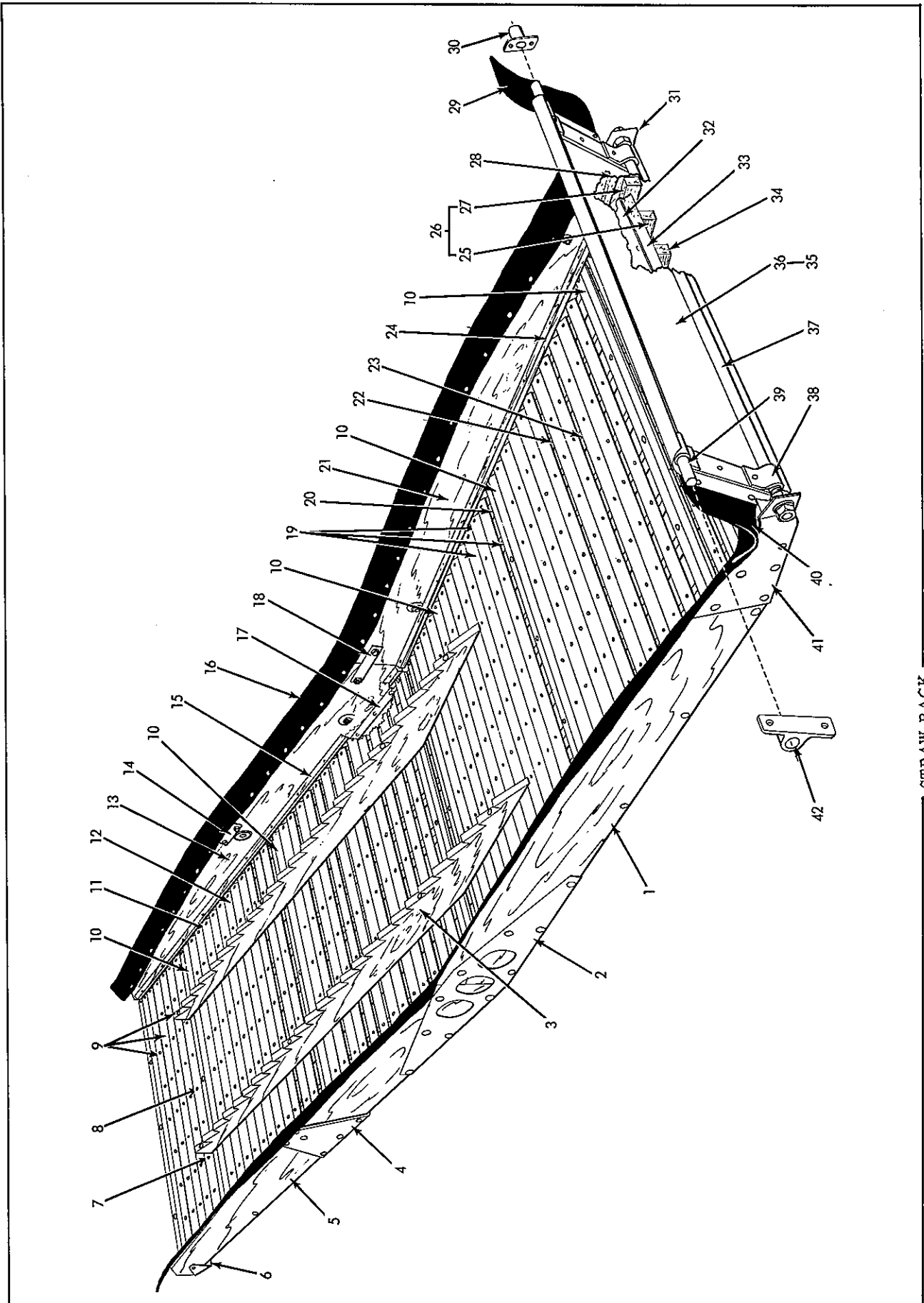
STRAW RACK
Used prior to 15551

ITEM	PART NUMBER	QTY.	DESCRIPTION	ASSEMBLY OR PACKAGE NO.
-	-----	1	RACK, straw (order 501048)	
1	535566	1	BEARING, hanger, front 1 915276 FITTING, lubrication	
2	540503	1	SHIELD, hanger	
3	540545	1	PLATE, bearing, front	
4	540333	1	SECTION ASSY.(Short)(Incl. items 5, 6, & 7)	
5	540732	20	SLAT	
6	W5D-15211	2	RAIL (Short)(Not stocked)	
7	W5D-15212	7	SUPPORT (Short)(Not stocked)	
8	540723	1	SIDE, front	
9	540741	2	FISHBACK	
10	S5D-15746	2	CLIP, fishback(Not stocked)	
11	540657	2	BRACE, fishback, rear	
12	540656	2	BRACE, fishback, front	
13	540662	1	STUD, push rod 1 916602 NUT 1 919312 LOCKWASHER	
14	535528	1	SPACER	
15	S5D-15752	1	SPACER (not stocked)	
16	540660	1	CAPSCREW, brace 1 916602 NUT	
17	540655	1	BOLT, cross piece	
18	R5D-15738	2	HINGE, fishtail (Not stocked)	
19	540541	2	PLATE, bearing, crank pin	
20	S5D-15742	2	BOLT, link, fishtail (Not stocked)	
21	540740	2	BEARING, crank pin	
22	W5D-15739	1	LINK, fishtail(Not stocked)	
23	R5D-16054	2	SLIDE, link, fishtail	
24	{ 540360	1	FISHTAIL ASSY.(Incl. FISHTAIL & item 25)	
	{ 540739	2	FISHTAIL	
25	{ W5D-15734	1	TIP, fishtail, front(Used prior to 7098)(Not stocked)	
	{ W5D-15735	1	TIP, fishtail, rear (Used on 7098 thru 15550)(Not stocked)	
26	540745	1	SLAT	
27	540661	1	LINK, push rod	
28	S5D-15759	1	SPACER(Not stocked)	
29	{ A5D-15757	1	ROD ASSY., push (Incl. PUSH ROD & items 27 & 28)(Not stocked)	
	{ S5D-15757	1	ROD, push, fishtail (Not stocked)	
30	540738	12	SLAT, adjustable	
31	W5D-15718	3	SUPPORT, adjustable slat (Not stocked)	
32	W5D-15210	7	SUPPORT (long)(Not stocked)	
33	540725	2	RAIL, slat (Long)	

Continued
50

STRAW RACK (Cont'd)
Used prior to 15551

ITEM	PART NUMBER	QTY.	DESCRIPTION	ASSEMBLY OR PACKAGE NO.
34	540332	1	SECTION ASSY.)Long)(Incl. 5, 26 & 30 thru 33)	
35	540504	2	SHIELD, bearing	
36	540444	2	STRIP, rubbing, lagging	
37	536982	2	PLATE, rubbing strip	
38	S5D-15756	1	CLIP, front, lower (Not stocked)	
39	S5D-15755	1	CLIP, front, upper (Not stocked)	
40	S5D-15754	1	CLIP, rear (Not stocked)	
41	S5D-15748	1	BRACE, crank, fishtail (Not stocked)	
42	540658	1	ARM, crank	
43	540659	1	ARM, crank	
44	540361	1	CROSS PIECE, fishtail	
45	540724	1	SIDE, rear	
46	540727	2	RAIL, center	
47	540746	3	SUPPORT, adjustable slat	
48	540728	7	SUPPORT, center	
49	540546	1	PLATE, bearing, rear	
50	535565	1	BEARING, hanger, rear	
		1	914465 FITTING, lubrication	
51	{ 540366	1	HANGER ASSY.(Incl. HANGER & items 52 thru 55)	
	{ 540667	2	HANGER	
52	540544	1	PLATE, hanger	
53	540590	1	SHAFT, top	
54	540443	1	SHIELD, lagging, rear	
55	540442	1	SHIELD, lagging, front	
56	540666	1	SHAFT, lower	
57	{ 540334	1	SECTION, center (Incl. SHIELD & items 5, 26, 30 & 46 thru 48)	
	{ 540473	2	SHIELD, lagging, side	
58	540335	2	PLATE, bearing, drive end	
59	S5D-15761	1	CLIP, push rod (Not stocked)	
60	540502	1	SHEET, end	



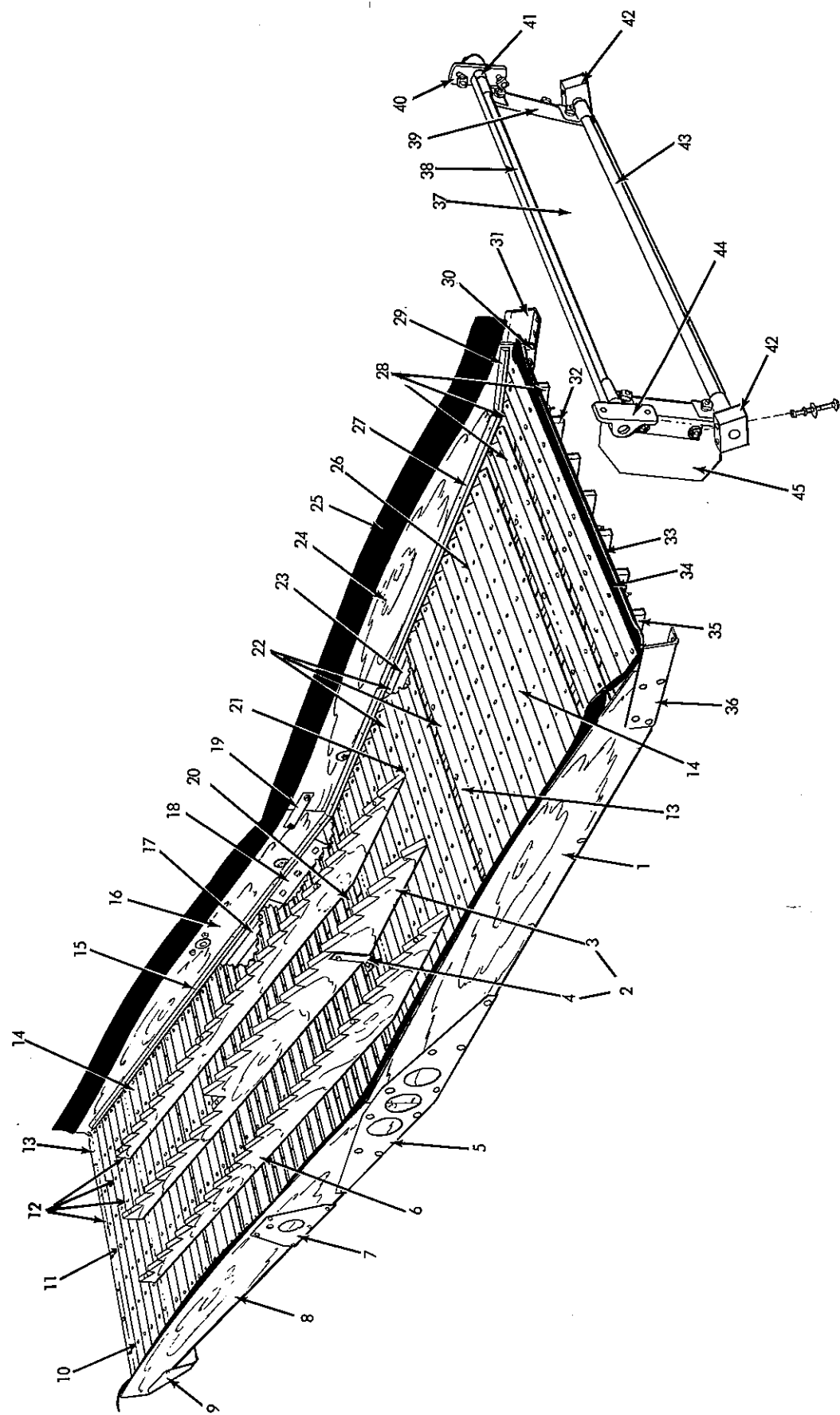
STRAW RACK

STRAW RACK
Used on 15551 thru 23800

ITEM	PART NUMBER	QTY.	DESCRIPTION	ASSEMBLY OR PACKAGE NO.
-	501048	1	RACK ASSY.(Incl. items 1 thru 42 (Used on 15551 thru 23800)	
1	501053	1	SIDE, L.H. front	
2	501068	2	PLATE, splice	
		6	921929 BOLT, carriage	
		4	921926 BOLT, carriage	
		10	919311 LOCKWASHER	
		2	910831 WASHER, plain	
		10	917372 NUT	
3	501075	2	FISHBACK	
		2	921082 BOLT, carriage	
		1	910410 BOLT	
		2	910412 BOLT	
		5	917377 WASHER	
		5	919310 LOCKWASHER	
		2	916622 NUT	
4	540335	2	PLATE, bearing	
		3	921922 BOLT, carriage	
		2	921906 BOLT, carriage	
		3	917377 WASHER	
		5	919310 LOCKWASHER	
5	501050	1	SIDE, R.H., front	
6	540502	1	SHEET, end	
		10	902570 SCREW	
7	501058	2	SUPPORT, fishback	
		1	921921 BOLT, carriage	
		1	919310 LOCKWASHER	
		1	917377 WASHER	
		1	916622 NUT	
8	501057	5	SUPPORT, slat (Long section)	
9	501055	1	SECTION ASSY., long (Incl. items 7, 8, 10, 11 & 12)	
		2	921921 BOLT, carriage	
		12	921922 BOLT, carriage	
		14	919310 LOCKWASHER	
		14	917377 WASHER	
		14	916622 NUT	
10	501059	8	RAIL, cross	
		2	921922 BOLT, carriage	
		2	921921 BOLT, carriage	
		4	919310 LOCKWASHER	
		4	917377 WASHER	
		4	916622 NUT	
11	501056	2	RAIL (Long section)	
12	501060	53	SLAT	
		9	913050 NAIL	
13	501051	1	SIDE, R.H., rear	
14	501071	2	WASHER, bearing plate	
15	501072	2	STRIP, slat hold-down (long)	
		-	913050 NAIL	
16	540473	2	SHIELD, side, lagging	
		-	913050 NAIL	
17	501070	4	WASHER, splice plate (large)	
18	501069	2	WASHER, splice plate (small)	
19	504015	1	SECTION ASSY., center (Incl. items 10, 12, 20, 22 & 23)	
		6	921921 BOLT, carriage	
		6	919310 LOCKWASHER	
		6	917377 WASHER	
		6	916622 NUT	
20	501062	2	RAIL, side	
21	501054	1	SIDE, L.H., rear	
22	540728	5	SUPPORT	
23	501063	2	SUPPORT, fishback	
		4	921921 BOLT, carriage	
		4	919310 LOCKWASHER	
		4	917377 WASHER	
		4	916622 NUT	
24	501073	2	STRIP, slat hold-down, center	
		-	913050 NAIL	
25	540726	5	SUPPORT	
26	501064	1	SECTION ASSY.(Short)(Incl. items 10, 12, 25, 27, 33 & 34)	
		4	921922 BOLT, carriage	
		4	919310 LOCKWASHER	
		4	917377 WASHER	
		4	916622 NUT	
27	501065	2	RAIL	
28	501074	2	STRIP, slat hold-down (short)	
		-	913050 NAIL	
29	540443	1	SHIELD, rear, lagging	
		2	910280 RIVET	

STRAW RACK (Cont'd)
Used on 15551 thru 23800

ITEM	PART NUMBER	QTY.	DESCRIPTION	ASSEMBLY OR PACKAGE NO.
30	535565	1	BEARING, hanger, rear	
			2 916431 CAPSCREW	
			2 919311 LOCKWASHER	
			1 914465 FITTING, lubrication	
			2 917372 NUT	
31	540546	1	PLATE, hanger, rear	
			4 921922 BOLT, carriage	
			2 921906 BOLT, carriage	
			6 917377 WASHER	
			6 919310 LOCKWASHER	
			6 916622 NUT	
32	501076	1	SHIELD, chaff	
			6 910539 SCREW, mach.	
			12 916955 WASHER	
			6 910533 LOCKWASHER	
			6 901310 NUT	
33	501067	1	SLAT, square	
			9 913050 NAIL	
34	501066	2	SUPPORT(wide)	
			1 921921 BOLT, carriage	
			1 919310 LOCKWASHER	
			1 917377 WASHER	
			1 916622 NUT	
35	540366	1	HANGER ASSY.(Incl. items 29, 36, 37, 38 & 39)	
36	540544	1	PLATE, hanger	
37	540666	1	SHAFT, hanger, lower (5/8" x 31-1/4")	
			4 918241 NUT	
			2 917373 LOCKWASHER	
38	540667	2	HANGER	
			2 910297 RIVET	
			1 910311 RIVET	
39	540590	1	SHAFT, hanger, top (5/8" x 31-1/4")	
			1 918458 PIN, cotter	
			1 919328 WASHER	
40	540442	1	SHIELD, front lagging	
			2 910280 RIVET	
41	540545	1	PLATE, hanger, front	
			4 921922 BOLT, carriage	
			2 921906 BOLT, carriage	
			6 917377 WASHER	
			6 919310 LOCKWASHER	
			6 916622 NUT	
42	535566	1	BEARING, hanger, front	
			1 915276 FITTING, lubrication	
			2 922035 CAPSCREW	
			2 919311 LOCKWASHER	
			2 917372 NUT	



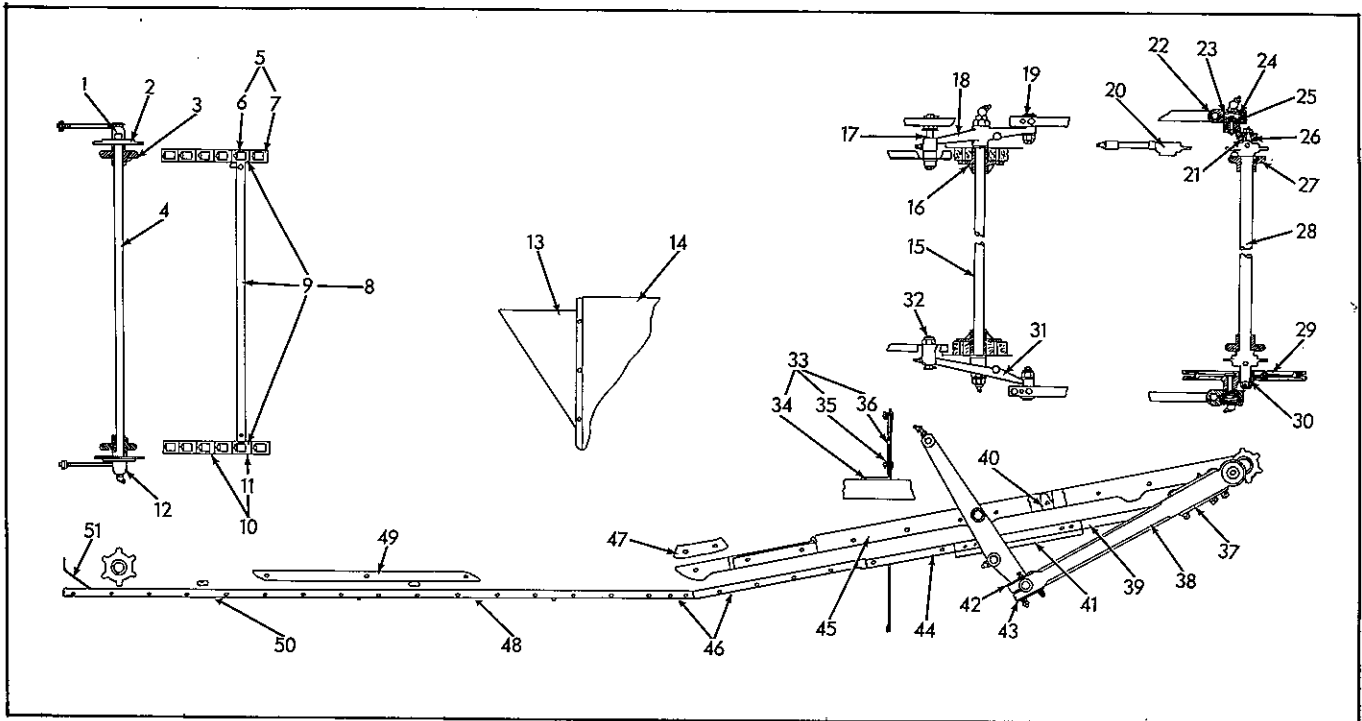
STRAW RACK

STRAW RACK
Used on 23801 & up

ITEM	PART NUMBER	QTY.	DESCRIPTION	ASSEMBLY OR PACKAGE NO.
-	524544	1	RACK ASSY., straw	
1	501610	1	SIDE, L.H., front	
2	503360	1	FISHBACK ASSY., center (Incl. items 3 & 4)	
3	503361	1	FISHBACK, center	
		1	908297 CAPSCREW	
		1	921909 BOLT, carriage	
		2	910408 BOLT	
		4	919310 LOCKWASHER	
		4	917377 WASHER	
4	503362	2	SUPPORT	
		1	921923 BOLT, carriage	
		1	917377 WASHER	
		1	919310 LOCKWASHER	
		1	916622 NUT	
5	501068	2	PLATE, side splice	
		6	921929 BOLT, carriage	
		4	921926 BOLT, carriage	
		10	919310 LOCKWASHER	
		2	910831 WASHER, plain	
6	501075	2	FISHBACK	
		2	921082 BOLT, carriage	
		1	910410 BOLT	
		2	910412 BOLT	
		5	919310 LOCKWASHER	
		5	917377 WASHER	
		5	916622 NUT	
7	501620	2	BEARING, drive	
		3	921922 BOLT, carriage	
		2	921906 BOLT, carriage	
		5	917377 WASHER	
		5	919310 LOCKWASHER	
		5	916622 NUT	
8	501608	1	SIDE, R.H. front	
9	507304	1	SHEET, end	
		8	902570 SCREW	
10	501615	4	SUPPORT, slat	
11	501616	3	SUPPORT, fishback	
		1	921922 BOLT, carriage	
		1	917377 WASHER	
		1	910285 LOCKWASHER	
		1	916622 NUT	
12	504012	1	SECTION ASSY.(Long)(Incl. items 2, 6, 10, 11, 13, 14 & 17)	
		16	921922 BOLT, carriage	
		16	917377 WASHER	
		16	919310 LOCKWASHER	
		16	916622 NUT	
13	501059	7	RAIL, cross	
		5	921921 BOLT, carriage	
		5	917377 WASHER	
		5	919310 LOCKWASHER	
		5	916622 NUT	
14	501060	52	SLAT	
		9	913050 NAIL	
15	501624	2	STRIP, hold-down (long)	
		-	913050 NAIL	
16	501609	1	SIDE, R.H., rear	
17	501614	2	RAIL, side	
18	501070	4	PLATE (large)	
19	501069	2	PLATE (small)	
20	504014	1	RAIL, cross, center	
		2	921922 BOLT, carriage	
		2	917377 WASHER	
		2	919310 LOCKWASHER	
		2	916622 NUT	
		-	913050 NAIL	
21	501063	3	SUPPORT, fishback	
		3	921922 BOLT, carriage	
		3	917377 WASHER	
		3	916622 NUT	
		3	919310 LOCKWASHER	
22	504015	1	SECTION ASSY., center (Incl. items 13, 14, 21, 23 & 26)	
		6	921921 BOLT, carriage	
		6	921929 BOLT, carriage	
		6	917377 WASHER	
		6	919310 LOCKWASHER	
		6	919311 LOCKWASHER	
		6	916622 NUT	
		6	917372 NUT	
23	501062	2	RAIL	
24	501611	1	SIDE, L.H., rear	

STRAW RACK (Cont'd)
Used on 23801 & up

ITEM	PART NUMBER	QTY.	DESCRIPTION	ASSEMBLY OR PACKAGE NO.
25	540473	2	SHIELD, rack side - 913050 NAIL	
26	540728	4	SUPPORT, center	
27	501625	2	STRIP, hold-down, center - 913050 NAIL	
28	501613	1	SECTION ASSY.,(short)(Incl. items 13, 14, 30, 32, 33, 34 & 35) 4 921922 BOLT, carriage 4 919310 LOCKWASHER 4 917377 WASHER 4 916622 NUT	
29	501074	2	STRIP, hold-down - 913050 NAIL	
30	501617	2	RAIL, side	
31	501619	1	PLATE, bearing, rear 2 921906 BOLT, carriage 3 921922 BOLT, carriage 5 919310 LOCKWASHER 5 917377 WASHER 5 916622 NUT	
32	501066	2	SUPPORT (wide) 1 921921 BOLT 1 917377 WASHER 1 919310 LOCKWASHER 1 916622 NUT	
33	501067	1	SLAT (square) 2 921922 BOLT, carriage 2 919310 LOCKWASHER 2 917377 WASHER 2 916622 NUT	
34	515536	1	SHIELD, chaff (rubber) 6 910968 SCREW, mach. 12 916955 WASHER 6 910533 LOCKWASHER 6 901310 NUT	
35	540726	5	SUPPORT	
36	501618	1	PLATE, bearing, front 2 921906 BOLT, carriage 3 921922 BOLT, carriage 5 919310 LOCKWASHER 5 917377 WASHER 5 916622 NUT	
37	501628	1	PLATE, hanger	
38	501629	1	SHAFT, upper (5/8" x 31-9/16")	
39	501627	2	HANGER 2 919309 SCREW, mach. 2 919311 LOCKWASHER 2 917372 NUT	
40	535565	1	BEARING, hanger, rear 1 914465 FITTING, lubrication 2 917441 SCREW, mach. 2 910286 LOCKWASHER 2 917372 NUT	
41	501633	2	SPACER, upper shaft	
42	501623	2	BLOCK, bearing 2 921923 BOLT, carriage 2 917377 WASHER 2 919311 LOCKWASHER 2 916622 NUT	
43	501630	1	SHAFT, lower (5/8" x 30-3/4")	
44	535566	1	BEARING, hanger, front 1 915276 FITTING, lubrication 2 922035 SCREW, mach. 2 919310 LOCKWASHER 2 916622 NUT	
45	501631	2	SHIELD, hanger 2 907722 SCREW, mach. 2 917377 WASHER 2 919310 LOCKWASHER 2 916621 NUT	



GRAIN DRAG
Used prior to 23801

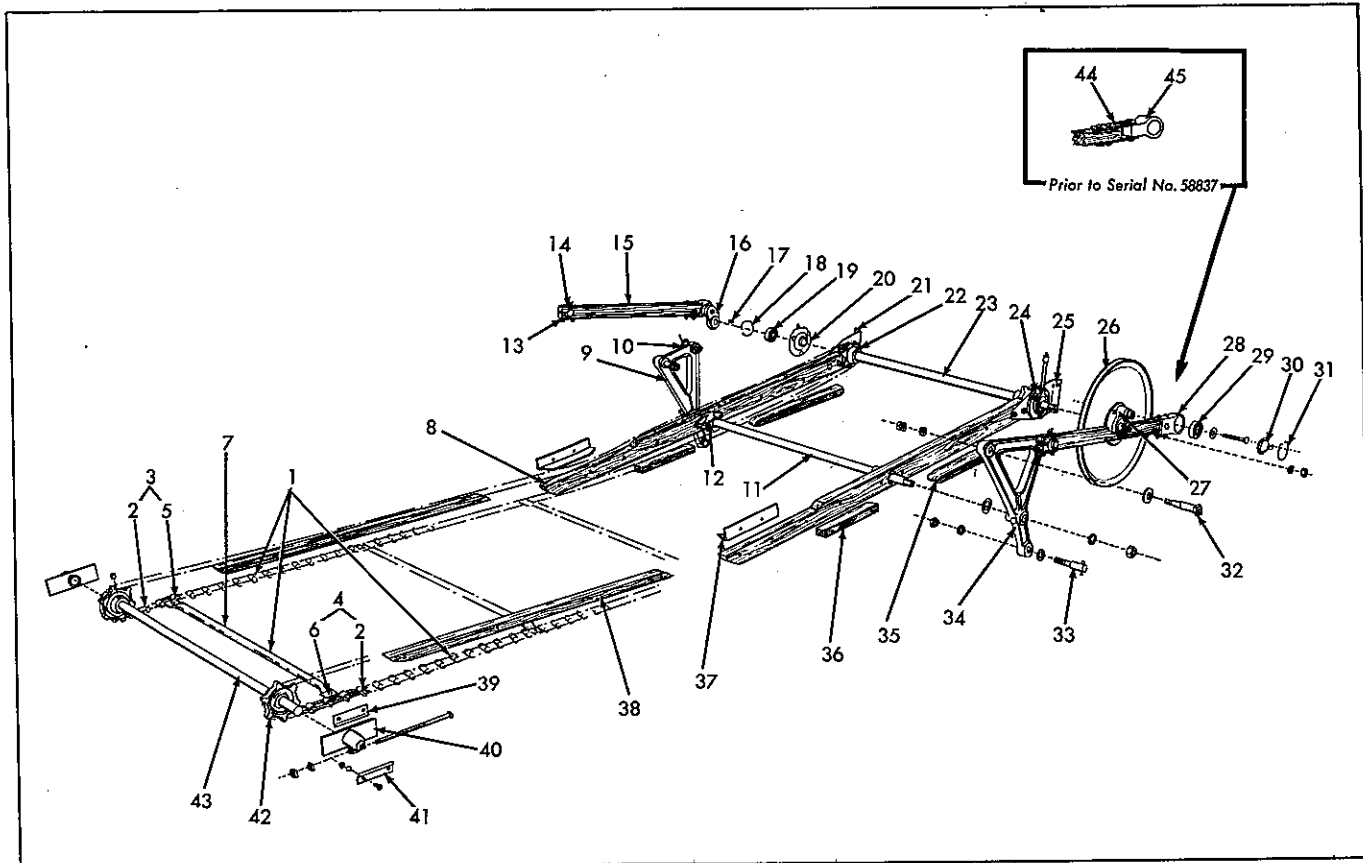
ITEM	PART NUMBER	QTY.	DESCRIPTION	ASSEMBLY OR PACKAGE NO.
1	540403	1	BEARING, front 1 922049 CAPSCREW 1 910306 NUT 1 914465 FITTING, lubrication	
2	535549	2	SLIDE, bearing 2 916081 SCREW, mach. 2 919310 LOCKWASHER 2 916622 NUT	
3	520082	2	SPROCKET (7/8" bore - 6T.) 1 910544 SETSCREW (f/C5D-1692 Sprocket) 1 902872 SETSCREW (f/513769 Sprocket)	
4	535532	1	SHAFT, idler (7/8" x 34-1/2")	
5	540465	1	CHAIN, L.H., (Incl. items 6 & 7) 11 910526 RIVET	
6	515770	11	LINK, attaching, L.H. 1 910526 RIVET	
7	-----	266	LINK, plain (use 543133 bulk chain)	
8	507188	1	RADDLE ASSY. (Incl. items 6 thru 11)	
9	506971	11	SLAT ASSY. (Incl. items 6 & 11)	
10	540464	1	CHAIN, R.H. (Incl. items 7 & 11) 11 910526 RIVET	
11	515769	11	LINK, attaching, R.H. 1 910526 RIVET	
12	531213	1	BEARING, rear 1 922049 CAPSCREW 1 910306 NUT 1 914465 FITTING, lubrication	
13	501171	1	TROUGH, tailings distributor 3 901149 RIVET	
14	540365	1	FLOOR ASSY., return (Incl. FLOOR & item 13)	
15	540669	1	SHAFT, rocker arm (1" x 38-3/16") (Used prior to 15551)	
15	501087	1	SHAFT, rocker arm (1" x 38-3/16") (Used on 15551 thru 23800) 1 914465 FITTING, lubrication 1 915275 FITTING, lubrication	
16	501047	2	BEARING, shaft, rocker arm 2 919354 CAPSCREW 2 919311 LOCKWASHER 2 917372 NUT	
17	540651	1	SHAFT, stub, front (3/4" x 4-11/16") (Used prior to 15551) 1 917423 NUT 2 920117 PIN, cotter 1 917373 LOCKWASHER 2 919389 WASHER	
17	501201	2	SHAFT, stub (3/4" x 3-7/16") 1 918241 NUT 1 917373 LOCKWASHER 2 919389 WASHER	

GRAIN DRAG (Cont'd)
Used prior to 23801

ITEM	PART NUMBER	QTY.	DESCRIPTION	ASSEMBLY OR PACKAGE NO.
18	540314 501082	1	ARM ASSY., rocker, front (Incl. item 19)(Used prior to 15551)	
		1	ARM ASSY., rocker, front (Incl. item 19)(Used on 15551 thru 23800)	
		1	919393 WASHER	
		1	913160 NUT	
		1	919332 LOCKWASHER	
19	535526	2	PIN, rocker arm (7/8" x 3-3/16")	
20	535483	1	915276 FITTING, lubrication	
		1	917423 NUT	
		1	920117 PIN, cotter	
		1	919332 LOCKWASHER	
		3	919414 BOLT, carriage	
		3	919311 LOCKWASHER	
		1	915276 FITTING, lubrication (f/front bearing)	
21	535515	2	KEY, special	
22	540393	2	HOUSING, bearing	
		1	922589 BOLT	
		2	916950 NUT	
23	500369	2	CAP, housing, bearing	
24	535548	2	RING, snap	
25	205576	2	BEARING, ball	
26	535486	1	CRANK, front	
27	517806	1	918241 NUT	
		1	917373 LOCKWASHER	
		2	SPROCKET, drive, raddle (1-1/8" bore, 6 T)	
		1	910544 SETSCREW (f/C5D-1620 sprocket)	
28	540634 540354 501298	1	905126 KEY, woodruff	
		1	902872 SETSCREW (f/513768 sprocket)	
		1	SHAFT, drive	
		1	SHEAVE ASSY. (Incl. SHEAVE & item 30)(Used prior to 15551)	
29	535499 501213	1	SHEAVE ASSY. (Incl. SHEAVE & item 30)(Used on 15551 thru 23800)	
		1	918241 NUT	
		1	917373 NUT	
		1	SHEAVE (12-3/8" Diam.)	
		1	SHEAVE (14-5/8" Diam.)	
30	535487	6	916019 CAPSCREW	
		6	919310 LOCKWASHER	
		6	916622 NUT	
		1	HUB, sheave	
31	540315 501083	1	918241 NUT	
		1	917373 LOCKWASHER	
32	540635	1	ARM ASSY., Rocker, rear (Incl. item 19)(Used prior to 15551)	
		1	ARM ASSY., Rocker, rear (Incl. item 19)(Used on 15551 thru 23800)	
		1	919393 WASHER	
		1	913160 NUT	
		1	919332 LOCKWASHER	
33	540350	1	914465 FITTING, lubrication	
		1	SHAFT, stub, rear (3/4" x 3-7/16")(Used prior to 15551)	
		1	917423 NUT	
		2	920117 PIN, cotter	
		1	917373 LOCKWASHER	
34	540619	2	919389 WASHER	
		1	DEFLECTOR ASSY. (Incl. item 34, 35 & 36)	
		4	916081 SCREW, mach.	
		4	919310 LOCKWASHER	
35	540620	4	916622 NUT	
		1	SUPPORT, deflector	
		4	916081 SCREW, mach.	
36	540453	4	919310 LOCKWASHER	
		4	916622 NUT	
		1	BAR, support	
37	540431	6	916080 SCREW, mach.	
		6	910533 LOCKWASHER	
		6	916621 NUT	
38	540325	1	DEFLECTOR, canvas	
		4	STRAP, pitman	
		2	919420 BOLT, carriage	
		5	916950 NUT	
		1	922589 BOLT, carriage	
		2	PITMAN ASSY. (Incl. PITMAN & items 42 & 43)	
		1	921936 BOLT, carriage	
		1	919458 BOLT, carriage	
		2	918430 WASHER	
		2	919312 LOCKWASHER	
		1	920117 PIN, cotter	
		1	919892 WASHER	
		1	914465 FITTING, lubrication	

GRAIN DRAG (Cont'd)
Used prior to 23801

ITEM	PART NUMBER	QTY.	DESCRIPTION	ASSEMBLY OR PACKAGE NO.
38	540731	2	PITMAN	
			2 922057 BOLT, carriage	
			4 916950 NUT	
			1 920117 PIN, cotter	
39	540735	2	GUIDE, chain, raddle, R.H.	
			1 919392 WASHER	
			2 919316 CAPSCREW	
			2 916622 NUT	
40	517707	1	STIFFENER, floor (used on 7098 thru 23800)	
41	501398	2	SHIELD, chain	
42	507178	2	PLATE, upper	
			1 914465 FITTING, lubrication	
			2 921924 BOLT, carriage	
			4 916622 NUT	
43	507179	2	PLATE, lower	
			2 921924 BOLT, carriage	
			4 916622 NUT	
44	540734	2	GUIDE, raddle, center	
			2 919316 BOLT, carriage	
			2 919310 LOCKWASHER	
			2 916622 NUT	
45	540742 501088	2	RAIL (used prior to 15551)	
			RAIL (used on 15551 thru 23800)	
			6 921921 BOLT, carriage	
			6 919310 LOCKWASHER	
46	540516	1	FLOOR, fixed section (bent)	
			12 910516 RIVET	
47	535495	2	ANGLE, hold down	
			2 916019 CAPSCREW	
			2 919310 LOCKWASHER	
48	540519 501515	1	FLOOR, removeable section	
			SCREEN, floor (5/32" x 5/8" perforations)(special for edible beans)	
			10 907722 SCREW, mach.	
			10 919310 LOCKWASHER	
49	540729	2	GUIDE, L.H.	
			3 919316 BOLT, carriage	
			3 917377 WASHER	
			3 919310 LOCKWASHER	
50	540520	1	FLOOR, fixed section (straight)	
			5 910516 RIVET	
51	540526	1	SHIELD, chaff	



GRAIN DRAG
Used on 23801 & up

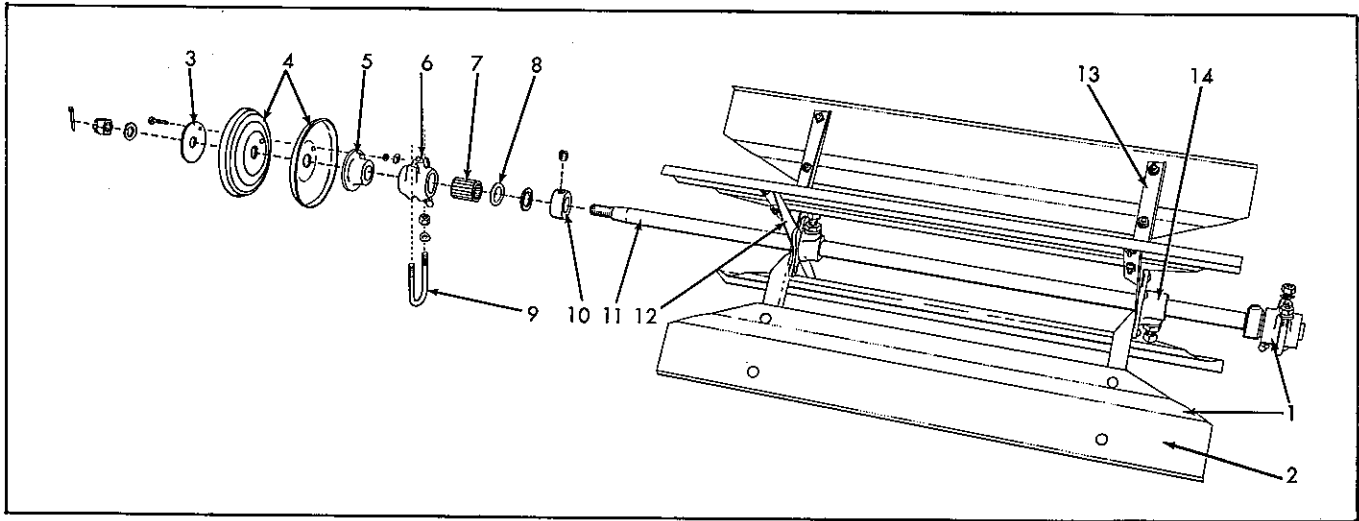
ITEM	PART NUMBER	QTY.	DESCRIPTION	ASSEMBLY OR PACKAGE NO.
1	507188	1	RADDLE ASSY.(Incl. items 2 thru 7)(used on 58837 & up)	
2	-----	254	LINK, chain, plain (use 543133 bulk chain)	
3	501959	1	CHAIN ASSY., L.H. (Incl. item 2 & 5)	515457
4	515457	1	CHAIN ASSY., R.H. (Incl. item 2 & 6)	515457
5	515770	11	LINK, chain, attaching, L.H.	
6	515769	11	LINK, chain, attaching, R.H.	
	506971	11	SLAT, raddle	
		2	910311 RIVET	
7	-----	11	SLAT ASSY. (order 506971) (Used on 23801 thru 58836)	
		2	910526 RIVET	
	507472	11	SLAT ASSY.(Incl. items 5 & 6)(Used on 58837 & up)	
8	501806	2	RAIL	
		4	921921 BOLT, carriage	
		1	919316 CAPSCREW	
		1	907730 CAPSCREW	
		2	921929 BOLT, carriage	
		5	919310 LOCKWASHER	
		3	919311 LOCKWASHER	
		5	916622 NUT	
		3	917372 NUT	
9	526433	1	ARM ASSY., rocker, front (Incl. item 10)	
		1	919332 LOCKWASHER	
		1	919393 WASHER	
		1	919333 NUT	
		1	915276 FITTING, lubrication	
10	535526	2	PIN, rocker arm, upper (7/8" x 3-3/16")	
		1	919437 NUT	
		1	917373 NUT	
		1	920117 PIN, cotter	
11	501087	1	SHAFT, rocker arm	
		1	915276 FITTING, lubrication	
		1	914465 FITTING, lubrication	
12	501047	2	BEARING, rocker arm shaft	
		2	919354 CAPSCREW	
		2	919311 LOCKWASHER	
		2	917372 NUT	
13	507179	2	PLATE, lower	
14	507178	2	PLATE, upper	
		1	915275 FITTING, lubrication	
		2	921923 BOLT, carriage	
		2	916622 NUT	

GRAIN DRAG (Cont'd)
Used on 23801 & up

ITEM	PART NUMBER	QTY.	DESCRIPTION	ASSEMBLY OR PACKAGE NO.	
15	501936	2	PITMAN ASSY. (Incl. PITMAN & items 13 & 14) (Used on 23801 thru 58836)		
		2	PITMAN (wood) (used on 23801 thru 58836)		
		2	919392 WASHER		
		1	920117 PIN, cotter		
		2	922057 BOLT, carriage		
		4	916950 NUT		
		1	915275 FITTING, lubrication		
		507177	2	PITMAN (wood) (Used on 58837 & up)	
			2	919392 WASHER	
			1	920117 PIN, cotter	
	2		919355 CAPSCREW		
		2	919311 LOCKWASHER		
		1	915275 FITTING, lubrication		
		2	917372 NUT		
16	535486	1	CRANK, front		
			1	918241 NUT	
		1	917373 LOCKWASHER		
17	535515	2	KEY (1/4" x 1/4" x 3/4")		
18	535548	2	RING, snap		
19	205756	2	BEARING, ball		
	-----	1	BEARING ASSY., R.H. front (Incl. HOUSING & items 18 & 19) (discontinued; order components)		
		3	919414 BOLT, carriage		
		3	919311 LOCKWASHER		
		3	917372 NUT		
20	535483	1	HOUSING, bearing		
			1	914465 FITTING, lubrication	
			3	919414 BOLT, carriage	
			3	919311 LOCKWASHER	
		3	917372 NUT		
21	535738	1	BRACKET, R.H. front		
			2	917397 CAPSCREW	
			1	907730 CAPSCREW	
			1	921929 BOLT, carriage	
			4	919311 LOCKWASHER	
		4	917372 NUT		
22	517806	2	SPROCKET, drive (6T. 1-1/8" bore)		
			1	910544 SETSCREW (f/C5D-1620 Sprocket)	
			1	905126 KEY, woodruff	
		1	902872 SETSCREW (f/513768 Sprocket)		
23	515657	1	SHAFT, drive (1-1/8" x 37-11/32")		
			2	918241 NUT	
			2	917373 LOCKWASHER	
	-----	1	BEARING ASSY., rear (Incl. HOUSING & items 18 & 19) (discontinued, order components)		
		3	919414 BOLT, carriage		
		3	919311 LOCKWASHER		
		3	917372 NUT		
24	535483	1	HOUSING, bearing		
			1	901763 COUPLING, pipe	
			1	901473 NIPPLE, pipe	
			1	914465 FITTING, lubrication	
			3	919414 BOLT, carriage	
			3	919311 LOCKWASHER	
		3	917372 NUT		
25	535493	1	BRACKET, R.H., rear		
			2	917397 CAPSCREW	
			1	907730 CAPSCREW	
			1	921929 BOLT, carriage	
			4	919311 LOCKWASHER	
		4	917372 NUT		
26	520065	1	SHEAVE (15-5/8" Diam.)		
			6	919933 CAPSCREW	
			6	919310 LOCKWASHER	
			6	916622 NUT	
27	535487	1	HUB, crank, rear		
			1	918241 NUT	
		1	917373 LOCKWASHER		
28	506878	2	HOUSING, pitman bearing (used on 58837 & up)		
			1	919458 BOLT, carriage (front)	
			2	919355 CAPSCREW	
			2	919311 LOCKWASHER	
			1	921937 BOLT, carriage	
			1	918430 WASHER	
			1	919312 LOCKWASHER	
			1	917421 NUT	
			2	917372 NUT	
29	211227	2	BEARING, ball		
30	500369	2	CAP, pitman bearing		
			1	915276 FITTING, lubrication (f/front bearing)	
		1	914465 FITTING, lubrication (f/rear bearing)		

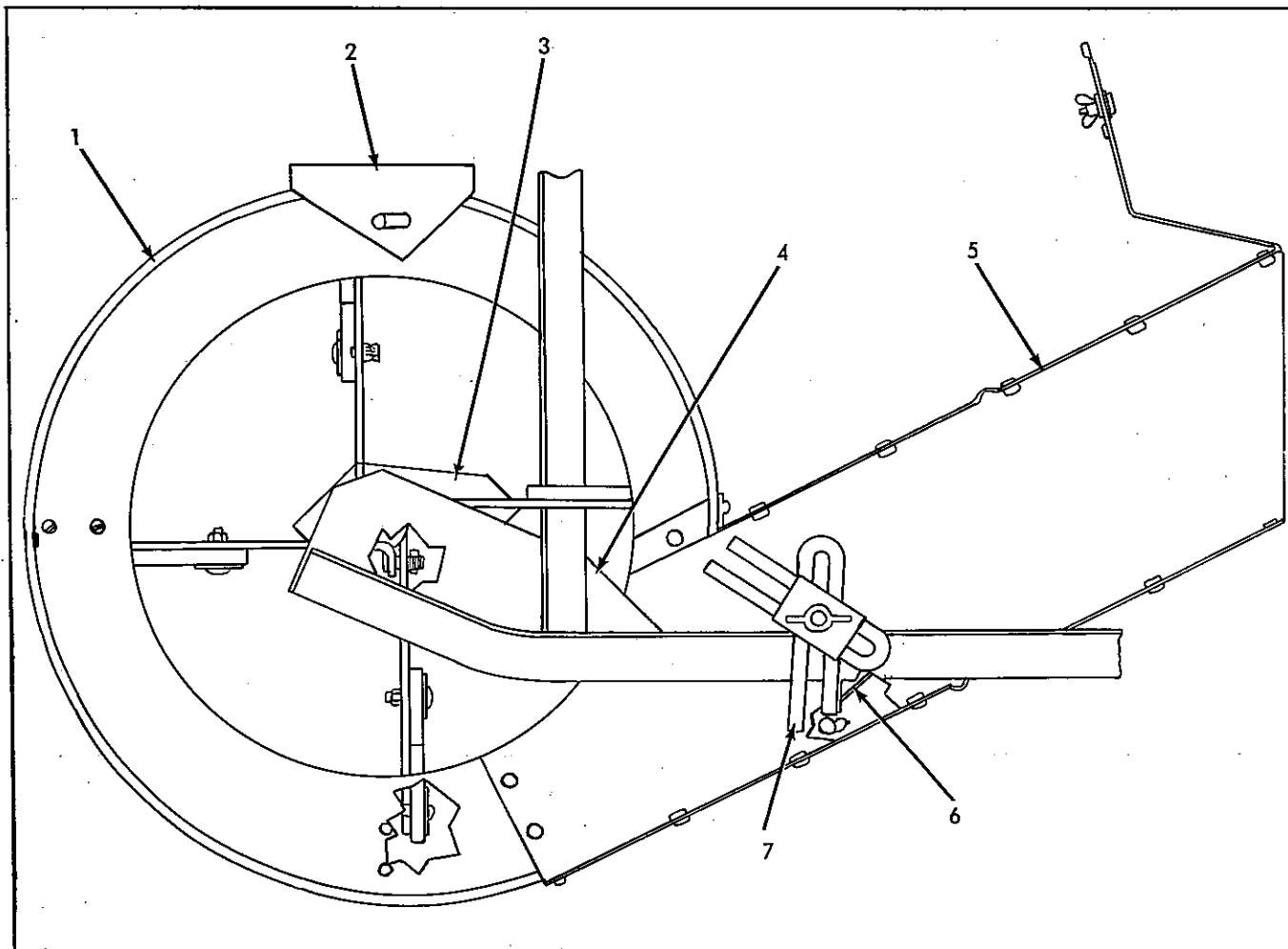
GRAIN DRAG (Cont'd)
Used on 23801 & up)

ITEM	PART NUMBER	QTY.	DESCRIPTION	ASSEMBLY OR PACKAGE NO.
31	535548	2	RING, snap	
32	501201	2	SHAFT, stub, rack drive (3/4" x 3-7/16")	
		1	919389 WASHER	
		1	917373 NUT	
		1	918241 NUT	
33	500250	2	PIN, pivot, sieve shoe (3/4" x 4-3/16")	
		1	918432 WASHER	
		1	918459 PIN, cotter	
		1	918935 NUT	
		1	917373 LOCKWASHER	
34	526434	1	ARM ASSY., Rocker, rear (Incl. item 10)	
		1	919332 LOCKWASHER	
		1	919393 WASHER	
		1	919333 NUT	
		1	915276 FITTING, lubrication	
	540735	2	GUIDE, chain, R.H. (2" wide)(used on 23801 thru 58836)	
		2	921924 BOLT, carriage	
		2	919311 LOCKWASHER	
		2	917372 NUT	
35	507191	2	GUIDE, chain, R.H. (1-1/2" wide)(used on 58837 & up)	
		2	919929 BOLT, carriage	
		2	919311 LOCKWASHER	
		2	916622 NUT	
	501802	2	GUIDE, center (2" wide)(used on 23801 thru 58836)	
		2	921924 BOLT, carriage	
		2	919311 LOCKWASHER	
		2	917372 NUT	
36	507190	2	GUIDE, center (1-1/2" wide)(used on 58837 & up)	
		2	919929 BOLT, carriage	
		2	910285 LOCKWASHER	
		2	916622 NUT	
37	535495	2	ANGLE, chain hold-down	
		2	916019 CAPSCREW	
		2	919310 LOCKWASHER	
		2	916622 NUT	
	540729	2	GUIDE, L.H. (1-1/4" x 23")(Used on 23801 thru 58836)	
		3	921921 BOLT, carriage	
		3	917377 WASHER	
		3	919310 LOCKWASHER	
		3	916622 NUT	
38	507189	2	GUIDE, L.H. (1-1/4" x 33")(Used on 58837 & up)	
		4	921921 BOLT, carriage	
		4	917377 WASHER	
		4	919310 LOCKWASHER	
		4	916622 NUT	
39	535549	2	SLIDE, bearings	
		2	916081 SCREW, mach.	
		2	919310 LOCKWASHER	
		2	916622 NUT	
40	531213	2	BEARING, idler shaft	
		1	922049 CAPSCREW	
		2	916950 NUT	
		1	915276 FITTING, lubrication (f/front bearing)	
		1	914465 FITTING, lubrication (f/front bearing)	
41	501928	2	GUIDE, lower	
		2	907722 SCREW, mach.	
		2	919310 LOCKWASHER	
		2	916622 NUT	
42	520082	2	SPROCKET, idler (6 T. 7/8" bore)	
		1	910544 SETSCREW (f/C5D-1692 Sprocket)	
		1	902872 SETSCREW (f/513769 Sprocket)	
43	535532	1	SHAFT, idler (7/8" x 34-1/2")	
44	540431	4	STRAP, pitman (used on 23801 thru 58836)	
		2	922057 BOLT, carriage	
		4	916950 NUT	
45	540393	2	HOUSING, pitman bearing (used on 23801 thru 58836)	
		1	919458 BOLT (front)	
		1	919419 BOLT (rear)	
		1	918430 WASHER, plain	
		1	919312 LOCKWASHER	
		1	917421 NUT	



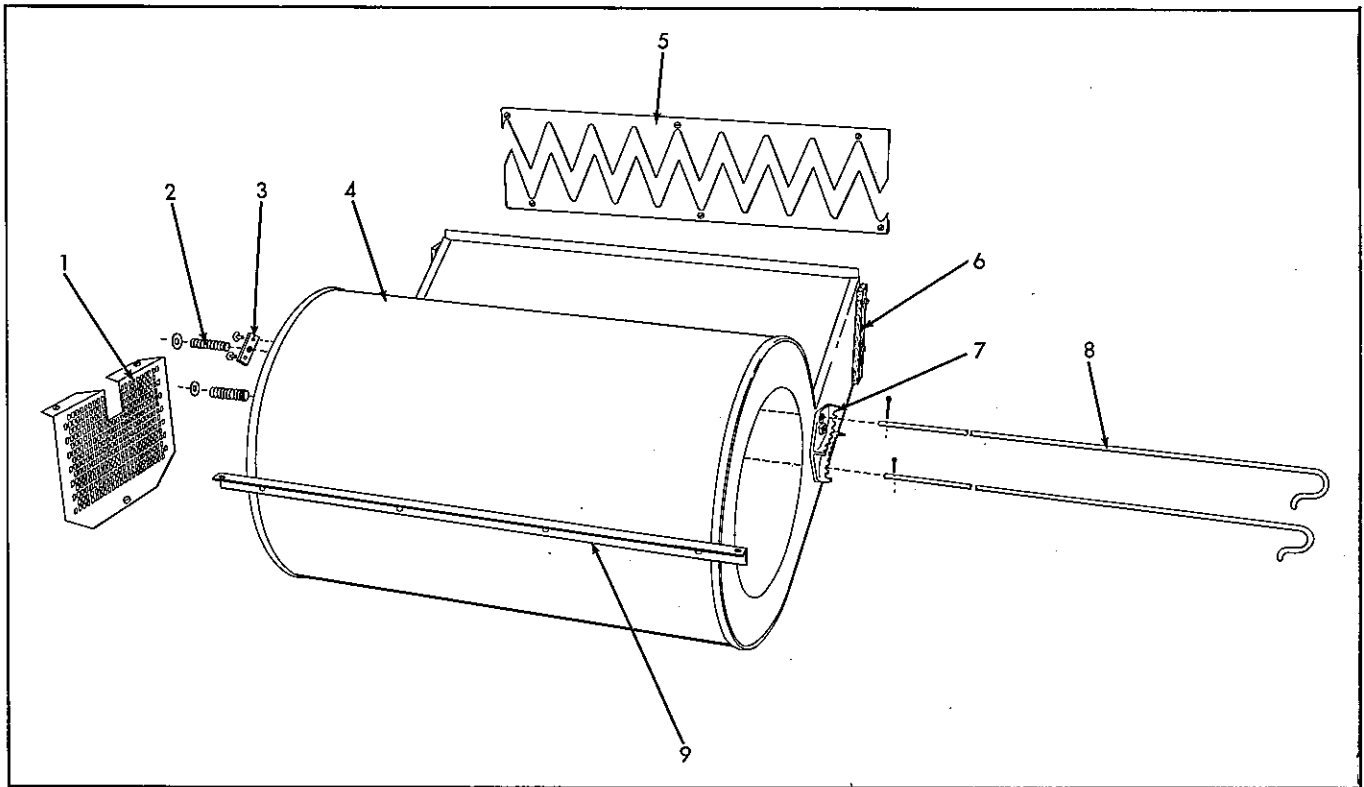
FAN

ITEM	PART NUMBER	QTY.	DESCRIPTION	ASSEMBLY OR PACKAGE NO.
1	501089	1	FAN ASSY., (Incl. items 2, 11 & 12)(used prior to 23801) (order components)	
	-----	1	FAN ASSY.(Incl. items 2, 11 & 12)(used on 23801 thru 105898) (order 512033)	
	512033	1	FAN ASSY. (incl. items 2, 11 & 12)(used on 105899 & up)	
	540730	4	WING, fan (wood)(used prior to 7398)	
	500336	4	WING, fan (wood)(used on 7398 thru 15550)	
2		4	4 921906 BOLT, carriage	
		4	4 917642 WASHER	
		4	4 917372 NUT	
	501090	4	WING, fan (steel)(used on 15551 thru 23800)	
3	512037	4	WING, fan (steel)(used on 23801 & up)	
		4	4 917396 CAPSCREW, (used on 93799 thru 105898)	
		4	4 916943 BOLT (used on 105899 & up)	
		4	4 919310 LOCKWASHER	
		4	4 916622 NUT	
4	500178	1	REINFORCEMENT, sheave	
	507180	1	SHEAVE ASSY.(Incl. SHEAVE & items 3 & 5)	
5		1	1 919437 NUT	
		1	1 920117 PIN, cotter	
		1	1 917373 LOCKWASHER	
	507181	2	SHEAVE	
6		1	1 917396 CAPSCREW	
		1	1 919310 LOCKWASHER	
		1	1 916622 NUT	
7	535563	1	HUB	
		1	1 919437 NUT	
8		1	1 920117 PIN, cotter	
		1	1 917373 LOCKWASHER	
	535484	2	BEARING ASSY.(Incl. HOUSING & items 7 & 8)(used prior to 23801)	
9	501730	2	BEARING ASSY.(Incl. HOUSING & items 7 & 8)(used on 23801 & up)	
		1	1 920580 WASHER	
		1	1 915275 FITTING, lubrication	
10	507226	2	BEARING, roller	
	535475	2	CAP, bearing	
11	501731	2	U-Bolt (used on 23801 & up)	
		2	2 916950 NUT	
		2	2 919312 LOCKWASHER	
12	516090	2	COLLAR	
		1	1 910544 SETSCREW	
13		1	1 902872 SETSCREW	
	535508	1	SHAFT, fan	
14	518537	2	SPIDER (Incl. items 13 & 14)	
		1	1 901285 SETSCREW	
		1	1 913744 NUT	
		1	1 916966 LOCKWASHER	
	540573	8	ARM, fan wing (used prior to 7398)	
13		1	1 916431 CAPSCREW	
		1	1 919311 LOCKWASHER	
		1	1 917372 NUT	
	512035	4	ARM, fan spider (used on 7398 & up)	
14		2	2 910296 RIVET	
	512036	2	HUB, fan spider (used on 7398 & up)	
	1	1 901285 SETSCREW		
	1	1 916966 LOCKWASHER		
	1	1 913744 NUT		



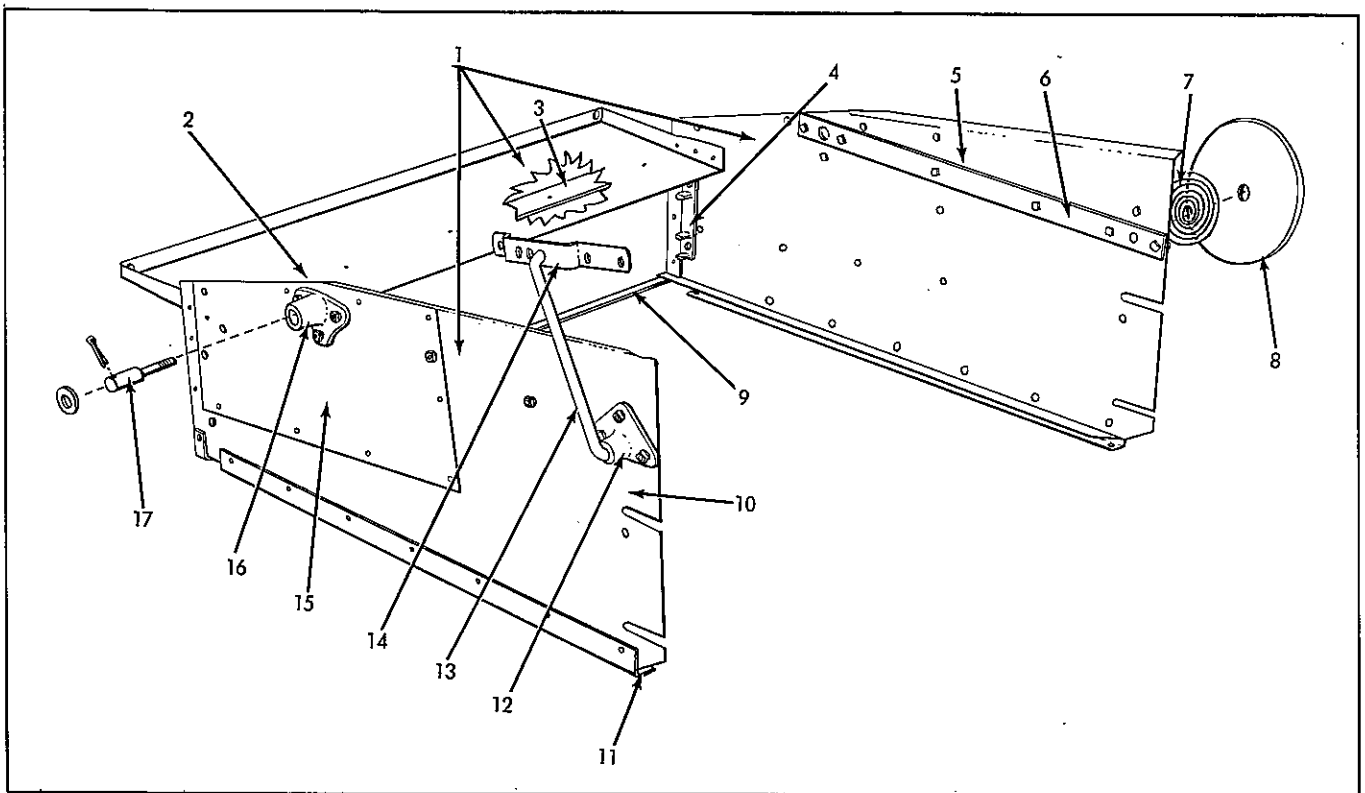
FAN HOUSING
Used prior to 23801 & up

ITEM	PART NUMBER	QTY.	DESCRIPTION	ASSEMBLY OR PACKAGE NO.
1	540363	1	HOUSING, fan	
			6 916081 SCREW, mach.	
			6 919310 LOCKWASHER	
			6 916622 NUT	
2	540481	2	BRACKET, housing	
			6 916081 SCREW, mach.	
			6 919310 LOCKWASHER	
			6 916622 NUT	
3	540482	1	BRACKET, bearing, rear	
4	540543	1	BRACKET, bearing, front	
5	500158	1	THROAT ASSY.	
6	535500	2	BLADE, valve	
			3 916081 SCREW, mach.	
			3 919310 LOCKWASHER	
			2 917378 WASHER	
			3 916622 NUT	
7	540670	2	ARM, valve	
			1 920526 CAPSCREW	
			1 919312 LOCKWASHER	
			1 916952 NUT, wing	
-	501468	1	SCREEN, fan, front (not illustrated)	
-	501469	2	WASHER, cup, fan screen (not illustrated)	



FAN HOUSING
Used on 23801 & up

ITEM	PART NUMBER	QTY.	DESCRIPTION	ASSEMBLY OR PACKAGE NO.
1	501733	1	SCREEN	
			3 916081 SCREW, mach.	
			3 919310 LOCKWASHER	
			3 916622 NUT	
2	501211	2	SPRING, valve rod	
3	550304	2	BEARING, valve rod	
			2 910282 RIVET	
4	501722	1	DRUM ASSY. (incl. items 3, 7, & 9)	
			2 917451 SCREW, mach.	
			2 916533 SCREW, mach.	
			4 919310 LOCKWASHER	
			4 916622 NUT	
5	535500	2	BLADE, valve	
			3 916081 SCREW, mach.	
			3 919310 LOCKWASHER	
			3 916622 NUT	
6	501734	2	SPACER, throat (wood)	
7	500696	1	QUADRANT, valve rod	
			2 918214 SCREW, mach.	
			2 919310 LOCKWASHER	
			2 916622 NUT	
8	510923	2	ROD, valve	
			1 917378 WASHER	
			1 918452 PIN, cotter	
9	501726	1	ANGLE, drum support	
			4 910516 RIVET	

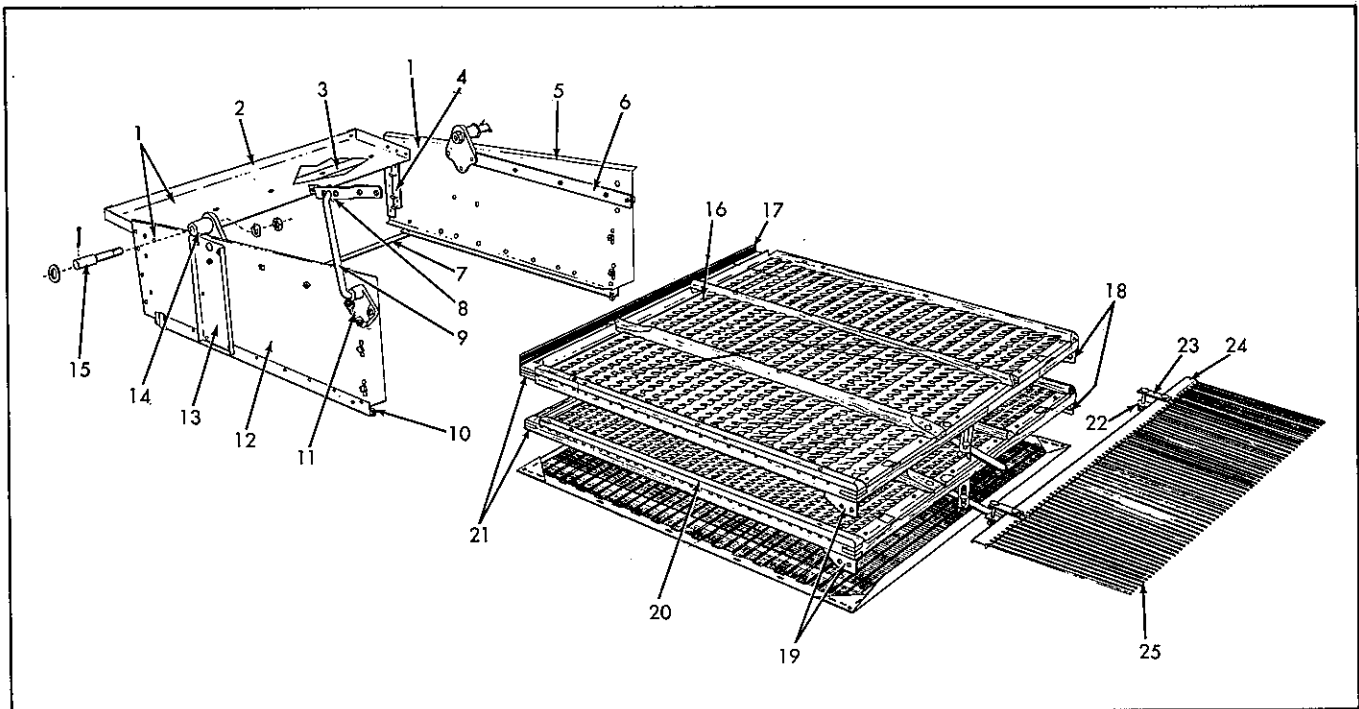


SIEVE SHOE
Used prior to 23801

ITEM	PART NUMBER	QTY.	DESCRIPTION	ASSEMBLY OR PACKAGE NO.
1	540379	1	SHOE ASSY.(Incl. items 2 thru 16)	
2	540500	1	BOARD, delivery	
			4 900793 RIVET	
			7 910282 RIVET	
3	535497	1	SUPPORT, delivery board	
			6 910282 RIVET	
4	535562	2	SUPPORT, front	
			2 900793 RIVET	
5	502428	1	SIDE ASSY., Front (Incl. item 15)	
			8 900793 RIVET	
			5 910282 RIVET	
6	501192	2	BAR, side stiffener	
			2 908295 CAPSCREW	
			2 919310 LOCKWASHER	
			2 916622 NUT	
7	540306	2	SPRING, shield	
8	540324	2	SHIELD ASSY.	
9	535511	1	BRACE, lower	
			2 910282 RIVET	
10	502429	1	SIDE ASSY., Rear (Incl. item 15)	
			8 900793 RIVET	
			5 910282 RIVET	
11	501191	2	ANGLE, sieve slide	
			7 900793 RIVET	
	540396	1	PIVOT, R.H. (used prior to 7098)	
12	500248	2	PIVOT, R.H. (used on 7098 thru 23800)	
			3 907727 CAPSCREW	
			3 919310 LOCKWASHER	
			3 916622 NUT	
	540665	2	HANGER (3/8" Diam.)(used prior to 7098)	
13	501194	2	HANGER (7/16" Diam.)(Used on 7098 & up)	
			1 917378 WASHER	
			2 918452 PIN, cotter	
	540664	2	PLATE HANGER (used prior to 7098)	
14	501193	2	PLATE, hanger (used on 7098 thru 23800)	
			2 920265 BOLT, carriage	
			2 919311 LOCKWASHER	
			2 916622 NUT	
15	540501	2	REINFORCEMENT, side	
			10 900793 RIVET	
16	500249	2	PIVOT, L.H. (used on 7098 thru 23800)(Prior to 7098 also order item 17 & hardware)	
			2 916019 CAPSCREW	
			1 907727 CAPSCREW	
			3 919310 LOCKWASHER	
			3 916622 NUT	

SIEVE SHOE (Cont'd)
Used prior to 23801

ITEM	PART NUMBER	QTY.	DESCRIPTION	ASSEMBLY OR PACKAGE NO.
17	500250	2	PIN, pivot, L.H. (3/4" x 4-3/16") (used on 7098 thru 23800)	
		1	918935 NUT	
		1	917373 LOCKWASHER	

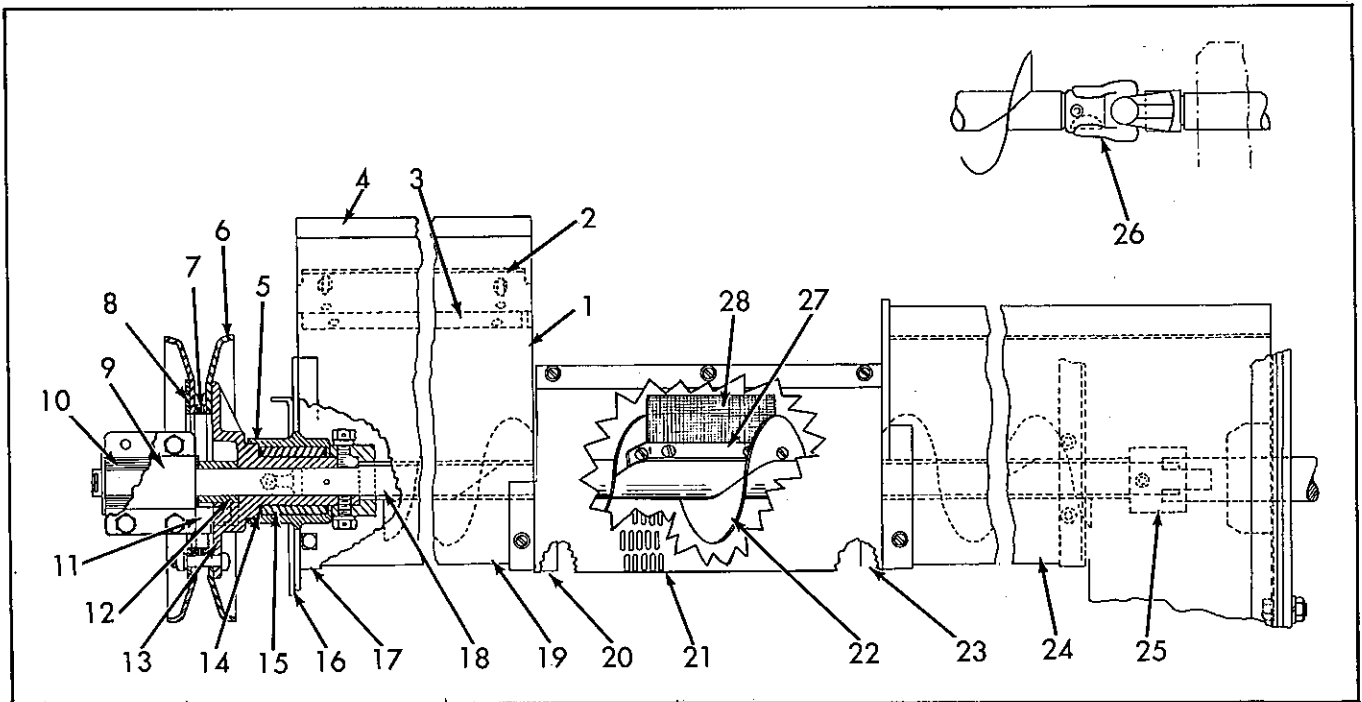


SHOE, SIEVE & TAIL RAKE
Used on 23801 & up

ITEM	PART NUMBER	QTY.	DESCRIPTION	ASSEMBLY OR PACKAGE NO.
1	516051	1	SHOE ASSY. (w/o sieves) (Incl. items 2 thru 14)	
2	501654	1	BOARD, delivery	
		12	900793 RIVET	
3	535497	1	SUPPORT, delivery board	
		6	910282 RIVET	
4	535562	2	SUPPORT, sieve, front	
		3	910282 RIVET	
5	501652	1	SIDE, front	
6	501655	2	BAR, side stiffener	
		2	908295 CAPSCREW	
		2	919310 LOCKWASHER	
		2	916622 NUT	
7	535511	1	BRACE, lower	
		2	900793 RIVET	
8	501193	2	PLATE, adjusting, hanger	
		3	921929 BOLT, carriage	
		3	919310 LOCKWASHER	
		3	916622 NUT	
9	501804	2	HANGER (7/16" Diam.)	
		2	918452 PIN, cotter	
		2	918430 WASHER	
10	501657	2	ANGLE, sieve slide, lower	
		6	900793 RIVET	
11	501516	2	PIVOT, R.H.	
		2	919351 CAPSCREW	
		1	916019 CAPSCREW	
		3	919310 LOCKWASHER	
		3	916622 NUT	
12	501653	1	SIDE, rear	
13	501656	2	REINFORCEMENT, side	
		2	910516 RIVET	
		2	900793 RIVET	
14	501517	1	PIVOT, L.H.	
		3	921979 CAPSCREW	
		3	914192 NUT	
		3	919310 LOCKWASHER	

SHOE, SIEVE & TAIL RAKE (Cont'd)
Used on 23801 & up

ITEM	PART NUMBER	QTY.	DESCRIPTION	ASSEMBLY OR PACKAGE NO.
15	500250	2	PIN, pivot, L.H. 1 918935 NUT 1 917373 LOCKWASHER 1 922022 PIN, cotter 1 919389 WASHER	
16	-----	1	CHAFFER ASSY.(Order 517126, 500738; 2-517129, 518183; 4-900853, 910371, 910284) 2 917397 CAPSCREW 2 917642 WASHER 2 919311 LOCKWASHER 2 917372 NUT	
17	540474	1	SHIELD, chaffer (matting)(used prior to 23801) 12 910837 TACK, D.P.	
18	507619	2	CLIP, support, front 4 914578 RIVET	
19	507620	1	CLIP, support, rear 4 914578 RIVET	
20	517127	1	SIEVE, adjustable 2 917397 CAPSCREW 2 917642 WASHER 2 919311 LOCKWASHER 2 916622 NUT	
21	517015	2	IRON, corner 4 914578 RIVET	
22	500740	2	CLIP, tail rake, lower	
23	500739	2	CLIP, tail rake, upper 1 921920 BOLT, carriage 1 917377 WASHER 1 919310 LOCKWASHER 1 916622 NUT	
24	500738	1	RAKE ASSY., tail 2 919322 BOLT, carriage 2 919310 LOCKWASHER 2 916622 NUT	
25	540683	68	FINGER, tail rake (f/wood back)(used prior to 23801)	

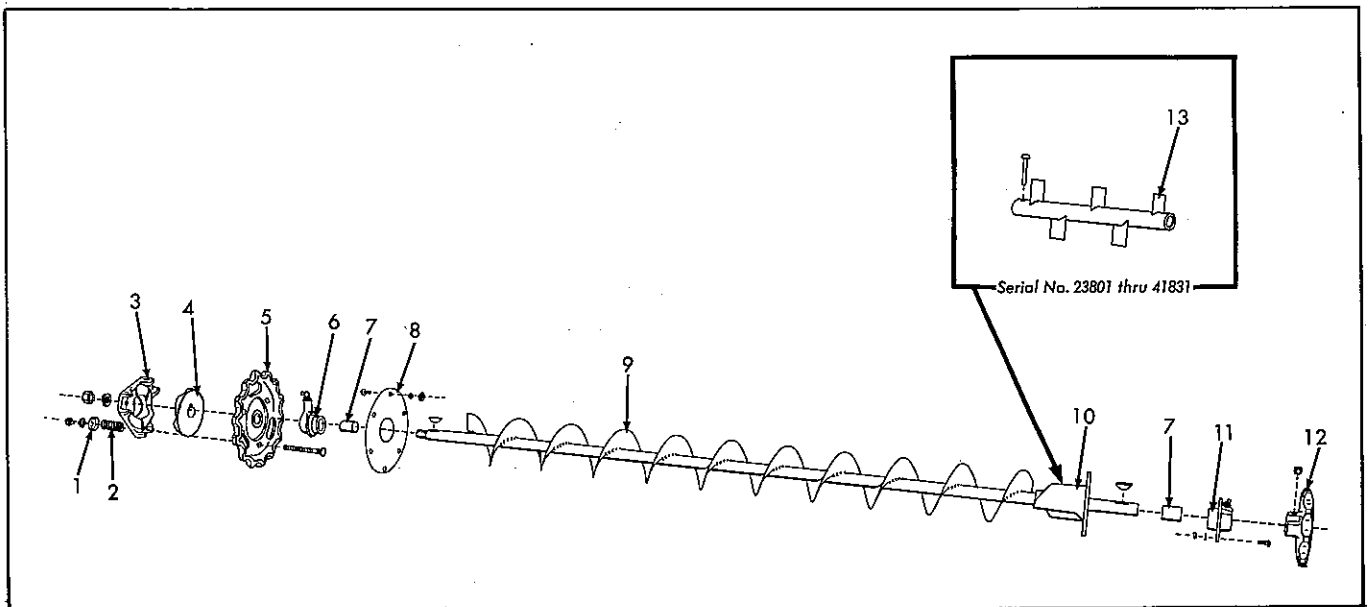


CONVEYOR & SEPARATOR DRIVE
Used prior to 23801

ITEM	PART NUMBER	QTY.	DESCRIPTION	ASSEMBLY OR PACKAGE NO.
-	540352	1	CONVEYOR ASSY.(used prior to 15551)	
-	501285	1	CONVEYOR ASSY. (used on 15551 thru 23800)	
1	540353	1	SHEET ASSY., trough side, L.H.	
2	540525	1	CONNECTION, trough & fan housing 2 900793 RIVET 2 916081 SCREW, mach. 2 919310 LOCKWASHER 2 916622 NUT	

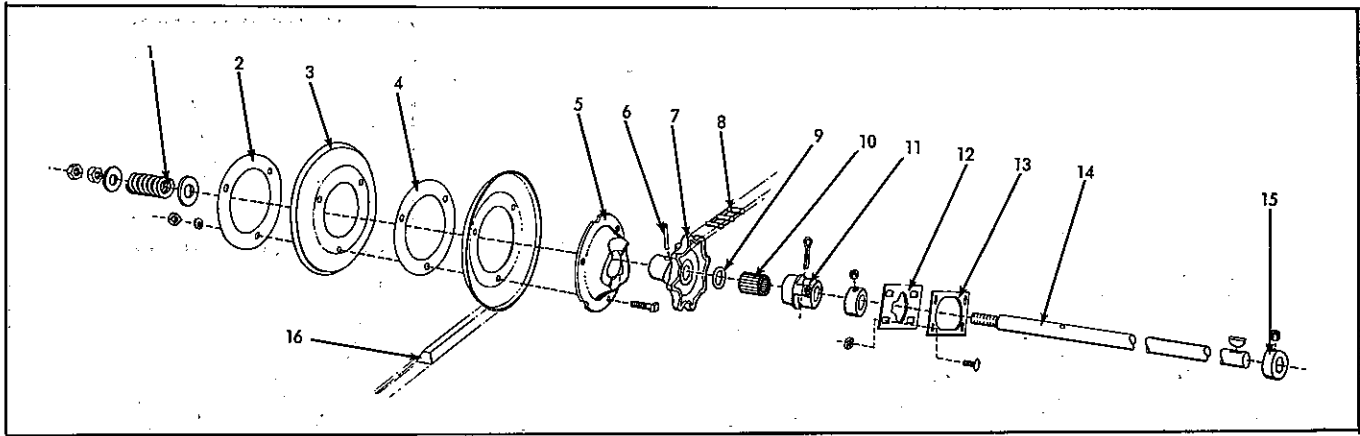
CONVEYOR & SEPARATOR DRIVE (Cont'd)
Used prior to 23801

ITEM	PART NUMBER	QTY.	DESCRIPTION	ASSEMBLY OR PACKAGE NO.
3	540654	1	SUPPORT, trough	
4	540522	1	SHEET, trough side, R.H.	
5	540405	1	HOUSING, bearing, rear	
		1	914465 FITTING, lubrication	
	540368	1	SHEAVE ASSY.(Incl. SHEAVE & items 7, 8 & 13)(used prior to 15551)	
	501286	1	SHEAVE ASSY.(Incl. SHEAVE & items 7, 8 & 13)(Used on 15551 thru 23800)	
6	509117	1	SHEAVE (8-1/2" Diam.)	
		3	919360 CAPSCREW (used prior to 15551)	
		3	917400 CAPSCREW (used on 15551 thru 23800)	
		3	919312 LOCKWASHER	
		3	916950 NUT	
7	502801	-	SPACER (4-13/16" Diam.)(6 used prior to 15551; 4 used on 15551 thru 23800)	
8	535522	1	PLATE, reinforcing	
9	540591	2	CLAMP, slip clutch	
		2	907729 CAPSCREW	
		2	919311 LOCKWASHER	
		1	922091 WASHER	
		1	918459 PIN	
		1	919392 WASHER	
		2	917372 NUT	
10	540445	2	LINING, slip clutch	
11	540633	1	PIN, clutch drive	
12	540301	1	SPACER	
13	540414	1	HUB, drive sheave	
14	500099	1	SHIM, auger bearing (4-1/2" Diam.)(used on 7398 thru 15550)	
15	508182	1	BEARING, roller	
16	540523	1	HEAD, rear	
17	540630	1	SUPPORT, trough, rear	
		2	907727 CAPSCREW	
		2	919310 LOCKWASHER	
		2	916622 NUT	
18	540632	1	SHAFT (1" x 71-3/8")(used prior to 15551)	
	501390	1	SHAFT (1" x 69")(used on 15551 thru 23800)	
19	540524	1	TROUGH, conveyor	
		4	916081 SCREW, mach.	
		2	907727 CAPSCREW	
		6	919310 LOCKWASHER	
		6	916622 NUT	
20	540318	1	SUPPORT, trough, front	
	540462	1	SCREEN, weed (1/16" x 3/8" perforations)(grains)	
	540461	1	SCREEN, weed (7/64" x 5/8" perforations)(soy beans)	
	-----	1	SCREEN, weed (5/64" x 3/4" perforations)(rice)(see machinery)	
21	540559	1	COVER, conveyor (seeds)	
		3	917451 SCREW, mach.	
		3	919310 LOCKWASHER	
		3	916622 NUT	
	540372	1	SPIRAL ASSY.(used prior to 15551)	
22	501289	1	SPIRAL ASSY.(used on 15551 thru 23800)	
	903629	2	CAPSCREW, 3/8NC x 3/4	
		1	919312 LOCKWASHER	
23	540400	1	SUPPORT, trough, rear	
24	540483	1	TROUGH, conveyor	
		5	900764 RIVET	
		3	919309 SCREW, mach.	
		3	919311 LOCKWASHER	
		3	917372 NUT	
25	540652	1	COLLAR (used prior to 15551)	
		1	912587 RIVET	
26	501292	1	JOINT, universal (used on 7398 thru 15550)	
		1	905126 KEY, woodruff	
		1	910321 RIVET	
27	540705	4	CLIP, screen wiper	
		2	916081 SCREW, mach.	
		2	919310 LOCKWASHER	
		2	916622 NUT	
28	540378	2	WIPER ASSY.(Incl. item 27)	
		2	916081 SCREW, mach.	
		2	919310 LOCKWASHER	
		2	916622 NUT	
		2	907722 SCREW, mach. (f/wiper)	



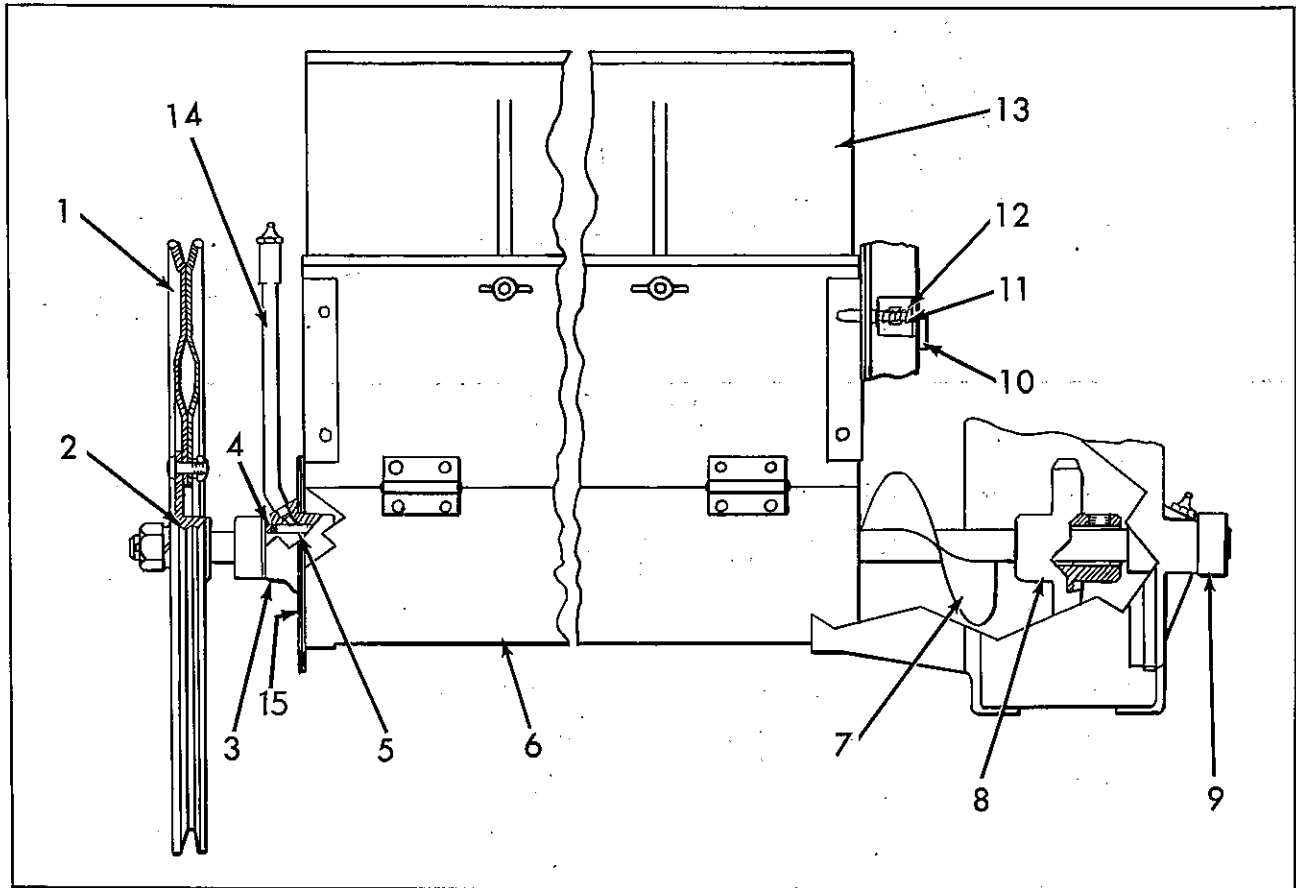
GRAIN CONVEYOR
Used on 23801 & up

ITEM	PART NUMBER	QTY.	DESCRIPTION	ASSEMBLY OR PACKAGE NO.
1	550244	3	CAP, spring	
2	501294	3	SPRING, clutch (Std.)	
	516026	3	SPRING, clutch (special for S-35 Hart Scour Kleen)	
3	540303	1	RING, clutch (used on 23801 thru 41831)	
	503769	1	RING, clutch (used on 41832 thru 58836)	
	507194	1	RING, clutch (used on 58837 & up)	
	500705	1	HUB, clutch (used on 23801 thru 41831)	
	503768	1	HUB, clutch (used on 41832 thru 58836)	
4	507193	1	HUB, clutch (used on 58837 & up)	
		1	905123 KEY, woodruff	
		1	917373 LOCKWASHER	
		1	918241 NUT	
5	507265	1	CLUTCH ASSY.(Incl. SPROCKET & items 1 thru 4)(used on 58837 & up)(supersedes 501984 & 503930)	
		1	905123 KEY, woodruff	
		1	917373 LOCKWASHER	
		1	918241 NUT	
		500694	1	SPROCKET, driven (std. 14T.)(used on 23801 thru 41831)
6	502354	1	SPROCKET, driven (std. 14T.)(used on 41832 thru 58836)	
	505593	1	SPROCKET, driven (special 12 T.)(used on 23801 thru 58836)	
	507192	1	SPROCKET, driven (std. 14 T.)(used on 58837 & up)	
	507389	1	SPROCKET, driven (special 12 T.)(used on 58837 & up)	
		3	922140 BOLT, carriage	
7		3	917372 NUT	
	501948	1	BEARING ASSY.(std.)(incl. HOUSING & item 7)	
8	505958	1	BEARING ASSY.(special)(Incl. HOUSING & item 7)	
		1	915276 FITTING, lubrication	
9	500983	2	BUSHING	
10	501947	1	DISC, CONVEYOR	
		6	916081 SCREW, mach.	
		6	919310 LOCKWASHER	
		6	916622 NUT	
11	-----	1	CONVEYOR ASSY.(Incl. SPIRAL & items 1 thru 8 & 13)(used on 23801 thru 41831)(order 503840)	
	503840	1	CONVEYOR ASSY.(Incl. items 1 thru 10)	
		5	916081 SCREW, mach.	
		5	919310 LOCKWASHER	
		5	916622 NUT	
12	501944	1	SPIRAL ASSY.(used on 23801 thru 41831)	
	526372	1	SPIRAL ASSY.(used on 41832 & up)(supersedes 503841)	
	501935	1	SLINGER, conveyor (used on 23801 thru 41831)	
	505650	1	SLINGER, conveyor (used on 41832 & up)(supersedes 503792)	
13		1	910927 RIVET	
	501920	1	BEARING ASSY, conveyor, front (Incl. one of item 7)	
		3	916944 BOLT, carriage	
		3	919310 LOCKWASHER	
14		3	916622 NUT	
	517967	1	SPROCKET (9T.)	
		1	902872 SETSCREW	
		1	919392 WASHER	
15		1	905126 KEY, woodruff	
	500707	1	WIPER, weed screen (used on 23801 thru 41831)	
		1	910927 RIVET	



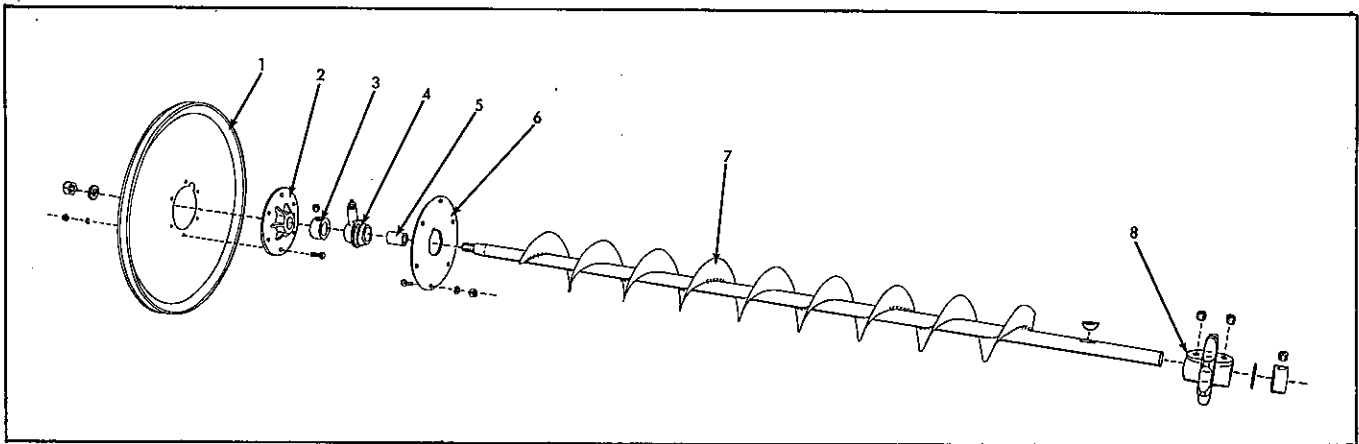
SEPARATOR DRIVE SHAFT
Used on 23801 & up

ITEM	PART NUMBER	QTY.	DESCRIPTION	ASSEMBLY OR PACKAGE NO.
1	535594	1	SPRING 1 918432 WASHER 1 915726 NUT 1 918935 NUT	
2	535522	1	REINFORCEMENT, sheave	
3	509117	2	SHEAVE (8-1/2" Diam.) 3 919360 CAPSCREW 3 919312 LOCKWASHER 3 916950 NUT	
4	502801	5	SPACER, sheave (5-7/8" Diam.)	
5	500698	1	HUB 1 915275 FITTING, lubrication 1 922091 WASHER	
6	501940	1	PIN (1/4" x 1-7/16")	
7	500693	1	SPROCKET, drive (8T. 7/8" bore) (use 543132, bulk chain)	
8	-----	20	LINK, chain	
9	535475	1	CAP, bearing	
10	507226	1	BEARING, roller	
11	501941	1	BEARING ASSY. (Incl. HOUSING & items 9 & 10) 1 915275 FITTING, lubrication 1 918458 PIN, cotter	
12	501603	1	REINFORCEMENT, outer 4 919413 BOLT, carriage 4 919311 LOCKWASHER 4 917372 NUT	
13	504007	1	REINFORCEMENT, Inner (Used on 41832 & up)	
14	501938	1	SHAFT ASSY., Drive (Incl. SHAFT & items 1 thru 7, 11 & 15)	
	501939	1	SHAFT, drive (7/8" x 69-7/16")	
15	516090	4	COLLAR 1 910544 SETSCREW 1 902872 SETSCREW	
16	502435	4	BELT, drive	



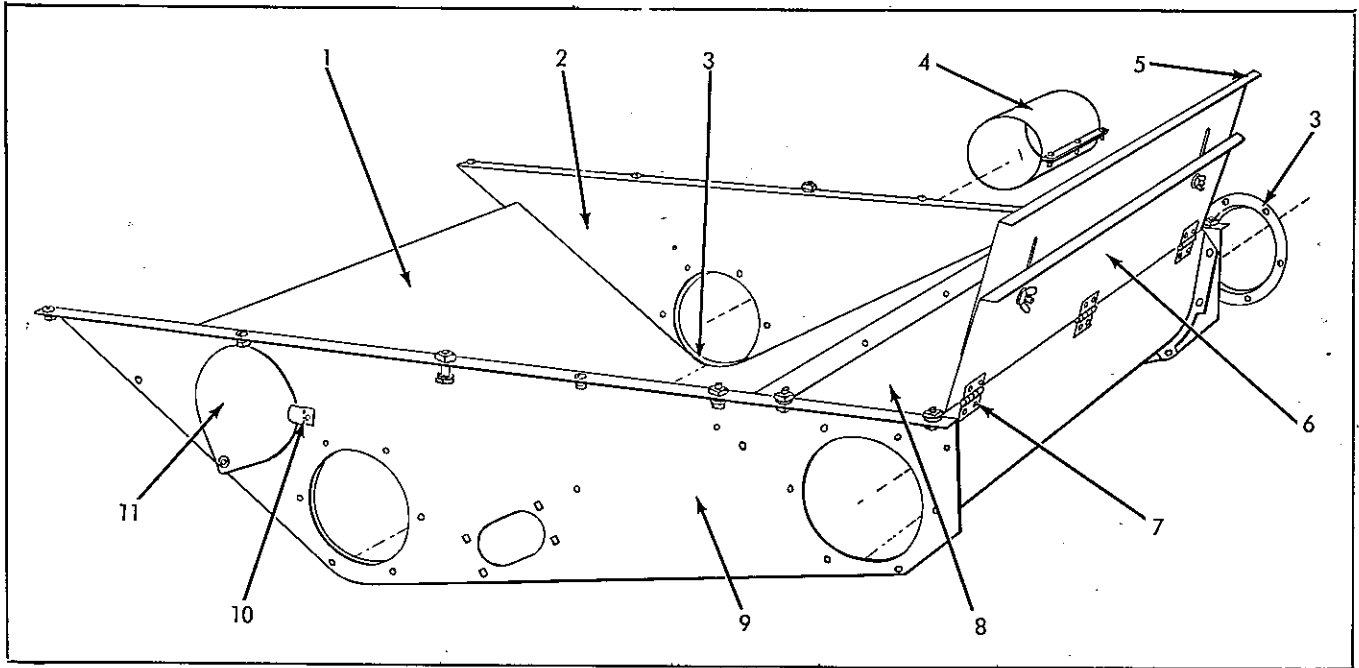
TAILINGS CONVEYOR & HOUSING
Used prior to 23801 & up

ITEM	PART NUMBER	QTY.	DESCRIPTION	ASSEMBLY OR PACKAGE NO.
1	520065	1	SHEAVE (15-5/8" Diam.)	
		6	916019 CAPSCREW	
		6	919310 LOCKWASHER	
		6	917372 NUT	
2	535485	1	HUB, sheave	
		1	919437 NUT	
		1	917373 NUT	
		1	920117 PIN, cotter	
3	535484	1	BEARING ASSY. (Incl. HOUSING & items 4 & 5)	
		1	920580 WASHER, plain	
4	535475	1	CAP, bearing	
5	507226	1	BEARING, roller	
6	540327	1	TROUGH ASSY.	
7	540364	1	SPIRAL ASSY.	
8	517259	1	SPROCKET, LOWER (Incl. SETSCREW w/standard thread)	
		1	905126 KEY, woodruff	
		2	910544 SETSCREW (special thread)	
9	516090	2	COLLAR, Set (7/8") (Incl. SETSCREW	
		1	910544 SETSCREW (special thread)	
		1	902872 SETSCREW (standard thread)	
10	540678	2	ROD, catch	
		2	918445 PIN, cotter	
11	540460	2	SPRING, catch	
12	535539	2	CLIP, trough catch	
13	540499	1	BOARD, tail	
		2	916944 BOLT, carriage	
		2	916952 NUT	
14	540720	1	NIPPLE, pipe (1/8" x 6")	
		1	901763 COUPLING, pipe	
		1	914465 FITTING, lubrication	
15	540521	1	GUSSET, bearing	



TAILINGS CONVEYOR
Used on 23801 & up

ITEM	PART NUMBER	QTY.	DESCRIPTION	ASSEMBLY OR PACKAGE NO.
1	520065	1	SHEAVE (15-5/8" Diam.)	
			6 916019 CAPSCREW	
			6 919310 LOCKWASHER	
			6 916622 NUT	
2	535485	1	HUB	
			1 917373 LOCKWASHER	
			1 918241 NUT	
3	516090	2	COLLAR ASSY. (7/8") (Incl. SETSCREW)	
4	501948	1	1 902872 SETSCREW	
			BEARING ASSY. (Incl. BUSHING)	
5	500983	1	1 914465 FITTING, lubrication	
			BUSHING	
6	501947	1	DISC, removeable, auger	
			5 916081 SCREW, mach.	
			5 919310 LOCKWASHER	
			5 916622 NUT	
7	501950	1	AUGER	
8	517259	1	SPROCKET, lower (Incl. SETSCREW w/standard thread)	
			1 905126 KEY, woodruff	
			2 910544 SETSCREW (special thread)	
			2 902872 SETSCREW (standard thread)	

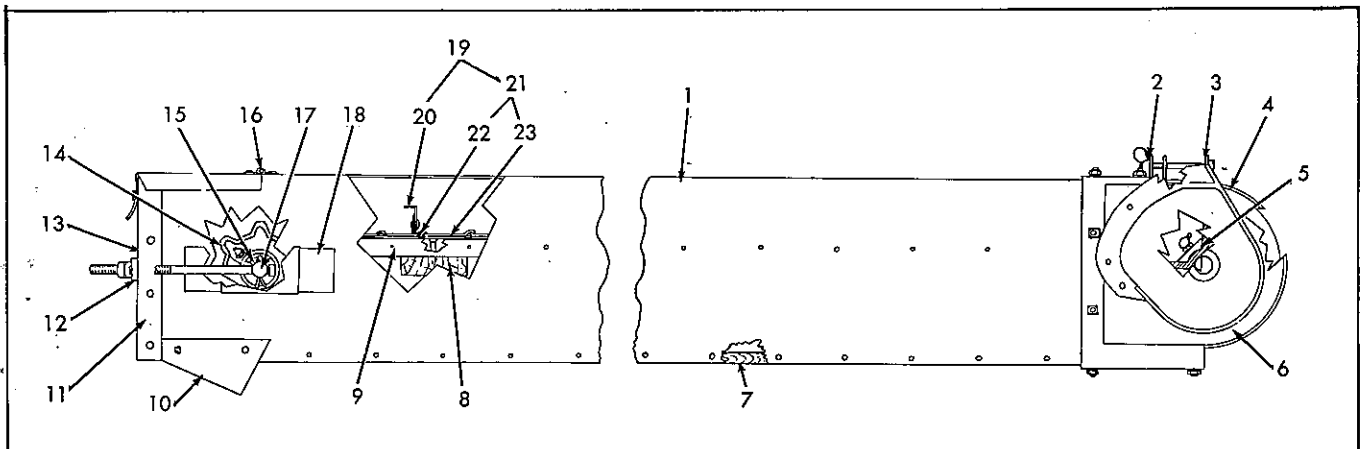


GRAIN & TAILINGS CONVEYOR HOUSING
Used on 23801 & up

ITEM	PART NUMBER	QTY.	DESCRIPTION	ASSEMBLY OR PACKAGE NO.
1	501597	1	HOUSING ASSY., Conveyor (Incl. items 2, 3, 6 & 8 thru 11)	
			6 916081 SCREW, mach.	
			2 919318 CAPSCREW	
			6 919310 LOCKWASHER	6 916622 NUT
			2 919311 LOCKWASHER	2 917372 NUT

GRAIN & TAILINGS CONVEYOR HOUSING (Cont'd)
Used on 23801 & up

ITEM	PART NUMBER	QTY.	DESCRIPTION	ASSEMBLY OR PACKAGE NO.
1	501601	1	CHUTE, grain	
			7 901149	RIVET
			2 907168	RIVET
2	501598	1	SIDE, front	
			6 901149	RIVET
			5 907168	RIVET
			3 916081	SCREW, mach.
			1 919318	CAPSCREW
			3 919310	LOCKWASHER
			3 919311	LOCKWASHER
			3 916622	NUT
3	501602	2	RING, conveyor	
			6 907168	RIVET
4	501930	1	COVER, blank	
			3 916532	SCREW, mach.
			3 919310	LOCKWASHER
5	501800	1	TAILBOARD, tailings trough	
			2 916944	BOLT, carriage
			2 916952	NUT, wing
			2 917377	WASHER
			2 917642	WASHER
			6 501797	1
6 911200	RIVET			
7	535584	3	HINGE	
			2 910542	RIVET
8	501600	1	TROUGH tailings	
			7 901149	RIVET
9	501599	1	SIDE, rear	
			5 901149	RIVET
			3 916081	SCREW, mach.
			1 919318	BOLT, carriage
			3 919310	LOCKWASHER
			1 919311	LOCKWASHER
10	535556	1	CLIP, cover	
11	501604	1	COVER, hand hole	
			1 900793	RIVET
			1 910531	WASHER, riveting



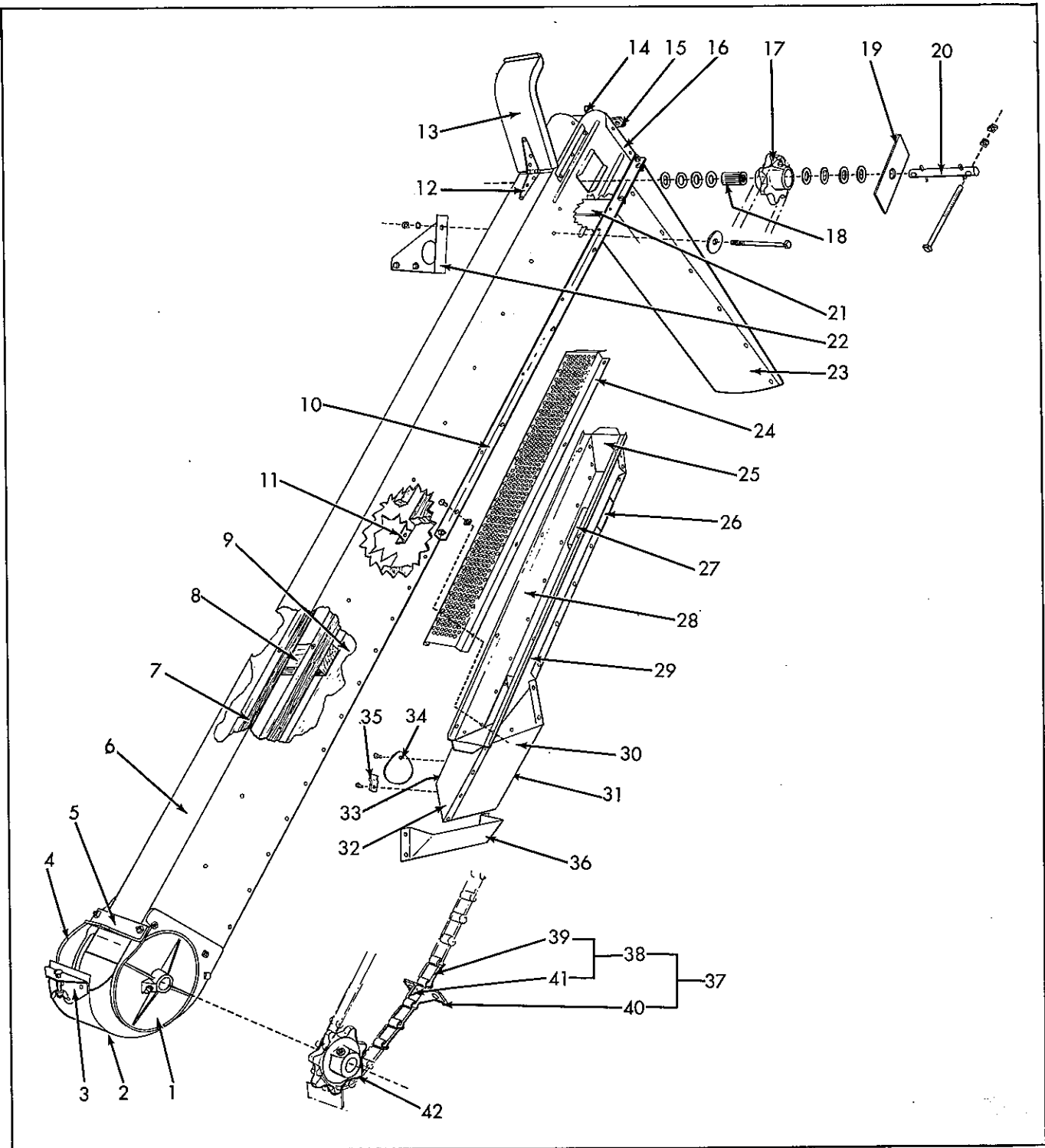
TAILINGS ELEVATOR
Used prior to 15551

ITEM	PART NUMBER	QTY.	DESCRIPTION	ASSEMBLY OR PACKAGE NO.
-	540345	1	ELEVATOR ASSY.	
1	540565	1	SECTION, elevator	
2	540480	1	CLIP, door	
3	R5D-14866	1	U-CLIP, door (not stocked)	
4	540479	1	DOOR, lower	
			1 919356	CAPSCREW
			1 916952	NUT, wing
			2 921906	BOLT, carriage
			2 919310	LOCKWASHER
			2 916622	NUT

Continued
75

TAILINGS ELEVATOR (Cont'd)
Used prior to 15551

ITEM	PART NUMBER	QTY.	DESCRIPTION	ASSEMBLY OR PACKAGE NO.
5	540395	1	HEAD, bottom, outer	
			2 907722 SCREW, mach.	
			2 918214 SCREW, mach.	
			2 921906 BOLT, carriage	
			6 919310 LOCKWASHER	
			1 915276 FITTING, lubrication	
6	540394	1	HEAD, bottom, inner	
			1 907722 SCREW, mach.	
			2 918214 SCREW, mach.	
			4 921906 BOLT, carriage	
			7 919310 LOCKWASHER	
			7 916622 NUT	
7	540733	1	BOTTOM	
			36 910834 NAIL	
8	540722	5	SUPPORT, track	
			2 902512 SCREW	
	540316	1	TRACK ASSY., raddle (Incl. item 8)	
			34 910836 NAIL	
9	540721	2	TRACK, raddle	
			5 902512 SCREW	
			17 910836 NAIL	
10	540564	1	EXTENSION, upper head	
			4 910911 RIVET	
11	540566	1	DOOR, upper head	
			4 907168 RIVET	
12	540606	1	BAR, adjusting bolt	
			2 910296 RIVET	
13	540563	1	PLATE, tie, upper head	
			8 901149 RIVET	
14	535489	1	SPROCKET, upper	
			8 919389 WASHER	
			2 918459 PIN, cotter	
			1 915273 FITTING, lubrication	
15	507225	1	BEARING, roller	
16	535584	2	HINGE	
			4 907168 RIVET	
17	540689	1	SHAFT, upper (3/4" x 6-1/8")	
			2 910596 BOLT	
			2 910306 NUT	
18	535520	2	SLIDE, bearing, upper	
19	540374	1	RADDLE ASSY.(Incl. items 20 & 21)	
	540317	15	BLOCK ASSY.(Incl. BLOCK & items 22 & 23)	
20	540478	15	BLOCK, raddle	
			2 910516 RIVET	
21	-----	1	CHAIN ASSY.(Incl. items 22 & 23)(Discontinued - order components)	
22	535568	15	LINK, chain, attaching	
23	-----	74	LINK, chain, plain (use 543132, bulk chain)	



TAILINGS ELEVATOR
Used on 15551 & up

ITEM	PART NUMBER	QTY.	DESCRIPTION	ASSEMBLY OR PACKAGE NO.
-	501149	1	ELEVATOR ASSY.(Incl. items 1 thru 21 & 37)(used on 15551 thru 23800)	
-	505849	1	ELEVATOR ASSY.(Incl. items 1 thru 21 & 37)(used on 23801 & up)	
1	500686	1	HEAD, bottom; outer	
	1		916532 SCREW, mach.	
	2		918214 SCREW, mach.	
	2		922032 SCREW, mach.	
	2		917377 WASHER	
	5		919310 LOCKWASHER	
	1		919311 LOCKWASHER	
	5		916622 NUT	
	1		914465 FITTING, lubrication	
	1		917372 NUT	

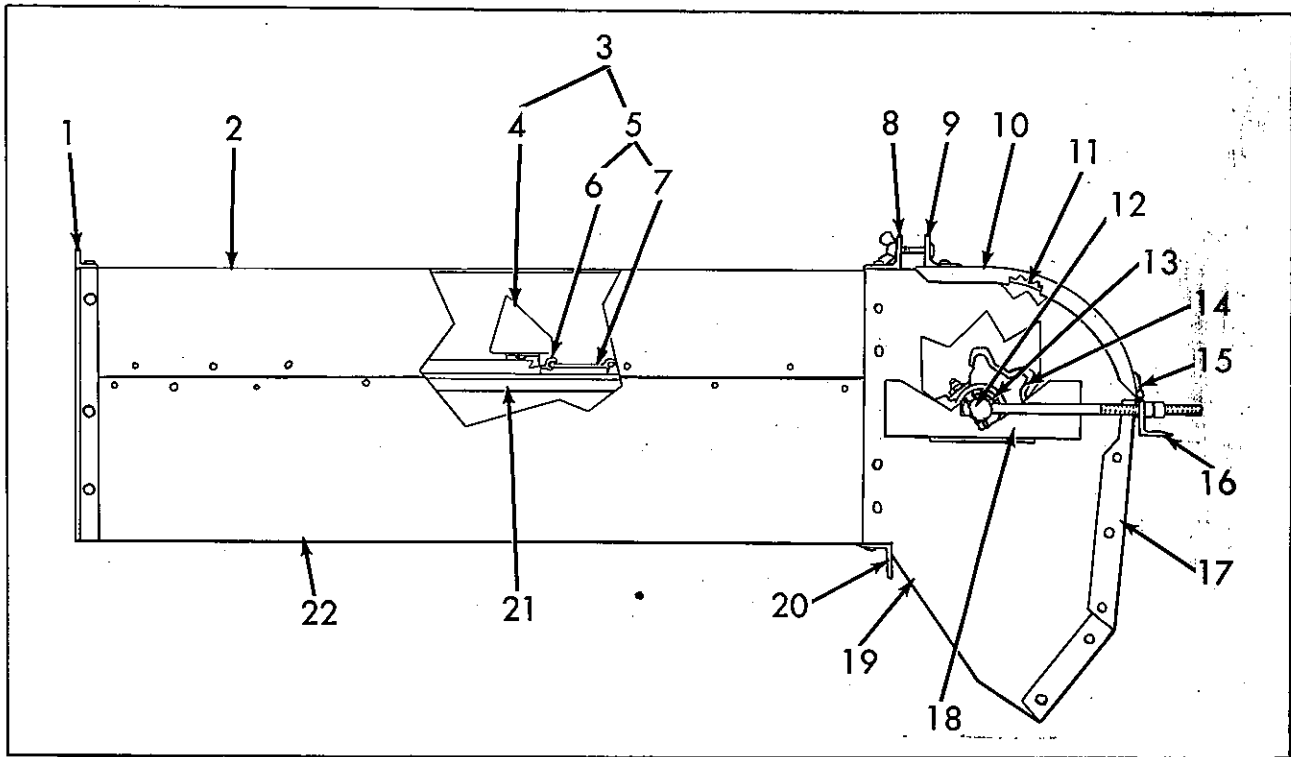
Continued

TAILINGS ELEVATOR (Cont'd)
Used on 15551 & up

ITEM	PART NUMBER	QTY.	DESCRIPTION	ASSEMBLY OR PACKAGE NO.
2	501161	1	DOOR ASSY. lower (Incl. item 3) 2 922032 SCREW, mach. 2 917377 WASHER 5 919310 LOCKWASHER 1 920162 BOLT, carriage 1 918468 NUT, wing	
3	501163	1	CLIP, lower door 3 910280 RIVET	
	501012	1	HEAD, bottom, inner (used on 15551 thru 23800)	
	500685	1	HEAD, bottom, inner (used on 23801) 1 916532 SCREW, mach. 2 918214 SCREW, mach. 1 917419 CAPSCREW 2 922032 SCREW, mach. 2 917377 WASHER 5 919310 LOCKWASHER 1 919311 LOCKWASHER 5 916622 NUT 1 917372 NUT	
4				
5	501164	1	ANGLE, clip, lower door 2 916532 SCREW, mach. 2 919310 LOCKWASHER 2 916622 NUT	
6	501150	1	BODY (used on 15551 thru 23800)	
	505800	1	BODY (used on 49837 & up) (f/23801 thru 49836 also order 505795, 505798, 511379)	
	501157	1	TRACK ASSY. (Incl. TRACK & item 8) (used on 15551 thru 23800)	
	501582	1	TRACK ASSY. (Incl. TRACK & item 8) (used on 23801 & up) 24 910836 NAIL	
	501158	2	TRACK (used on 15551 thru 23800)	
7	501583	2	TRACK (used on 23801 & up) 1 902511 SCREW 5 902512 SCREW 12 910836 NAIL	
8	501159	6	SUPPORT, track	
	501160	1	BOTTOM, elevator (used on 15551 thru 23800)	
9	501584	1	BOTTOM, elevator (used on 23801 & up) 12 910834 NAIL 12 910836 NAIL	
10	501168	1	ANGLE, chute, front 3 910525 RIVET 2 910282 RIVET	
11	501169	1	ANGLE, chute, rear 3 910525 RIVET 2 910282 RIVET	
12	535583	1	HINGE 6 910542 RIVET	
	501155	1	DOOR ASSY., upper head (Incl. DOOR & item 12) (used on 15551 thru 49836)	
13	505798	1	DOOR ASSY., upper head (Incl. DOOR & item 12) (used on 49837 & up)	
	501156	1	DOOR, upper head (used on 15551 thru 49836) 3 910542 RIVET	
14	511379	1	SPRING, upper door 1 919322 BOLT, carriage 1 917377 WASHER 1 919310 LOCKWASHER 1 916622 NUT	
15	505797	1	BAR, adjusting bolt 2 910296 RIVET	
	501152	1	PLATE ASSY., tie (Incl. PLATE & item 15) (used on 15551 thru 49836)	
	505795	1	PLATE ASSY., tie (Incl. PLATE & item 15) (used on 49837 & up)	
16	501153	1	PLATE, tie (used on 15551 thru 49836) 2 901149 RIVET 2 916532 SCREW 2 916622 NUT 2 919310 LOCKWASHER	
17	535489	1	SPROCKET, upper 6 918432 WASHER 2 918459 PIN, cotter 1 914465 FITTING, lubrication 2 919390 WASHER	
18	507225	1	BEARING, roller	
19	535520	2	SLIDE, bearing	
20	501151	1	SHAFT, upper (3/4" x 5-1/2") 2 910596 BOLT 2 910306 NUT	

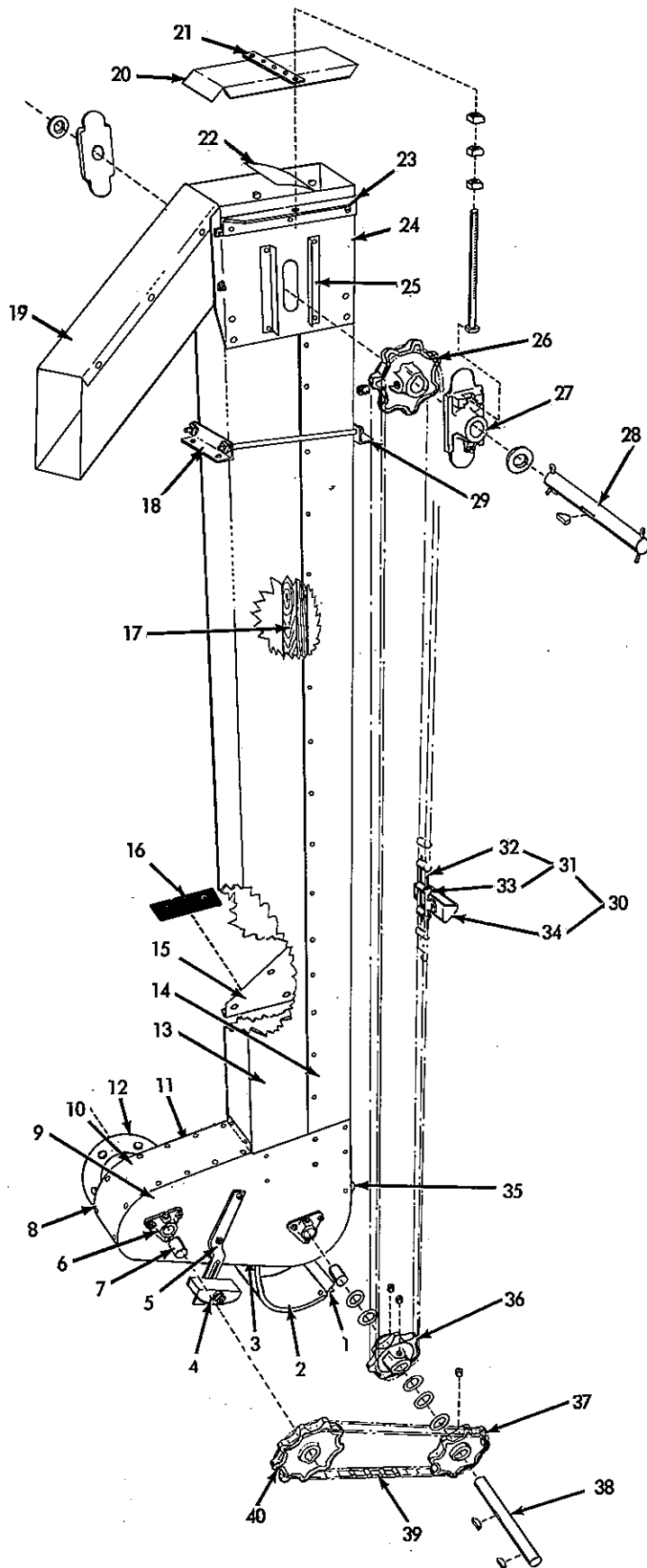
TAILINGS ELEVATOR (Cont'd)
Used on 15551 & up

ITEM	PART NUMBER	QTY.	DESCRIPTION	ASSEMBLY OR PACKAGE NO.
21	501170	1	FILLER, bottom	
			4 910282 RIVET	
22	501596	1	SUPPORT, tailings elevator (used on 23801 & up)	
			2 919318 CAPSCREW	
			2 919311 LOCKWASHER	
			2 917372 NUT	
23	501593	1	SPOUT, tailings elevator (used on 23801 & up)	
			4 916081 SCREW, mach.	
			4 919310 LOCKWASHER	
			4 916622 NUT	
	501197	1	SIEVE, elevator (3/8" perforations)(used on 23801 & up)	
	501514	1	SIEVE, elevator (9/16" perforations)(used on 23801 & up) (See Machinery)	
24	501513	1	SIEVE, elevator (9/64" perforations)(Used on 23801 & up) (see machinery)	
	501200	1	BLANK, elevator (special for seeds)(used on 23801 & up) (see machinery)	
	501585	1	CHUTE ASSY (Incl. BOTTOM CHUTE & items 26 thru 35)(used 23801 & up)	
			8 916081 SCREW, mach.	
25			8 919310 LOCKWASHER	
			8 916622 NUT	
	501586	1	BOTTOM, chute (used on 23801 & up)	
			7 911200 RIVET	
26	502369	2	GUIDE, chute door (used on 23801 & up)	
			2 911200 RIVET	
27	502368	1	DOOR, hand hole (used on 23801 & up)	
28	501588	1	CHUTE, rear (used on 23801 & up)	
29	501587	1	CHUTE, front (used on 23801 & up)	
30	501589	1	SPOUT, lower front (used on 23801 & up)	
31	501592	1	END, lower spout, L.H. (used on 23801 & up)	
			12 911200 RIVET	
32	501591	1	END, lower spout, R.H. (used on 23801 & up)	
			8 911200 RIVET	
33	501590	1	SPOUT, lower rear (used on 23801 & up)	
34	501604	1	COVER, hand hole (used on 23801 & up)	
			1 900793 RIVET	
			1 910531 WASHER, riveting	
35	535556	1	CLIP, hand hole cover (used on 23801 & up)	
			1 907168 RIVET	
36	501959	1	HOPPER, elevator chute (used on 23801 & up)	
			4 916081 SCREW, mach.	
			4 919310 LOCKWASHER	
			4 916622 NUT	
37	501165	1	RADDLE ASSY., (Incl. items 38 & 40)	
38	501166	1	CHAIN ASSY., raddle (Incl. items 39 & 41)	
39	-----	84	LINK, chain (plain) (use 543132, bulk chain)	
	501423	17	BLOCK ASSY. (Incl. BLOCK & item 41)	
40	501167	17	BLOCK	
			2 910516 RIVET	
41	535568	17	LINK, chain, attaching	
42	517259	1	SPROCKET, lower (Incl. SETSCREW w/standard thread)	
			2 910544 SETSCREW (special thread)	
			1 905126 KEY, woodruff	
			2 902872 SETSCREW (standard thread)	



GRAIN BIN ELEVATOR
Used prior to 23801

ITEM	PART NUMBER	QTY.	DESCRIPTION	ASSEMBLY OR PACKAGE NO.
-	540346	1	BODY ASSY. (Incl. items 1, 2, 8 thru 22)	
1	540578	1	FLANGE	
		8	900793 RIVET	
2	540477	1	BODY (small)	
		12	910936 NAIL	
3	501310	1	RADDLE ASSY. (Incl. items 4 thru 7)	
	501312	21	BUCKET ASSY. (Incl. BUCKET & item 6)	
4	501311	21	BUCKET	
		2	910311 RIVET	
5	540466	1	CHAIN, raddle (Incl. items 6 & 7)	
6	533340	21	LINK, chain, attaching	
7	-----	88	LINK, chain, plain (use 543134, bulk chain)	
8	540607	1	CLIP, upper door, lower	
		2	910282 RIVET	
9	540609	1	CLIP, door	
		2	910282 RIVET	
		1	921920 BOLT, carriage	
		1	916952 NUT, wing	
		1	917377 WASHER	
10	540511	1	DOOR, upper	
		4	900793 RIVET	
11	540539	1	DOOR, upper, inner	
12	540688	1	SHAFT, upper (3/4" x 7-3/8")	
		2	910596 BOLT	
		2	910306 NUT	
13	507225	1	BEARING, roller	
14	540426	1	SPROCKET, upper	
		8	919389 WASHER	
		2	918459 PIN, cotter	
		1	914465 FITTING, lubrication	
15	535584	2	HINGE	
		4	900793 RIVET	
16	540608	1	ANGLE, cross	
		4	910282 RIVET	
17	540510	1	COVER	
		10	901149 RIVET	
18	535520	2	SLIDE, bearing	
19	540509	1	HEAD	
		8	901149 RIVET	
20	540614	1	CLIP, large body	
		2	910282 RIVET	
21	540751	1	BOARD, center	
		40	910836 NAIL	
22	540476	1	BODY, large	
		12	910936 NAIL	



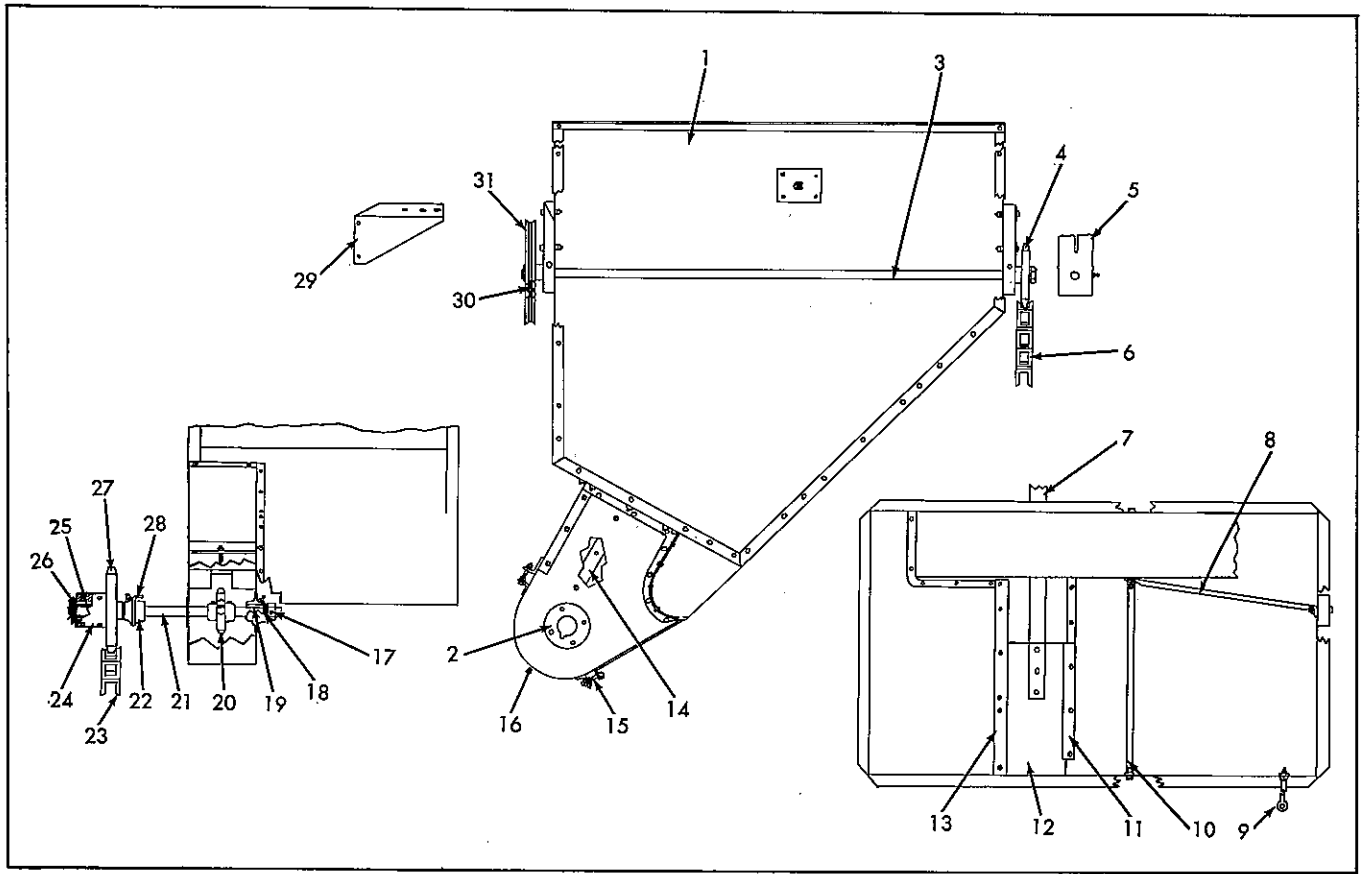
GRAIN ELEVATOR

GRAIN ELEVATOR
Used on 23801 & up

ITEM	PART NUMBER	QTY.	DESCRIPTION	ASSEMBLY OR PACKAGE NO.
-	501816	1	ELEVATOR ASSY.(Incl. items 1 thru 8 & 13, 14, 15, 17, 20 thru 28 & 30 thru 38)	
		2	910570 BOLT	
		2	919311 LOCKWASHER	
		2	907731 CAPSCREW	
		2	919312 LOCKWASHER	
		2	916950 NUT	
1	500438	1	CLIP, door (used on 23801 thru 49836)	
	505794	1	CLIP, lower door (used on 49837 & up)	
		2	910516 RIVET	
	520072	1	DOOR ASSY., lower (Incl. DOOR & items 1 & 3)	
		3	910542 RIVET	
		1	921921 BOLT, carriage	
		1	916622 NUT	
2	501832	1	DOOR, lower (used on 23801 thru 49836)	
	505793	1	DOOR, lower (used on 49837 & up)	
		3	910542 RIVET	
		2	910516 RIVET	
3	535583	1	HINGE, lower door	
		6	910542 RIVET	
4	501835	1	SLIDE, chain	
		1	919458 BOLT, carriage	
		1	917378 WASHER	
		1	919312 LOCKWASHER	
		1	916950 NUT	
5	503817	1	BRACKET, chain tightener	
		2	916019 CAPSCREW	
		2	919310 LOCKWASHER	
		2	916622 NUT	
6	501920	3	BEARING ASSY.(Incl. item 7)	
		3	916944 BOLT, carriage	
		3	919310 LOCKWASHER	
		1	914465 FITTING, lubrication	
7	500983	3	BUSHING	
8	501827	1	HEAD ASSY., lower (Incl. items 1, 2, 3, 6 & 9 thru 12)	
		12	910280 RIVET	
		4	902571 SCREW	
9	501828	1	HEAD, front	
		5	910280 RIVET	
		2	902571 SCREW	
		15	910542 RIVET	
10	501830	1	WRAPPER	
		30	910542 RIVET	
11	501829	1	HEAD, rear	
		5	910280 RIVET	
		2	902571 SCREW	
		15	910542 RIVET	
12	501602	1	RING, lower head	
		6	907168 RIVET	
13	501817	1	COLUMN, body (large)	
		16	910834 NAIL	
		14	910836 NAIL	
14	501818	1	COLUMN, body (small)	
		16	910834 NAIL	
		14	910836 NAIL	
15	501821	1	SUPPORT	
		5	900766 RIVET	
		2	902571 SCREW	
16	502190	1	SPACER, support	
17	501819	1	BOARD ASSY., center	
		16	910834 NAIL	
		14	910836 NAIL	
		6	902571 SCREW	
18	501856	1	ANGLE, attaching	
		2	919318 CAPSCREW	
		2	919311 LOCKWASHER	
		2	917372 NUT	
19	501838	1	SPOUT	
		4	916081 SCREW, mach.	
		4	919310 LOCKWASHER	
		4	916622 NUT	
20	501824	1	DOOR ASSY., upper (Incl. DOOR & item 21)	
		2	910306 NUT	
21	501825	1	DOOR	
	500450	1	BAR, cross	
		3	910516 RIVET	

GRAIN ELEVATOR (Cont'd)
Used on 23801 & up

ITEM	PART NUMBER	QTY.	DESCRIPTION	ASSEMBLY OR PACKAGE NO.
22	503814	1	DEFLECTOR, upper head (used on 41832 & up)	
		2	916080 SCREW, mach.	
		2	910533 LOCKWASHER	
		2	916621 NUT	
23	500445	2	ANGLE, head	
		2	910516 RIVET	
24	501822	1	HEAD ASSY., upper (Incl. HEAD & items 23 & 25)	
	501823	1	HEAD	
		10	910280 RIVET	
		4	910516 RIVET	
25	500446	4	SIDE, bearings	
		2	910516 RIVET	
26	517951	1.	SPROCKET, upper (7T. 3/4" bore)(Incl. SETSCREW)	
		1	905126 KEY, woodruff	
		1	910544 SETSCREW	
27	500346	2	BEARING, upper shaft	
		1	923106 CAPSCREW	
		1	916950 NUT	
		1	915276 FITTING, lubrication	
		1	919389 WASHER	
		1	918459 PIN, cotter	
28	501826	1	SHAFT, upper (3/4" x 8-1/16")	
29	501857	1	ANGLE, clamp	
30	507323	1	RADDLE ASSY., (Incl. CHAIN & items 31 thru 34)	
31	507324	1	CHAIN ASSY., (Incl. items 32 & 33)	
32	-----	72	LINK, chain (plain) (use 543132, bulk chain)	
33	535567	24	LINK, chain, attaching	
		2	910516 RIVET	
34	502398	24	BUCKET ASSY. (Incl. one each items 32 & 33)	
	501471	24	BUCKET	
		2	910516 RIVET	
35	500443	1	CLIP, lower door, upper	
		2	910516 RIVET	
36	517259	1	SPROCKET (7T. 7/8" bore)(Incl. SETSCREW)	
		4	919392 WASHER	
		1	905126 KEY, woodruff	
		1	910544 SETSCREW	
37	517966	1	SPROCKET (8T. 7/8" bore)	
		1	905126 KEY, woodruff	
		1	910830 WASHER, plain	
		1	902872 SETSCREW	
38	526374	1	SHAFT, lower (7/8" x 7-27/32)	
39	-----	25	LINK, chain (use 543132, bulk chain)	
40	517967	1	SPROCKET (9T. 7/8" bore)	
		1	905126 KEY, woodruff	
		1	902872 SETSCREW	

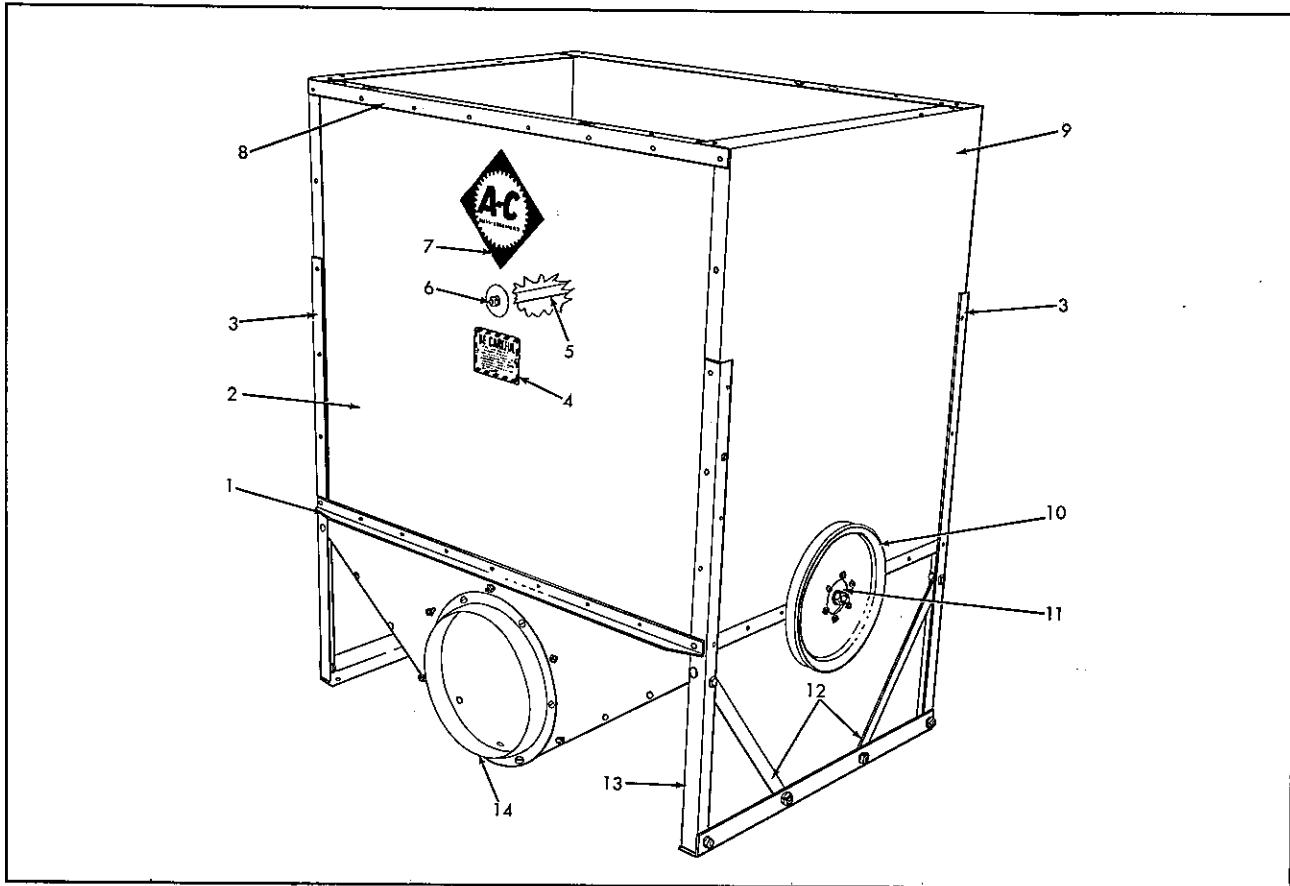


GRAIN BIN
Used prior to 23801

ITEM	PART NUMBER	QTY.	DESCRIPTION	ASSEMBLY OR PACKAGE NO.
1	540321	1	BIN ASSY.(Incl. items 1 thru 20 & 27 thru 31)(used prior to 15551)	
	501309	1	BIN ASSY.(Incl. items 1 thru 20 & 27 thru 31)(used on 15551 thru 23800)	
2	R4K-4570	1	PLATE (not stocked)	
3	540646	1	COUNTERSHAFT, reel drive (3/4" x 46")	
	500004	1	COUNTERSHAFT, reel drive (3/4" x 52")(f/extension axle)	
4	540412	1	SPROCKET (10T.)	
5	540736	1	919423 NUT	
		1	916966 LOCKWASHER	
		2	BEARING, reel countershaft (wood)(used prior to 15551)	
		2	921927 BOLT, carriage	
		2	917642 WASHER	
		2	919311 LOCKWASHER	
5	500723	2	BEARING, reel countershaft (used on 15551 thru 23800)	
		2	919414 BOLT, carriage	
		2	917642 WASHER	
		2	919310 LOCKWASHER	
		1	914465 FITTING, lubrication	
		1	914465 FITTING, lubrication	
6	-----	55	LINK, chain, plain (use 543132, bulk chain)	
7	540712	1	STRAP, handle, door	
8	540694	3	918214 SCREW, mach.	
		3	919310 LOCKWASHER	
		3	916622 NUT	
		1	916893 BOLT	
9	540650	1	919312 LOCKWASHER	
		1	916950 NUT	
		1	916950 NUT	
10	540695	1	BRACE, cross	
11	540485	1	908127 CAPSCREW	
		1	919312 LOCKWASHER	
		1	916950 NUT	
		1	SUPPORT, door, R.H.	
11	540485	6	907722 SCREW, mach.	
		6	919310 LOCKWASHER	
		6	916622 NUT	

GRAIN BIN (Cont'd)
Used prior to 23801

ITEM	PART NUMBER	QTY.	DESCRIPTION	ASSEMBLY OR PACKAGE NO.
12	540487	1	DOOR, bottom 3 918214 SCREW, mach. 3 919310 LOCKWASHER 3 916622 NUT	
13	540486	1	GUIDE, door, L.H. 4 916081 SCREW, mach. 1 916532 SCREW, mach. 5 919310 LOCKWASHER 5 916622 NUT	
14	540752	1	BOARD, center, lower 6 905764 SCREW	
15	540588	2	BOLT, lower door 2 917372 NUT	
16	540329	1	DOOR ASSY., elevator, lower 1 919617 CAPSCREW 1 919311 LOCKWASHER 2 917372 NUT 1 917642 WASHER 1 901165 WASHER, plain	
17	516090	1	COLLAR (7/8")(Incl. SETSCREW) 1 910544 SETSCREW (f/S5D-15558) 1 902872 SETSCREW (f/516090)	
18	535475	2	CAP, bearing	
19	507226	2	BEARING, roller	
20	540422	1	SPROCKET (7T. 7/8" bore) 1 910544 SETSCREW 1 905126 KEY, woodruff	
21	540616	1	SHAFT, lower (7/8" x 19")	
22	535484	2	BEARING ASSY. (Incl. HOUSING & items 18 & 19) 1 914465 FITTING, lubrication	
23	535585	25	LINK, chain, plain	
24	540591	2	CLAMP, slip clutch 2 907729 CAPSCREW 1 922091 WASHER 1 918459 PIN, cotter 1 917372 NUT	
25	540631	1	PIN, driving, clutch	
26	540445	2	LINING, slip clutch	
27	540428	1	SPROCKET, driven (14T.) 2 920580 WASHER, plain	
28	540488	1	BRACKET, bearing	
29	500263	1	BRACKET, support, elevator (used prior to 15551)	
30	535513	1	HUB, sheave 1 919423 NUT 1 916966 LOCKWASHER	
31	535502	1	SHEAVE (9-5/8" Diam.) 6 917388 SCREW, mach. 6 910533 LOCKWASHER 6 916621 NUT	



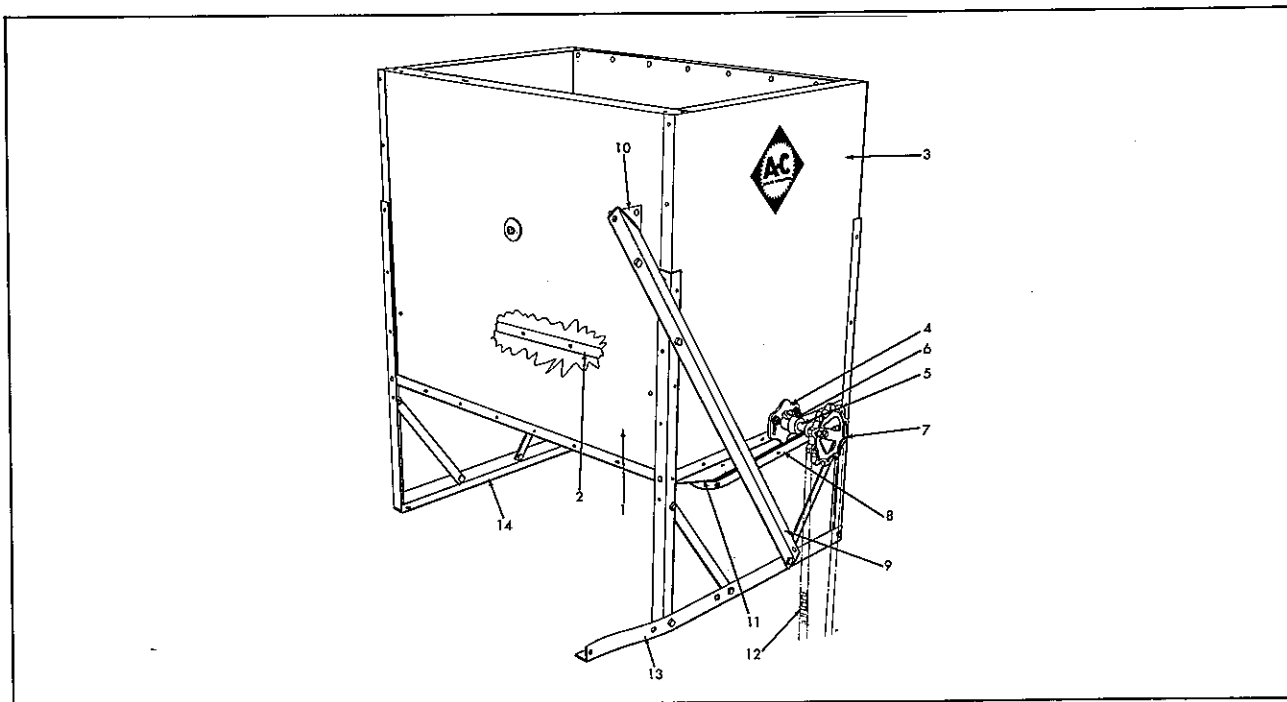
GRAIN BIN
L.H. Front View
Used on 23801 & up

ITEM	PART NUMBER	QTY.	DESCRIPTION	ASSEMBLY OR PACKAGE NO.
-	510298	1	BIN ASSY.(used on 86337 & up)(f/23801 thru 86336 also order 540412)	
		6	908127 CAPSCREW	
		6	919310 LOCKWASHER	
		6	916950 NUT	
1	514078	1	ANGLE, reinforcing	
		2	910298 RIVET	
		7	910282 RIVET	
	501842	1	SHEET, front (used on 23801 thru 31828)	
	503431	1	SHEET, front (used on 31829 & up)	
2		16	910516 RIVET	
		2	910297 RIVET	
		2	901149 RIVET	
		7	910282 RIVET	
3	501848	2	ANGLE, corner, R.H. Front & L.H. Rear	
		5	910516 RIVET	
		2	910297 RIVET	
4	525103	1	SIGN, safety	
		2	916079 SCREW, mach.	
		2	910533 LOCKWASHER	
		2	916621 NUT	
5	501853	1	SPACER (3/8" x 25-1/2")	
6	501854	1	ROD, spacer (3/8" x 27")	
		4	910825 WASHER, plain	
		2	919312 LOCKWASHER	
		2	916950 NUT	
7	532782	1	TRANSFER, trade mark (diamond)	
	501850	1	ANGLE, spout hook (used on 23801 thru 31828)	
	503430	1	ANGLE, spout hook (used on 31829 & up)	
8		6	910516 RIVET	
		2	910297 RIVET	
		2	910282 RIVET	

Continued

GRAIN BIN (Cont'd)
L.H. Front View
Used on 23801 & up

ITEM	PART NUMBER	QTY.	DESCRIPTION	ASSEMBLY OR PACKAGE NO.
9	501845	1	SHEET, left	
			9 910282 RIVET	
			4 901149 RIVET	
			10 910516 RIVET	
			2 910398 RIVET	
10	535502	1	SHEAVE (9-5/8" Diam.)	
			6 922026 SCREW, mach.	
			6 910533 LOCKWASHER	
			6 916621 NUT	
11	535513	1	HUB, sheave	
			1 919423 NUT	
12	501855	4	BRACE, post	
			2 908127 CAPSCREW	
13	501849	2	ANGLE, corner, R.H. rear & L.H. front	
			5 910516 RIVET	
14	501721	1	RING, swivel, auger	
			2 918214 SCREW, mach.	
			4 910170 SCREW, mach.	
			6 919310 LOCKWASHER	
			6 916621 NUT	



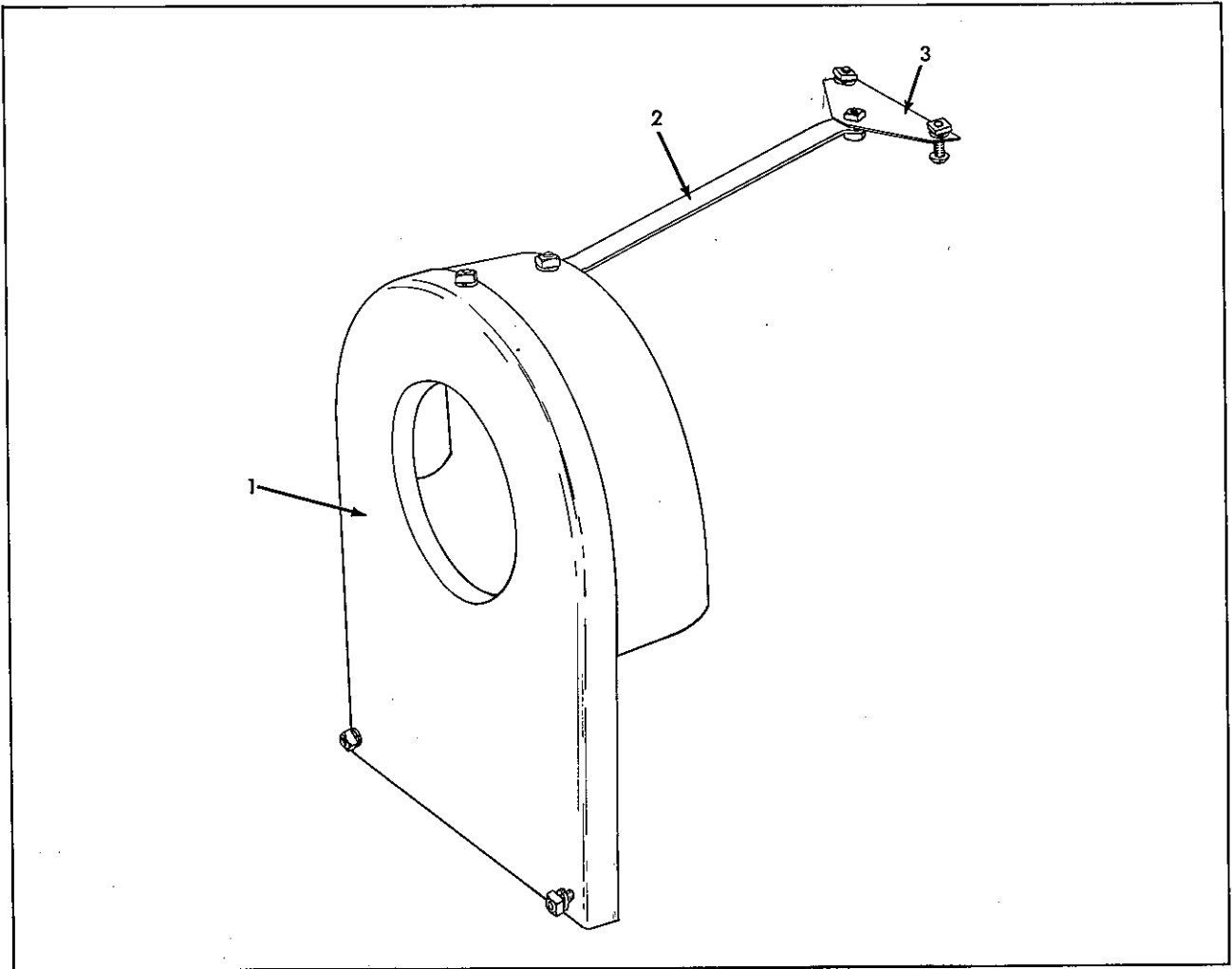
GRAIN BIN
R.H. Rear View
Used on 23801 & up

ITEM	PART NUMBER	QTY.	DESCRIPTION	ASSEMBLY OR PACKAGE NO.
1	501843	1	SHEET, rear	
			4 911149 RIVET	
			12 910516 RIVET	
			2 910297 RIVET	
2	501847	1	DEFLECTOR	
			9 901149 RIVET	
			2 910516 RIVET	
3	501844	1	SHEET, R.H.	
			2 910282 RIVET	
			9 901149 RIVET	
			10 901516 RIVET	
			2 910297 RIVET	

Continued
87

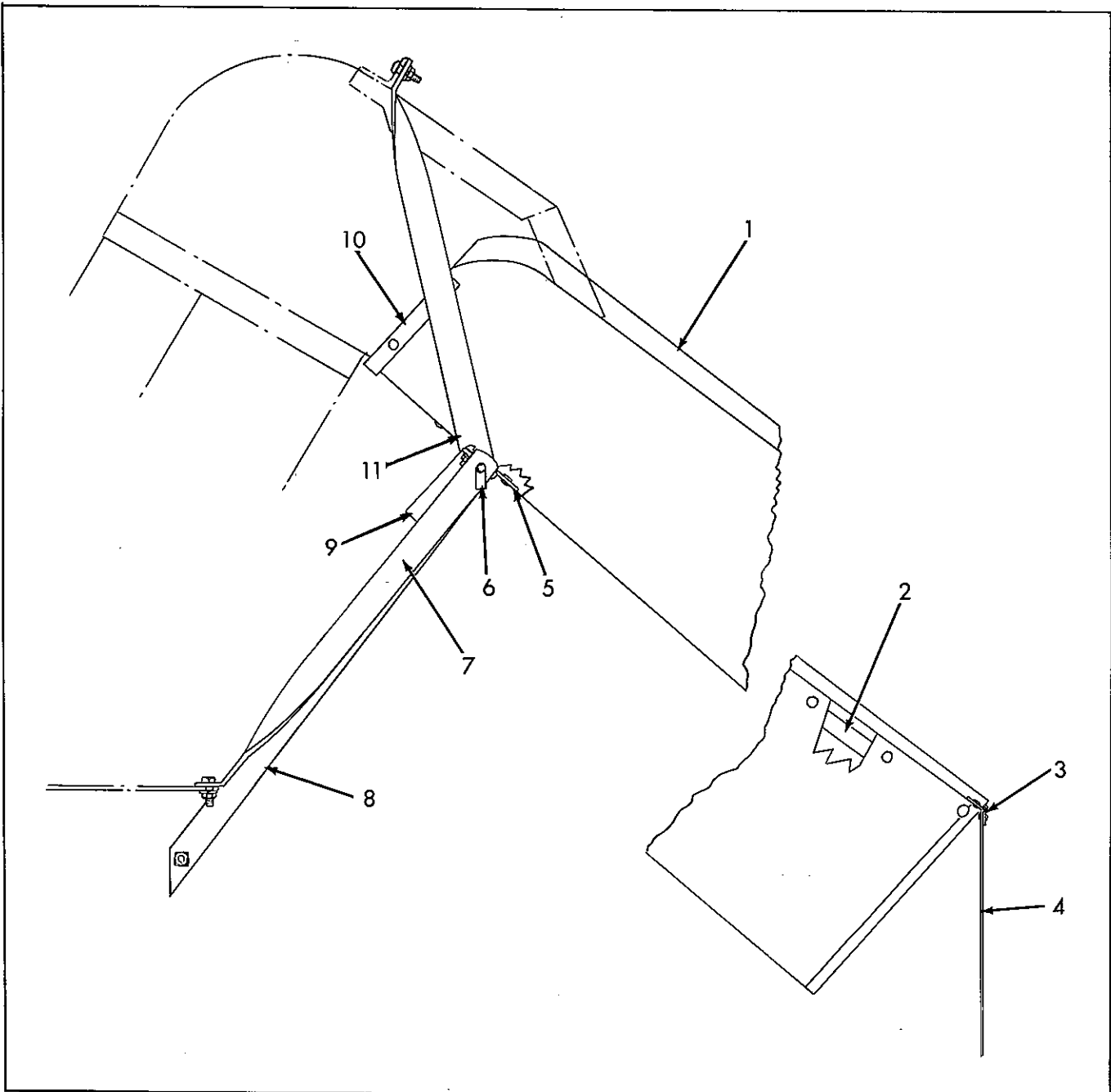
GRAIN BIN(Cont'd)
R.H. Rear View
Used on 23801 & up

ITEM	PART NUMBER	QTY.	DESCRIPTION	ASSEMBLY OR PACKAGE NO.
4	500723	2	BEARING, countershaft	
		2	919414 BOLT, carriage	
		2	917642 WASHER	
		2	919311 LOCKWASHER	
		1	915273 FITTING, lubrication (f/L.H. bearing)	
		1	914465 FITTING, lubrication (f/R.H. bearing)	
		2	917372 NUT	
5	510299	1	COUNTERSHAFT, reel (3/4" x 43-3/4")	
6	517644	1	COLLAR, countershaft (incl. SETSCREW)	
		1	910544 SETSCREW	
	540412	1	SPROCKET (10T.)	
	510215	1	SPROCKET (10 T.)	
7		1	919423 NUT	
		1	916966 LOCKWASHER	
8	501852	1	ANGLE, lower front	
		2	910297 RIVET	
		6	910516 RIVET	
	502183	1	BRACE, diagonal (used on 23801 thru 86336)	
		1	908127 CAPSCREW	
		1	907731 CAPSCREW	
		3	919312 LOCKWASHER	
		3	916950 NUT	
9	510293	1	BRACE, diagonal (used on 86337 & up)	
		3	907731 CAPSCREW	
		1	908127 CAPSCREW	
		4	919312 LOCKWASHER	
		4	916950 NUT	
10	510294	1	GUSSET, diagonal brace (used on 86337 & up)	
		1	907731 CAPSCREW	
		1	919312 LOCKWASHER	
		1	916950 NUT	
11	501846	1	SHEET, bottom	
		8	910297 RIVET	
		10	901149 RIVET	
		6	910282 RIVET	
		2	910298 RIVET	
		2	910516 RIVET	
12	-----	57	LINK, chain (use 543132, bulk chain)	
13	510284	1	RAIL, bin, outer R.H. (used on 23801 & up)	
		3	908127 CAPSCREW	
		3	919312 LOCKWASHER	
		3	916950 NUT	
14	501575	1	RAIL, bin, inside	
		2	908127 CAPSCREW	
		2	919312 LOCKWASHER	
		2	916950 NUT	



BIN UNLOADING SHEAVE SHIELD
Used on 23801 & up

ITEM	PART NUMBER	QTY.	DESCRIPTION	ASSEMBLY OR PACKAGE NO.
1	503986	1	SHIELD	
			2 908295 CAPSCREW	
			2 919310 LOCKWASHER	
			2 916621 NUT	
2	503989	1	BRACE	
			3 908295 CAPSCREW	
			3 919310 LOCKWASHER	
			1 917377 WASHER	
3	503990	1	GUSSET, brace	
			2 916532 SCREW, mach.	
			2 919310 LOCKWASHER	
			2 916622 NUT	



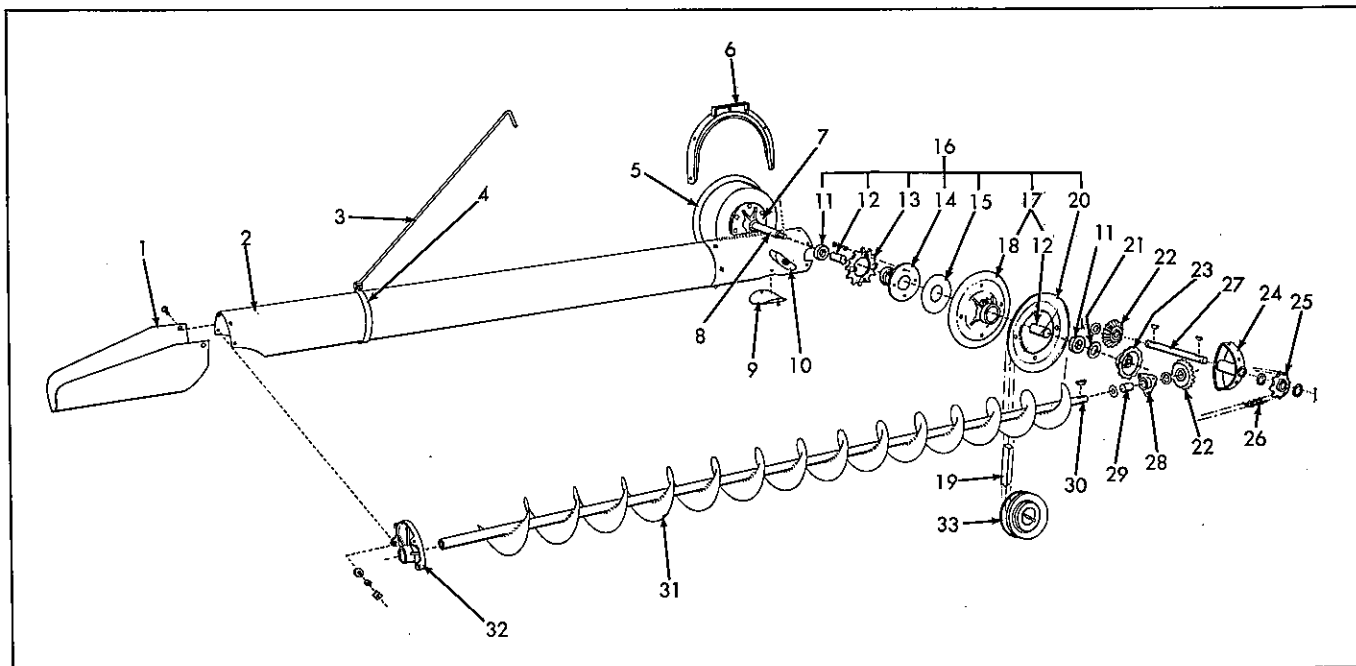
BIN UNLOADER CHUTE
Used prior to 23801

ITEM	PART NUMBER	QTY.	DESCRIPTION	ASSEMBLY OR PACKAGE NO.
-	540340	1	CHUTE ASSY. (Incl. items 1 thru 11)	
1	540505	1	CHUTE	
2	540538	1	BRACKET, door	
			6 907168 RIVET	
3	540755	2	HINGE	
			4 907168 RIVET	
4	540537	1	DOOR, chute	
			4 907168 RIVET	
5	540506	2	PLATE, reinforcing	
			2 907168 RIVET	
6	540613	1	ROD, connecting, center	
7	540612	1	SUPPORT, lower, rear	
			1 917397 CAPSCREW	
			1 919311 LOCKWASHER	
			1 917372 NUT	
8	540611	1	SUPPORT, lower, front	
			1 917397 CAPSCREW	
			1 919311 LOCKWASHER	
			1 917372 NUT	

Continued

BIN UNLOADER CHUTE (Cont'd)
Used prior to 23801

ITEM	PART NUMBER	QTY.	DESCRIPTION	ASSEMBLY OR PACKAGE NO.
9	540601	1	HANDLE	
		2	916081 SCREW, mach.	
		2	919310 LOCKWASHER	
		2	916622 NUT	
10	540717	1	BAND, reinforcing	
		7	910282 RIVET	
11	540610	2	BRACE, top	
		1	917397 CAPSCREW	
		1	913708 SCREW, mach.	
		2	919311 LOCKWASHER	
		2	917372 NUT	

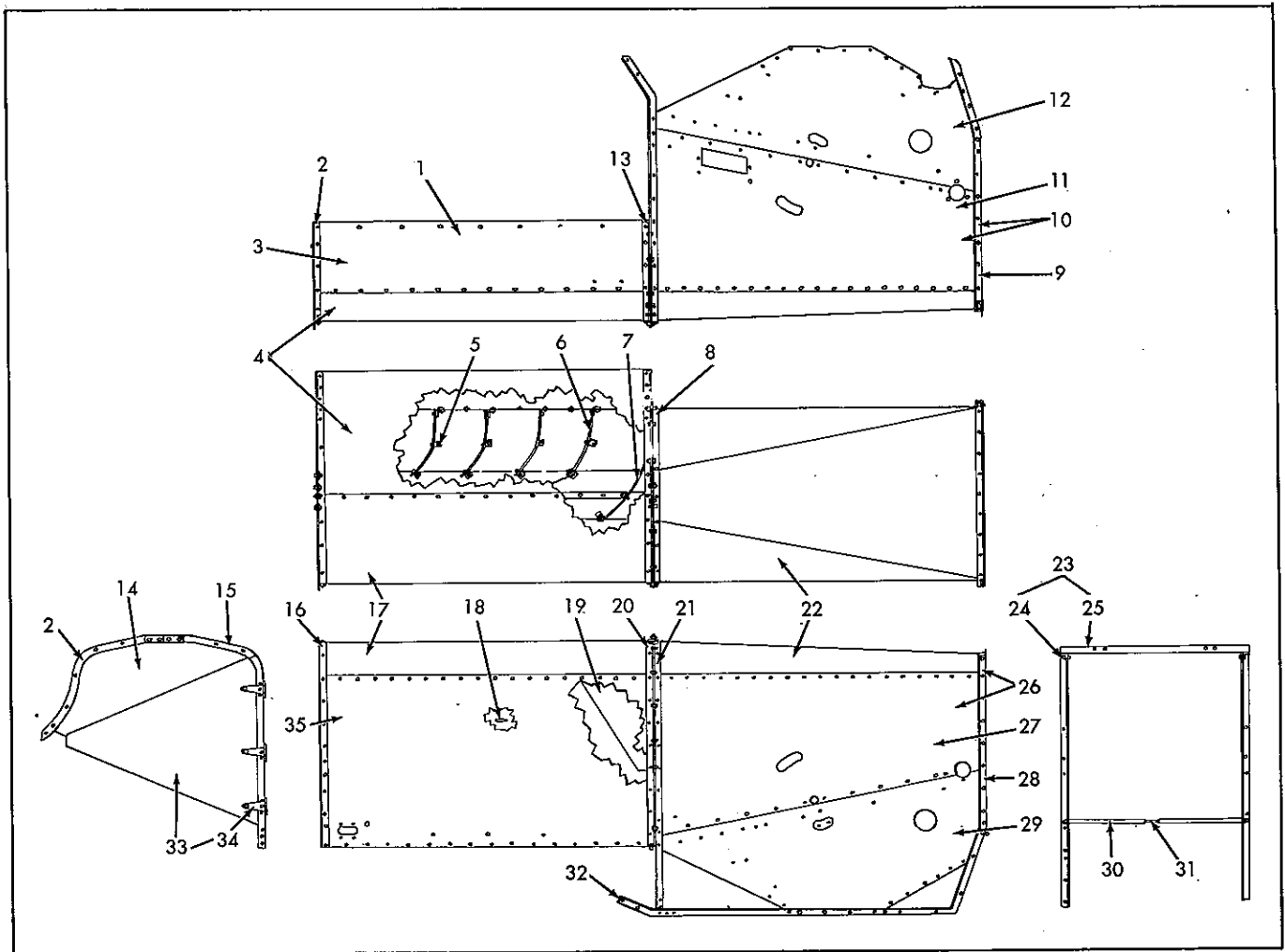


BIN UNLOADING CONVEYOR
Used on 23801 & up

ITEM	PART NUMBER	QTY.	DESCRIPTION	ASSEMBLY OR PACKAGE NO.
-	503997	1	CONVEYOR ASSY. (Incl. items 1 thru 5, 7 thru 18, 20 thru 32)	
1	501968	1	SPOUT	
		2	907722 SCREW, mach.	
		2	919310 LOCKWASHER	
		2	917377 WASHER	
		2	916622 NUT	
2	501967	1	TUBE, conveyor	
		6	916081 SCREW, mach.	
		6	919310 LOCKWASHER	
		6	916622 NUT	
3	501970	1	HOOK, suspension	
4	501969	1	BAND, suspension	
		1	919360 CAPSCREW	
		1	919312 LOCKWASHER	
		1	916950 NUT	
5	501717	1	BOOT ASSY. (Welded)	
6	515124	1	RING, clamp	
		3	907722 SCREW, mach.	
		4	916532 SCREW, mach.	
		7	919310 LOCKWASHER	
		7	916622 NUT	
7	501953	1	BEARING, clutch shaft	
		5	917397 CAPSCREW	
		5	919311 LOCKWASHER	
		5	916622 NUT	
	501953	1	SHAFT, clutch (1" x 10", R.H. Thd.) (Used on 23801 thru 23824)	
8	502422	1	SHAFT, clutch (1" x 10", L.H. Thd.) (Used on 23825 & up)	
		1	913160 NUT	
		1	919332 LOCKWASHER	

BIN UNLOADING CONVEYOR (Cont'd)
Used on 23801 & up

ITEM	PART NUMBER	QTY.	DESCRIPTION	ASSEMBLY OR PACKAGE NO.
9	501971	1	COVER, hand hole	
		2	919308 SCREW, mach.	
		2	919310 LOCKWASHER	
		2	916622 NUT	
10	501835	1	SLIDE, chain	
		1	919458 BOLT, cge.	
		1	917378 WASHER	
		1	919312 LOCKWASHER	
		1	916950 NUT	
11	503558	2	BEARING, thrust (Used on 23801 thru 41831)	
	504005	2	BEARING, thrust (Used on 41832 & up)	
	501908	4	BUSHING (1" I.D. x 1" lg.)(Used on 23801 thru 41831)	
12	504001	2	BUSHING (1" I.D. x 2-1/4" lg.)(Used on 41832 & up)	
13	500625	1	SPROCKET, drive (12T.)	
		4	919933 CAPSCREW	
		4	919310 LOCKWASHER	
		4	916622 NUT	
14	502426	1	HUB ASSY.(Incl. HUB & item 12)(Used on 23801 thru 41831)	
	503999	1	HUB ASS Y.(Incl. item 12)(Used on 41832 & up)	
		1	914465 FITTING, lubrication	
15	501377	1	LINING, clutch	
16	-----	1	CLUTCH ASSY.(Incl. items 12 thru 15, 17 & 20)(Order components)	
	502427	1	SHEAVE ASSY.(Incl. items 12 & 18)(Used on 23801 thru 41831)	
17	504002	1	SHEAVE ASSY.(Incl. items 12 & 18)(Used on 41832 & up)	
		1	914465 FITTING, lubrication	
18	-----	1	SHEAVE (Order item 17)	
		1	914465 FITTING, lubrication	
19	502437	1	BELT, unloader drive	
20	502276	1	SHEAVE (9-1/2" Diam.)	
		4	916431 CAPSCREW	
		4	919311 LOCKWASHER	
		20	917642 WASHER	
		4	917372 NUT	
21	504004	1	WASHER, clutch bearing	
22	500529	2	GEAR	
		1	905126 KEY, woodruff	
		1	919392 WASHER	
		1	918459 PIN, cotter	
23	501956	1	WHEEL, hand (R.H. Thd.)(Used on 23801 thru 23824)	
		1	918454 PIN, cotter	
24	502423	1	WHEEL, hand.(L.H. Thd.)(Used on 23825 & up)	
	501860	1	BEARING	
		4	916532 SCREW, mach.	
		4	919311 LOCKWASHER	
		1	914465 FITTING, lubrication	
25	502620	1	SPROCKET (8 T.)(Replaces 500626, 12 T.)	
		1	905126 KEY, woodruff	
		2	919392 WASHER	
		1	918459 PIN, cotter	
26	-----	29	LINK, chain (Use 545040, bulk chain)	
27	501972	1	SHAFT, bevel gear (7/8" x 7-1/2")	
28	501920	1	BEARING ASSY.(Incl. item 29)	
		3	916943 BOLT, carriage	
		3	919310 LOCKWASHER	
		3	916622 NUT	
29	500983	1	BUSHING (7/8" I.D. x 1-1/2" lg.)	
30	501966	1	SHAFT, stub (7/8" x 7-1/4")	
		1	910926 RIVET	
31	501964	1	SPIRAL ASSY.	
32	501518	1	BEARING, outer	
		4	907722 SCREW, mach.	
		4	919311 LOCKWASHER	
		2	917377 WASHER	
		2	916622 NUT	
33	501859	1	SHEAVE, drive	
		1	905123 KEY, woodruff	



SEPARATOR HOUSING
Used prior to 23801

ITEM	PART NUMBER	QTY.	DESCRIPTION	ASSEMBLY OR PACKAGE NO.	
1	540341	2	HOUSING ASSY., L.H. Front (Incl. ANGLES)(Used prior to 15551)		
	501129	1	HOUSING ASSY., L.H. Front (Incl. ANGLES)(Used on 15551 thru 23800)		
		6	917397 CAPSCREW		
		6	919310 LOCKWASHER		
		12	916081 SCREW, mach.		
		12	919310 LOCKWASHER		
		6	917372 NUT		
		12	916622 NUT		
	2	540602	1	ANGLE, L.H. Front	
			10	910280 RIVET	
3	540508	1	SIDE, L.H. Front (Used prior to 15551)		
	501131	1	SIDE, L.H. Front (Used on 15551 thru 23800)		
		6	900280 RIVET		
		14	916081 SCREW, mach.		
		14	919310 LOCKWASHER		
4	540507	1	TOP, L.H. Front (Used prior to 15551)		
	501130	1	TOP, L.H. Front (Used on 15551 thru 23800)		
		10	910280 RIVET		
		14	916081 SCREW, mach.		
5		14	919310 LOCKWASHER		
		14	916622 NUT		
	535539	16	CLIP, deflector		
		1	901149 RIVET		
6	540529	4	DEFLECTOR (Small)		
		3	916081 SCREW, mach.		
		3	919310 LOCKWASHER		
		3	916622 NUT		
7	500520	1	DEFLECTOR (Large)		
		4	916081 SCREW, mach.		
		4	919310 LOCKWASHER		
		4	916622 NUT		

Continued
93

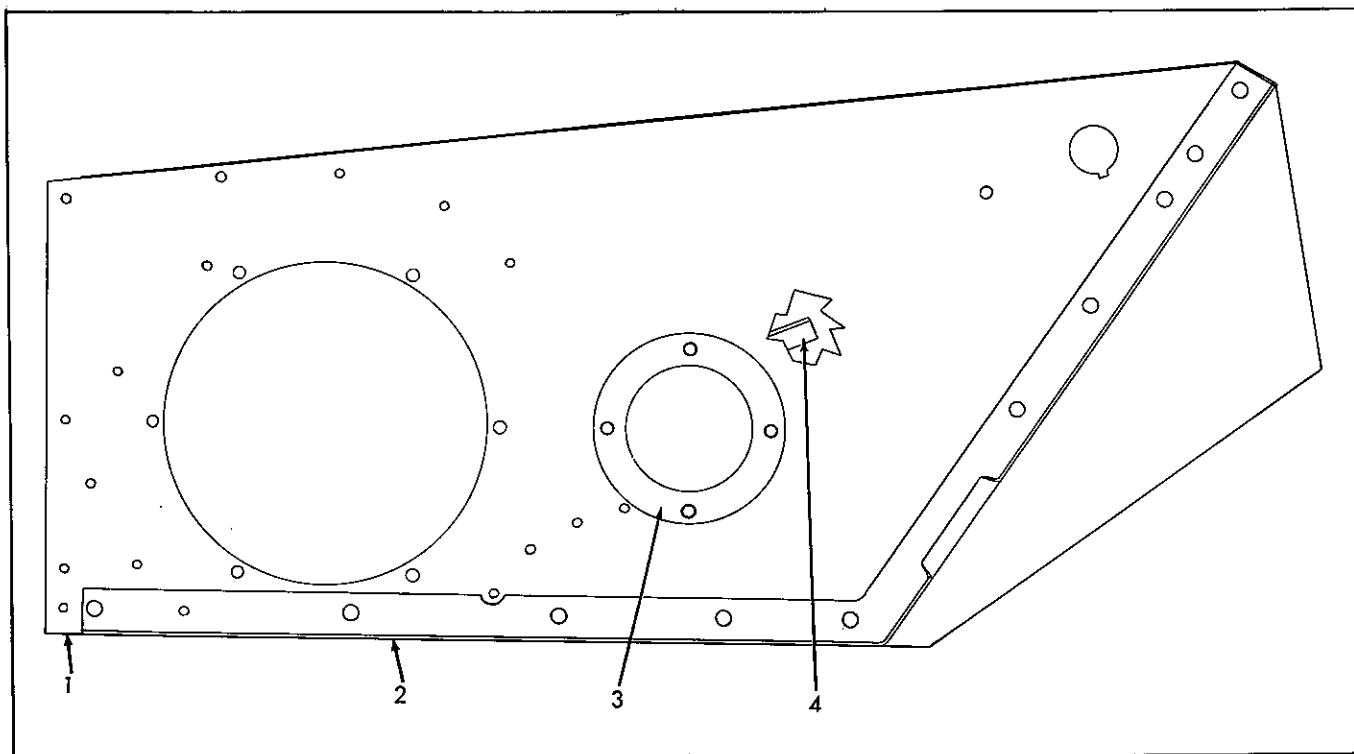
SEPARATOR HOUSING (Cont'd)
Used prior to 23801

ITEM	PART NUMBER	QTY.	DESCRIPTION	ASSEMBLY OR PACKAGE NO.
8	540643	1	ANGLE, R.H. Front Center (Used prior to 15551)	
	501099	1	ANGLE, R.H. Front Center (Used on 15551 thru 23800)	
9	500366	10	910516 RIVET	
		9	910516 RIVET	
		1	910282 RIVET	
10	540358 501097	1	HOUSING ASSY., R.H. Front (Incl. ANGLES)(Used prior to 15551)	
		1	HOUSING ASSY., R.H. Front (Incl. ANGLES)(Used on 15551 thru 23800)	
		2	910282 RIVET	
		10	910516 RIVET	
11	540534 501101	20	901149 RIVET	
		1	SIDE, R.H. Front, Upper (used prior to 15551)	
		1	SIDE, R.H. Front, upper (used on 15551 thru 23800)	
		11	910516 RIVET	
12	540535 501102	19	901149 RIVET	
		2	910282 RIVET	
		1	SIDE, R.H. Front, lower (used prior to 15551)	
13	S5D-15435	1	SIDE, R.H. Front, lower (used on 15551 thru 23800)	
		7	910516 RIVET	
14	501110	1	ANGLE, L.H. Front center (not stocked)	
		1	END, L.H.	
15	S5D-15477	9	917397 CAPSCREW	
		9	919311 LOCKWASHER	
		9	917372 NUT	
16	A5D-15472	1	STRAP, butt, L.H. Rear (not stocked)	
		1	HOUSING ASSY., L.H., rear (Incl. ANGLES)(not stocked)	
17	R5D-15478 540512	1	ANGLE, L.H., rear (not stocked)	
		1	TOP, L.H. Rear	
18	MA-1152 540518 501121	8	910516 RIVET	
		18	901149 RIVET	
		13	916081 SCREW, mach.	
		13	919310 LOCKWASHER	
		13	916622 NUT	
19	501121	1	BUTTON, end door (not stocked)	
		1	FILLER, corner, L.H. Front Housing (used prior to 15551)	
20	S5D-15476	8	916081 SCREW, mach.	
		8	919310 LOCKWASHER	
		8	916621 NUT	
21	540642	1	ANGLE, L.H. Rear center (not stocked)	
		1	ANGLE, R.H. Rear center	
22	540531 540530 501315 A5D-15652 500363	10	910516 RIVET	
		1	TOP, R.H. Front (used prior to 15551)	
		1	TOP, R.H. Rear (used prior to 15551)	
		20	901149 RIVET	
		6	910516 RIVET	
		1	TOP, R.H. (used on 15551 thru 23800)	
23	500363	40	901149 RIVET	
		16	910516 RIVET	
		1	ANGLE ASSY., R.H. Top (Incl. items 24 & 25)(Used prior to 7398) (not stocked)	
		1	ANGLE ASSY., R.H. Top (Incl. ANGLE & item 24)(Used on 7398 thru 23800)	
		9	910516 RIVET	
24	540644	2	917397 CAPSCREW	
		2	919311 LOCKWASHER	
		2	917372 NUT	
		2	CLIP	
25	S5D-15652 540357	1	910925 RIVET	
		1	ANGLE, R.H. Top (used prior to 7398)(not stocked)	
26	501098	1	HOUSING ASSY., R.H. Rear (Incl. ANGLES)(used prior to 15551)	
		1	HOUSING ASSY., R.H. Rear (Incl. ANGLES)(used on 15551 thru 23800)	
		12	901149 RIVET	
		10	917397 CAPSCREW	
		10	919311 LOCKWASHER	
27	540532 501103	10	917372 NUT	
		1	SIDE, R.H. Rear upper (used prior to 15551)	
		1	SIDE, R.H. rear upper (used on 15551 thru 23800)	
28	R5D-15643 500367 501105	12	910516 RIVET	
		20	901149 RIVET	
		1	ANGLE, R.H. Rear (used prior to 7398)(not stocked)	
		1	ANGLE, R.H. Rear (used on 7398 thru 15550)	
28	501105	1	ANGLE, R.H. Rear (used on 15551 thru 23800)	
		9	910516 RIVET	
		1	910282 RIVET	

Continued

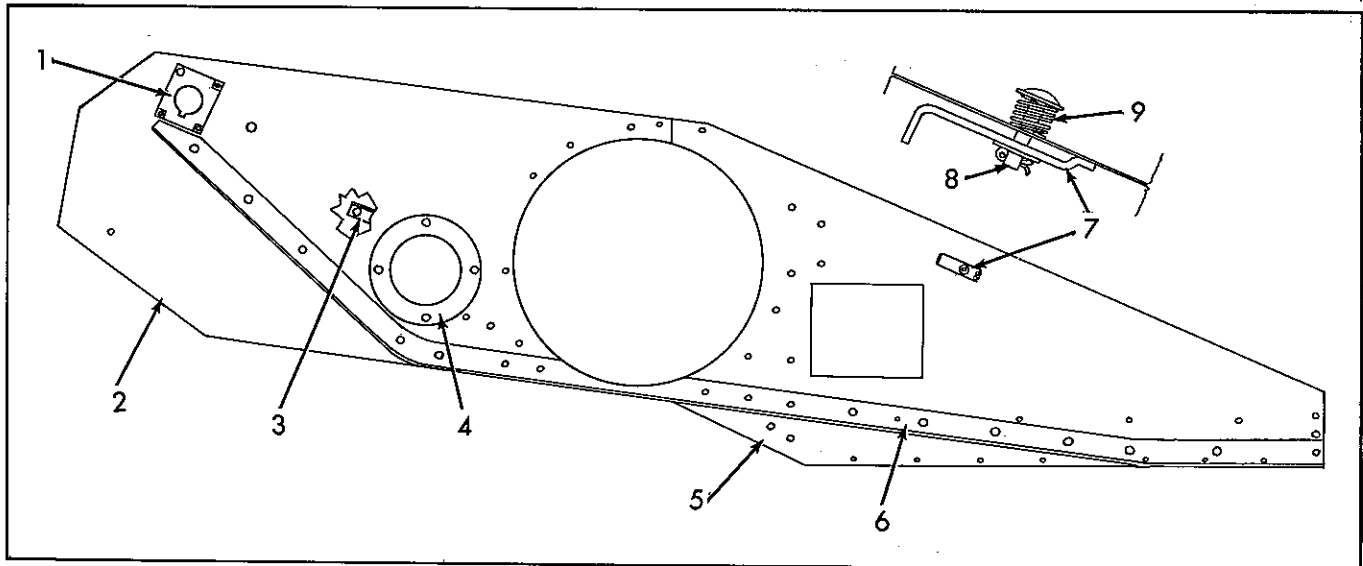
SEPARATOR HOUSING (Cont'd)
Used prior to 23801

ITEM	PART NUMBER	QTY.	DESCRIPTION	ASSEMBLY OR PACKAGE NO.
29	540533	1	SIDE, R.H. Rear lower (used prior to 15551)	
	501104	1	SIDE, R.H. Rear Lower (used on 15551 thru 23800)	
30	501203	9	910516 RIVET	
		8	901149 RIVET	
31	501204	1	SPACER, pipe (3/8" x 31-7/8")(used on 15551 thru 23800)(not stocked)	
32	540629	1	ROD, spacer (3/8" x 33-7/8")(used on 15551 thru 23800)	
		2	916950 NUT	
		2	919312 LOCKWASHER	
		5	910516 RIVET	
33	500337	1	ANGLE, support, fan & auger bearing	
	501108	1	DOOR ASSY.(Incl. item 34)(used prior to 15551)	
34	540754	6	DOOR ASSY. (used on 15551 thru 23800)	
		6	922030 SCREW, mach.	
		6	910533 LOCKWASHER	
35	540513	6	916621 NUT	
		3	HINGE, end door	
		2	907168 RIVET	
		2	922030 SCREW, mach.	
35	540513	2	910533 LOCKWASHER	
		2	916621 NUT	
		1	SHEET, side, L.H. rear	
		33	901149 RIVET	
		15	910280 RIVET	



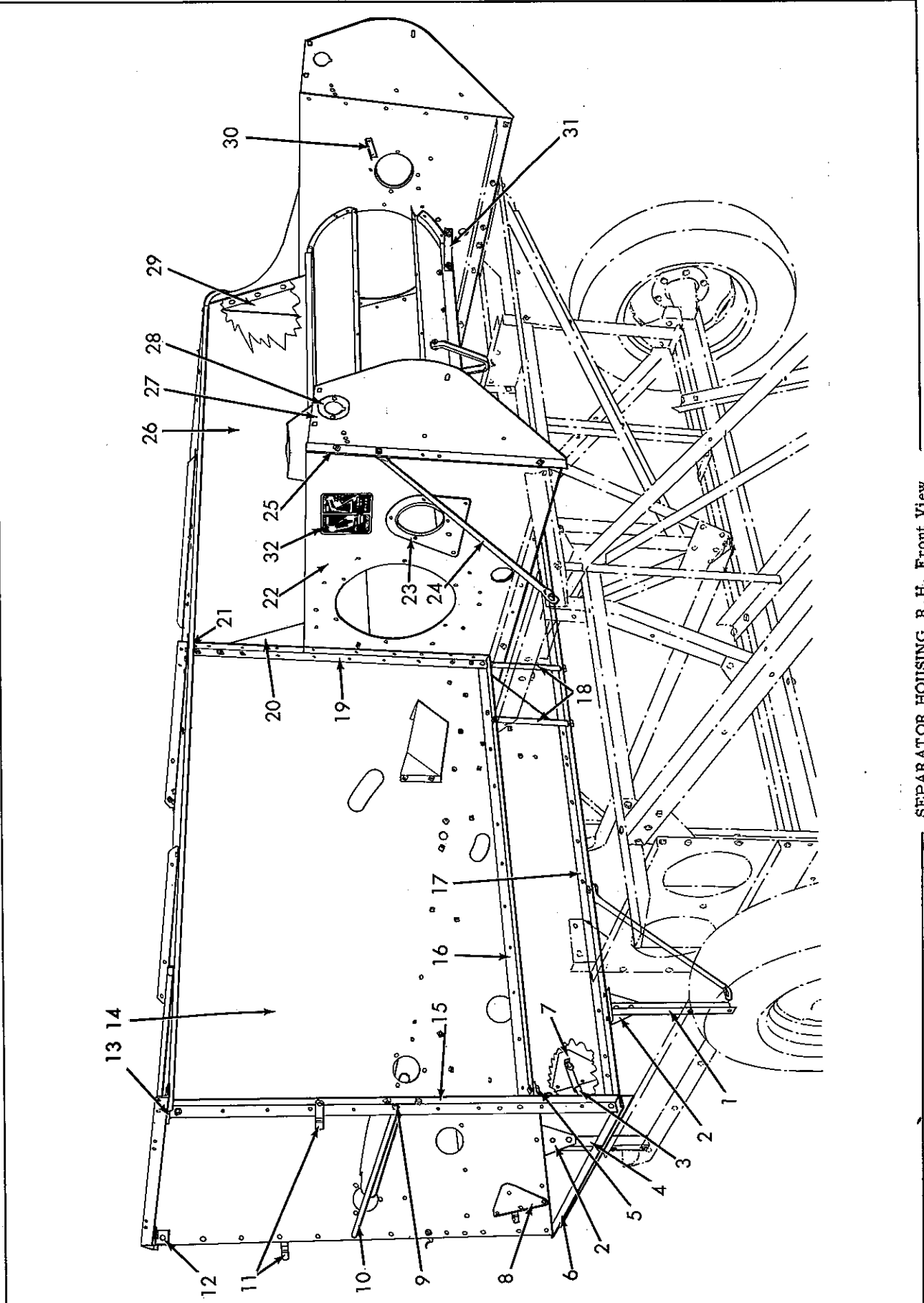
R.H. CYLINDER SIDE PLATE
Used prior to 23801

ITEM	PART NUMBER	QTY.	DESCRIPTION	ASSEMBLY OR PACKAGE NO.
-	540369	1	PLATE ASSY., cylinder side, R.H. (Incl. items 1 thru 4)	
		1	917397 CAPSCREW	
		6	916081 SCREW, mach.	
		1	919311 LOCKWASHER	
		6	919310 LOCKWASHER	
		1	917372 NUT	
		6	916622 NUT	
1	540556	1	PLATE, R.H.	
		1	917397 CAPSCREW	
		6	916081 SCREW, mach.	
		1	919311 LOCKWASHER	
		6	919310 LOCKWASHER	
2	540623	1	ANGLE, R.H.	
		9	910925 RIVET	
3	540674	1	BRACKET, Header pivot	
		4	910528 RIVET	
4	535542	1	ANGLE, support, draper frame	
		2	910297 RIVET	



L.H. CYLINDER SIDE PLATE
Used prior to 23801

ITEM	PART NUMBER	QTY.	DESCRIPTION	ASSEMBLY OR PACKAGE NO.
-	540370	1	PLATE ASSY., L.H. (Incl. items 1 thru 9)(used prior to 15551)	
-	501080	1	PLATE ASSY., L.H. (Incl. items 1 thru 9)(used on 15551 thru 23800)	
			1 917397 CAPSCREW	
			2 916081 SCREW, mach.	
			3 919318 BOLT, carriage	
			4 919311 LOCKWASHER	
			2 919310 LOCKWASHER	
			4 917372 NUT	
			2 916622 NUT	
1	540570	1	PLATE, support, bearing	
			3 908295 CAPSCREW	
			3 919310 LOCKWASHER	
			3 916622 NUT	
2	500349	1	PLATE, front (used prior to 7398)	
3	535542	1	ANGLE, support, draper frame	
			2 910297 RIVET	
4	540674	1	BRACKET, pivot, header	
			4 910528 RIVET	
	500349	1	PLATE, L.H. (used prior to 15551)	
	501081	1	PLATE, L.H. (used on 15551 thru 23800)	
			1 917397 CAPSCREW	
			2 916081 SCREW, mach.	
			3 919318 BOLT, carriage	
			4 919311 LOCKWASHER	
			2 919310 LOCKWASHER	
6	540682	1	ANGLE, L.H.	
			11 910925 RIVET	
7	519401	1	LATCH, door	
8	501210	1	PIN, latch, door	
			2 917377 WASHER	
			1 918448 PIN, cotter	
9	501107	1	SPRING, latch, door	



SEPARATOR HOUSING R.H. Front View

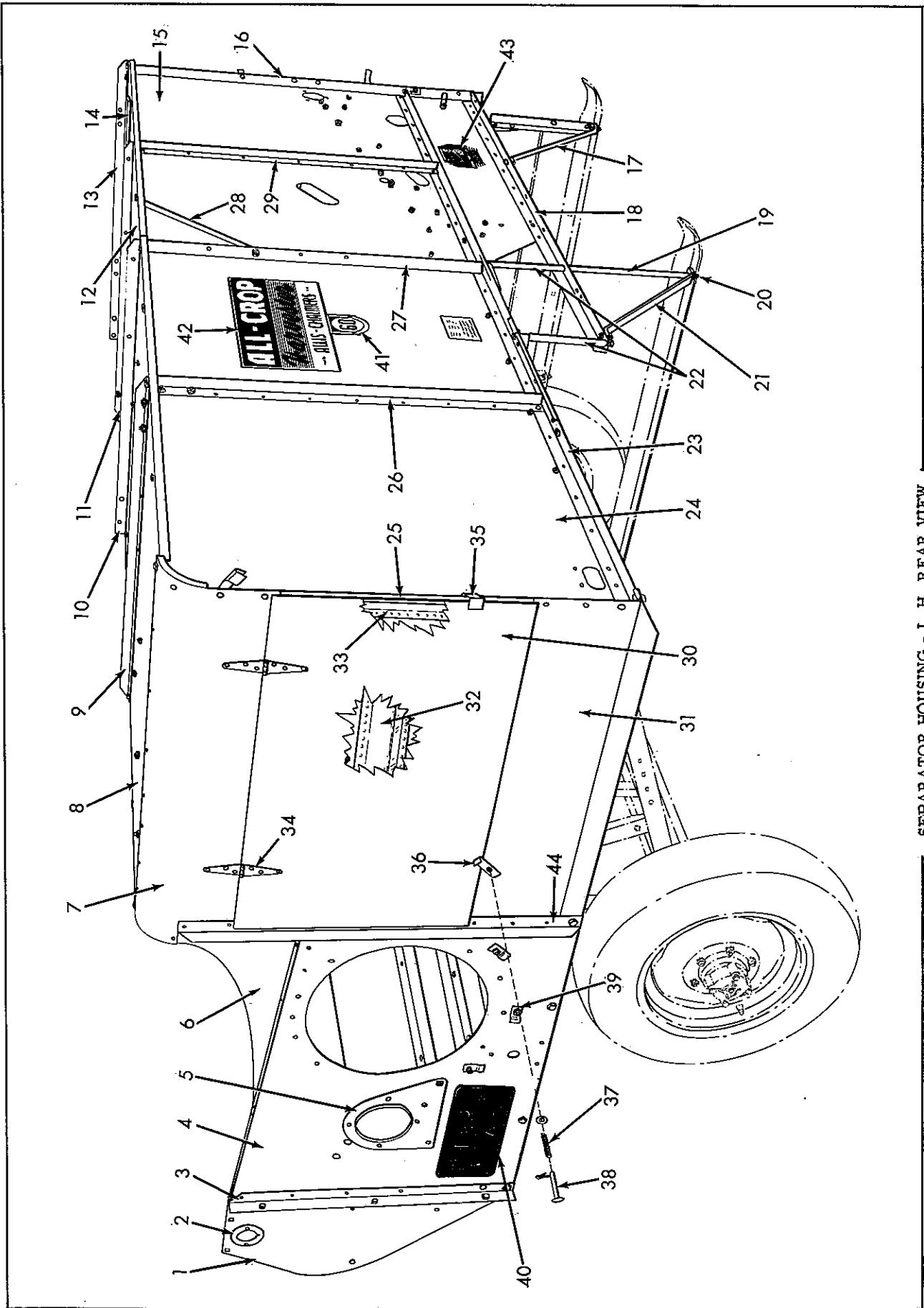
SEPARATOR HOUSING
R.H. Front View
Used on 23801 & up

ITEM	PART NUMBER	QTY.	DESCRIPTION	ASSEMBLY OR PACKAGE NO.		
1	501577	1	STRUT ASSY., frame, front (Incl. STRUT & item 2)			
		2	917397 CAPSCREW			
		2	919311 LOCKWASHER			
		2	917372 NUT			
2	501550	1	STRUT, front			
		2	910528 RIVET			
3	501552	2	GUSSET, strut			
		2	910528 RIVET			
		2	917397 CAPSCREW			
		2	919311 LOCKWASHER			
4	501578	1	STRUT ASSY., frame, rear (Incl. STRUT & item 2)			
		2	917397 CAPSCREW			
		2	919311 LOCKWASHER			
		2	917372 NUT			
5	501551	1	STRUT, rear			
		2	910528 RIVET			
		2	501643	2	CLIP, sill angle	
			2	908127 CAPSCREW		
6	501801	1	ANGLE, tie, lower, R.H.			
		2	917397 CAPSCREW			
		2	919311 LOCKWASHER			
		2	917372 NUT			
7	501650	2	STOP, door (used on 23801 thru 86336)			
		1	5010278	1	STOP, door, front (used on 86337 & up)	
8	510279	1	STOP, door, rear (used on 86337 & up)			
		2	910911 RIVET			
9	501974	1	ROD, tie (3/8" x 33-1/4")			
		2	916950 NUT			
10	-----	1	SPACER, pipe (3/8" x 31-3/4")(use 524354 & 2-910287 LOCKWASHERS)			
11	500365	2	CLIP, straw hood			
		1	907722 SCREW, mach.			
		1	917377 WASHER			
		1	919310 LOCKWASHER			
12	501645	1	CLIP, end, rear			
		2	917397 CAPSCREW			
		2	919311 LOCKWASHER			
13	501782	1	CLIP, end, front			
		2	917397 CAPSCREW			
		2	919311 LOCKWASHER			
14	510280	1	SHEET, side, front, R.H.			
		6	910282 RIVET			
		26	910516 RIVET			
		1	910528 RIVET			
15	501784	1	POST, front, R.H.			
		7	910516 RIVET			
		2	910528 RIVET			
		1	917397 CAPSCREW			
		1	919311 LOCKWASHER			
		1	908127 CAPSCREW			
		1	919312 LOCKWASHER			
		1	917372 NUT			
		1	916950 NUT			
		16	501771	1	ANGLE, sill, front	
				23	910516 RIVET	
17	501783	1	SILL, sub, front			
		1	910528 RIVET			
		11	910516 RIVET			
		2	915271 BOLT			
		3	919312 LOCKWASHER			

SEPARATOR HOUSING (Cont'd)

R.H. Front View
Used on 23801 & up

ITEM	PART NUMBER	QTY.	DESCRIPTION	ASSEMBLY OR PACKAGE NO.
18	501648	2	SPACER, pipe (3/8" x 8-3/8")	
19	501765	1	POST, center, front	
		4	910296 RIVET	
		9	910282 RIVET	
		2	917397 CAPSCREW	
		2	919311 LOCKWASHER	
		1	907722 SCREW, mach.	
		1	919310 LOCKWASHER	
		2	917372 NUT	
		1	916622 NUT	
20	501756	1	END, R.H. (used on 23801 & up)	
		5	901149 RIVET	
		1	910516 RIVET	
21	501755	1	CLIP, filler (used on 23801 & up)	
		2	901149 RIVET	
	503867	1	PLATE ASSY., cylinder side, R.H. (Incl. items 23, 25 & 30) (used on 23801 thru 58836)	
	510318	1	PLATE ASSY., cylinder side, R.H. (Incl. items 23, 25 & 30) (Used on 58837 & up)	
		1	910296 RIVET	
		3	910989 RIVET	
		2	910282 RIVET	
		3	908127 CAPSCREW	
		3	919312 LOCKWASHER	
		3	916950 NUT	
	540674	1	BRACKET, header pivot (used on 23801 thru 41831)	
		5	910528 RIVET	
	503871	1	BRACKET, header pivot (used on 41832 thru 58836)	
		5	911572 RIVET	
	507128	1	BRACKET, header pivot (used on 58837 & up)	
		5	910311 RIVET	
24	507338	1	BRACE, cylinder side plate (used on 58837 & up)	
		1	916431 CAPSCREW	
		1	919311 LOCKWASHER	
		1	917372 NUT	
25	501760	1	POST, side Plate, R.H.	
		5	910516 RIVET	
	501895	1	DISCHARGE ASSY., (Incl. COVER & items 20, 21, 29 & 501758 ANGLE) (used on 23801 thru 49836)	
	505865	1	DISCHARGE ASSY., cylinder (Incl. COVER & items 20, 21, 29 & 501758 ANGLE)(used on 49837 & up)	
		2	907168 RIVET	
		6	910516 RIVET	
		8	910282 RIVET	
	501759	1	COVER (used on 23801 thru 49836)	
	505804	1	COVER (used on 49837 & up)	
		8	901149 RIVET	
		5	910516 RIVET	
	507319	1	EXTENSION ASSY., cylinder side plate, R.H.)(Incl. item 28) (used on 58837 & up)	
	501924	1	EXTENSION, cylinder side plate, R.H. (used on 23801 thru 58836)	
		5	919317 CAPSCREW	
		2	919311 LOCKWASHER	
		2	917372 NUT	
28	507321	1	WASHER, bearing (used on 58837 & up)	
		2	901516 RIVET	
29	501757	1	END, L.H. (used on 58837 & up)	
		3	901149 RIVET	
		1	910516 RIVET	
30	533542	1	ANGLE, support, draper	
		2	910311 RIVET	
31	509004	1	BRACE, bracket, adjusting rod	
		1	908127 CAPSCREW	
		1	919312 LOCKWASHER	
		1	916951 NUT	
32	510378	1	TRANSFER, belt diagram (used on 58337 & up)	



SEPARATOR HOUSING - L.H. REAR VIEW

SEPARATOR HOUSING
L.H. Rear View
Used on 23801 & up

ITEM	PART NUMBER	QTY.	DESCRIPTION	ASSEMBLY OR PACKAGE NO.
1	501925	1	EXTENSION, cylinder side plate, L.H. (used on 23801 thru 58836)	
	507320	1	EXTENSION ASSY., L.H. (Incl. EXTENSION & item 2) (used on 58837 & up)	
		3	919317 CAPSCREW	
		3	917372 NUT	
2	507321	1	WASHER, bearing (used on 58837 & up)	
3	501761	2	910516 RIVET	
		6	910516 RIVET	
4	503868	1	PLATE ASSY., cylinder side, L.H. (Incl. PLATE & items 3 & 5) (used on 23801 thru 58836)	
	507125	1	PLATE ASSY., cylinder side, L.H. (Incl. PLATE & items 3 & 5) (used on 58837 & up)	
5	501776	1	PLATE, cylinder side (used on 23801 thru 41831)	
		1	503870 PLATE, cylinder side (used on 41832 thru 58836)	
6	540674	1	BRACKET, header pivot (used on 23801 thru 41831)	
		4	910528 RIVET	
7	503872	1	BRACKET, header pivot (used on 41832 thru 58836)	
		4	911752 RIVET	
8	507129	1	BRACKET, header pivot (used on 58837 & up)	
		5	910311 RIVET	
9	505805	1	EXTENSION, cylinder side, upper L.H. (used on 49827 & up)	
		6	907168 RIVET	
10	501796	1	END, upper, L.H. (used on 23801 thru 49836)	
		1	505801 END, upper, L.H. (used on 49837 & up)	
11	501659	1	DECK ASSY. (Incl. DECK & items 9 thru 14) (used on 23801 thru 49836)	
		1	DECK ASSY. (Incl. DECK & items 9 thru 14) (used on 49837 & up) (order components)	
12	501661	19	917397 CAPSCREW	
		10	919318 CAPSCREW	
13	505802	10	919311 LOCKWASHER	
		10	917372 NUT	
14	507479	1	SHEET, deck, L.H. (used on 23801 thru 49836)	
		1	505802 SHEET, deck, L.H. (used on 49837 & up)	
15	501664	8	910516 RIVET	
		5	910516 RIVET	
16	501665	1	ANGLE, reinforcing, deck	
		5	910516 RIVET	
17	501666	1	ANGLE, deck, center	
		3	910516 RIVET	
18	501665	6	917397 CAPSCREW	
		6	919311 LOCKWASHER	
19	501665	6	917372 NUT	
		5	910516 RIVET	
20	501665	2	917397 CAPSCREW	
		2	919311 LOCKWASHER	
21	501665	2	917372 NUT	
		5	910516 RIVET	
22	501660	1	SHEET, deck, R.H.	
		13	910516 RIVET	
23	501662	1	ANGLE, deck, R.H. (used on 23801 thru 86336)	
		1	510282 ANGLE, deck, R.H. (used on 86337 & up)	
24	501662	5	910516 RIVET	
		4	917397 CAPSCREW	
25	510282	4	919311 LOCKWASHER	
		4	917372 NUT	
26	507251	1	STRIP, bumper, straw hood	
		1	919322 BOLT, carriage	
27	507251	2	921908 BOLT, carriage	
		3	919310 LOCKWASHER	
28	507251	3	916622 NUT	
		3	916622 NUT	
29	501637	1	SHEET, side, R.H. rear (used on 23801 thru 71336)	
		1	510281 SHEET, side, R.H. rear (used on 71337 & up)	
30	501637	27	910516 RIVET	
		1	910925 RIVET	
31	510281	1	910297 RIVET	
		1	910297 RIVET	
32	501640	1	POST, R.H. rear	
		7	910516 RIVET	
33	501640	1	910528 RIVET	
		1	908127 CAPSCREW	
34	501640	1	917397 CAPSCREW	
		1	919311 LOCKWASHER	
35	501640	1	919312 LOCKWASHER	
		1	917372 NUT	
36	501640	1	916950 NUT	
		1	916950 NUT	

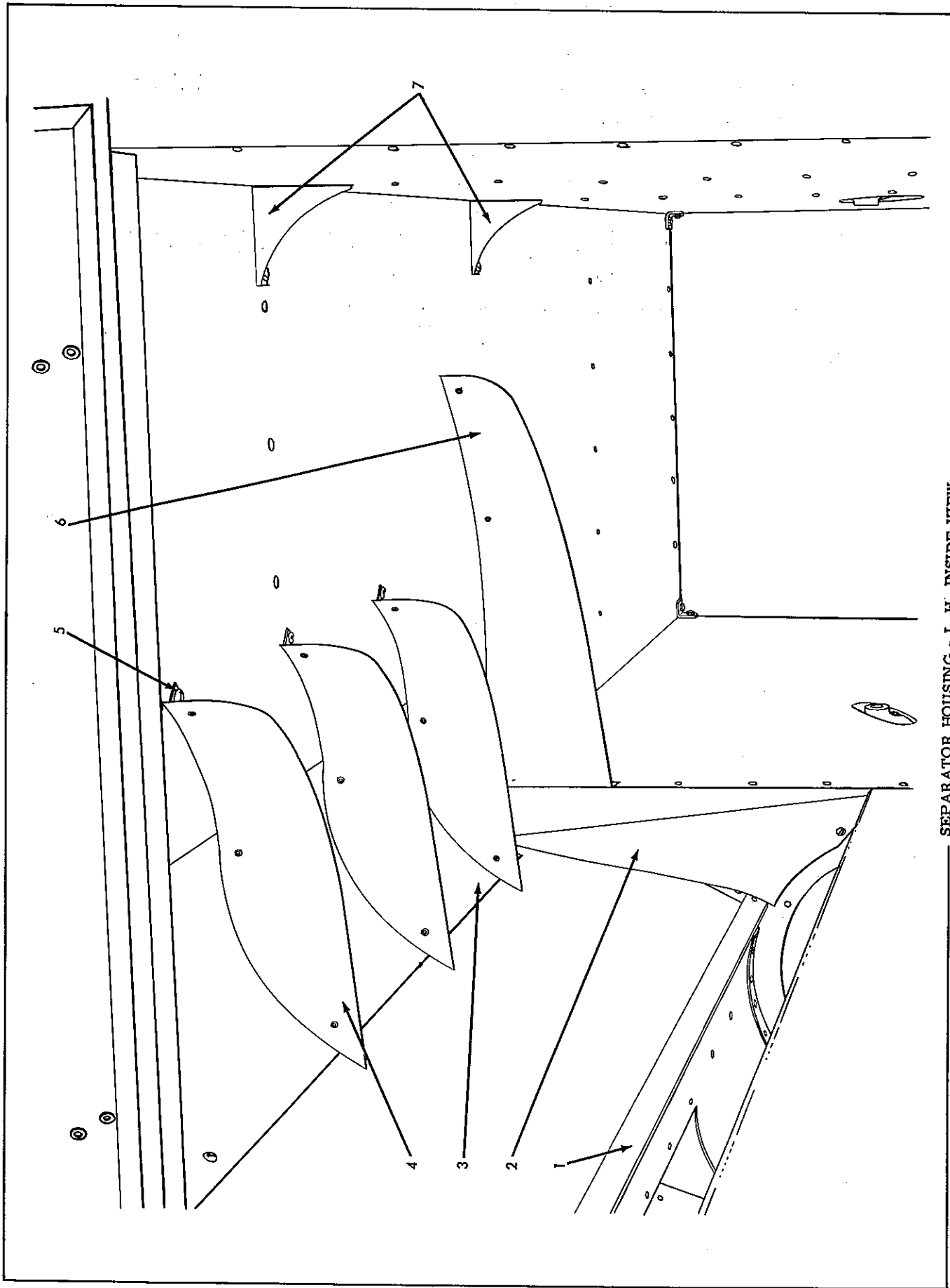
Continued

SEPARATOR HOUSING (Cont'd)
L.H. Rear View
Used on 23801 & up

ITEM	PART NUMBER	QTY.	DESCRIPTION	ASSEMBLY OR PACKAGE NO.
17	529163	1	BRACE, diagonal, lower R.H. 2 907731 CAPSCREW 2 919312 LOCKWASHER 2 916950 NUT	
18	501644	1	SILL, sub, rear 9 910516 RIVET 1 910528 RIVET 1 910599 BOLT 1 919312 LOCKWASHER	
19	512155	1	SPACER, pipe, shield angle (1/2" x 13-3/16")(used on 105899 & up)	
20	512156	1	ROD, spacer (3/8" x 23-5/8")(used on 105899 & up)	
21	512154	1	BRACE, skid angle (used on 105899 & up) 1 907731 CAPSCREW 1 919312 LOCKWASHER 1 916950 NUT	
22	501648	2	SPACER, pipe (3/8" x 8-7/8")	
23	501639	1	ANGLE, rear 3 910925 RIVET 1 910297 RIVET 17 910516 RIVET 1 908127 CAPSCREW 1 919312 LOCKWASHER 1 916950 NUT	
24	501636	1	SIDE ASSY., rear (Incl. SIDE SHEET & items 15, 16, 18, 23 & 25 thru 29)(used on 23801 thru 49836)	
	517760	1	SIDE ASSY., rear (Incl. SIDE SHEET & items 15, 16, 18, 23 & 25 thru 29)(used on 49837 thru 183923) 2 917397 CAPSCREW 2 908127 CAPSCREW 2 919311 LOCKWASHER 2 919312 LOCKWASHER 2 917372 NUT 2 910516 RIVET 2 916950 NUT	
	501638	1	SHEET, side, L.H. rear (used on 23801 thru 49836)	
	505803	1	SHEET, side, L.H. rear (used on 49837 thru 71336)	
	507480	1	SHEET, side, L.H. rear (used on 71337 & up) 18 910516 RIVET 3 910925 RIVET	
	518088	1	POST, L.H. rear (used on 23801 thru 49836)	
	505807	1	POST, L.H. rear (used on 49837 & up) 7 910516 RIVET 1 910925 RIVET	
	507481	1	POST, L.H. rear (used on 71337 & up) 7 910516 RIVET 1 910925 RIVET	
	518088	1	POST, center, rear 6 910516 RIVET 1 910925 RIVET	
	501647	1	BRACE, idler 3 910303 BOLT 3 910286 LOCKWASHER	
29	509014	1	POST, R.H. rear (used on 71337 & up) 5 910516 RIVET 1 910297 RIVET	
30	501792	1	DOOR ASSY. (Incl. DOOR & items 32, 33 & 34)(used on 23801 thru 49836)	
	507330	1	DOOR ASSY. (Incl. DOOR & items 32, 33 & 34)(used on 49837 & up)	
	501793	1	DOOR 6 911200 RIVET	
31	501795	1	END, lower, L.H. 3 910516 RIVET 3 910282 RIVET 5 907722 SCREW, mach. 5 919310 LOCKWASHER 5 916622 NUT	
32	507331	1	DEELECTOR	
33	502198	1	DEFLECTOR, rear	
34	535583	2	HINGE 6 911200 RIVET	
35	525852	2	LATCH, end door 1 910516 RIVET 1 910531 WASHER, riveting	
36	519401	1	LATCH, door	
37	501107	1	SPRING	

SEPARATOR HOUSING (Cont'd)
L.H. Rear View
Used on 23801 & up

ITEM	PART NUMBER	QTY.	DESCRIPTION	ASSEMBLY OR PACKAGE NO.
38	501210	1	PIN, door latch	
			1 917377 WASHER	
			1 918448 PIN, cotter	
39	501907	3	CLIP	
			1 919318 CAPSCREW	
			1 919311 LOCKWASHER	
			1 917372 NUT	
40	{ 509647	1	TRANSFER, cylinder sheave (double idler)(used on 58837 thru 86336)	
	517860	1	TRANSFER, cylinder sheave (used on 86337 & up)(single idler)	
41	517096	1	TRANSFER ("60")	
42	517279	1	TRANSFER ("All Crop Harvester")	
43	502394	1	TRANSFER (belt diagram)	
	501762	1	POST, L.H. Front (used on 23801 thru 49836)	
44	{ 505808	1	POST, L.H. Front (used on 49837 & up)	
			4 910516 RIVET	
			2 910282 RIVET	



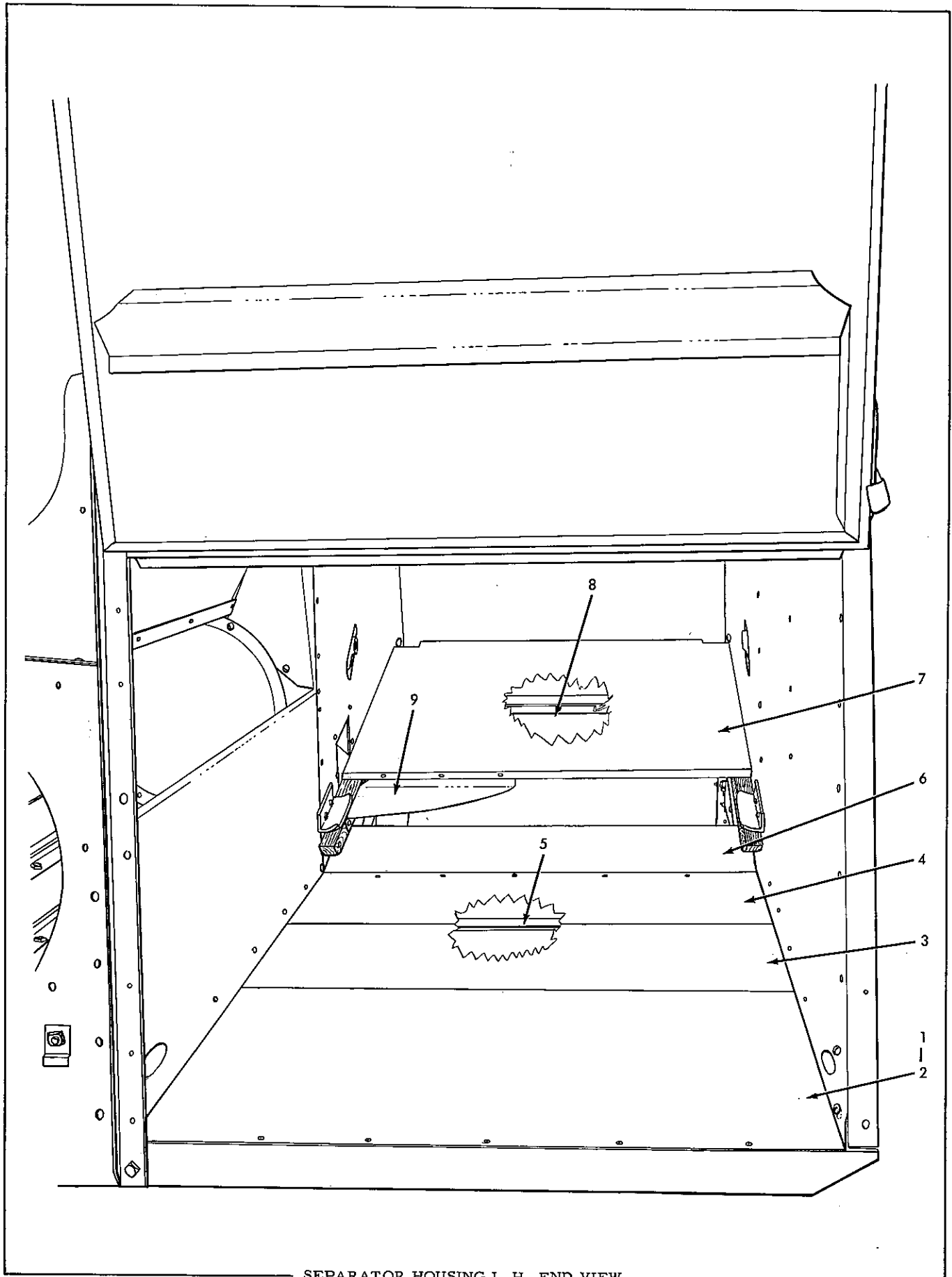
SEPARATOR HOUSING - L.H. INSIDE VIEW

SEPARATOR HOUSING

L.H. Inside View

Used on 23801 & up

ITEM	PART NUMBER	QTY.	DESCRIPTION	ASSEMBLY OR PACKAGE NO.
1	501758	1	ANGLE, reinforcing (used on 23801 & up)	
		5	910516 RIVET	
2	501785	1	DEFLECTOR, cylinder	
		8	910282 RIVET	
		2	916081 SCREW, mach.	
		2	917377 WASHER	
		2	919311 LOCKWASHER	
		2	916622 NUT	
	501791	1	SHEET, corner, cylinder (used on 23801 thru 49836)	
3	505806	1	SHEET, corner, cylinder (used on 49837 & up)	
		4	916081 SCREW, mach.	
		4	919311 LOCKWASHER	
		4	916622 NUT	
	507339	3	DEFLECTOR ASSY., small (Incl. DEFLECTOR & item 5)	
		3	916081 SCREW, mach.	
		3	919311 LOCKWASHER	
4		3	916622 NUT	
	507340	3	DEFLECTOR, small	
		3	910542 RIVET	
5	501788	11	CLIP, deflector	
		1	910542 RIVET	
6	521513	1	DEFLECTOR ASSY., large (Incl. CLIPS)	
		2	910542 RIVET	
		1	907722 SCREW, mach.	
		2	916081 SCREW, mach.	
		3	919310 LOCKWASHER	
		3	916622 NUT	
7	501649	3	BRACKET, corner	
		4	917397 CAPSCREW	
		4	919311 LOCKWASHER	
		4	917372 NUT	



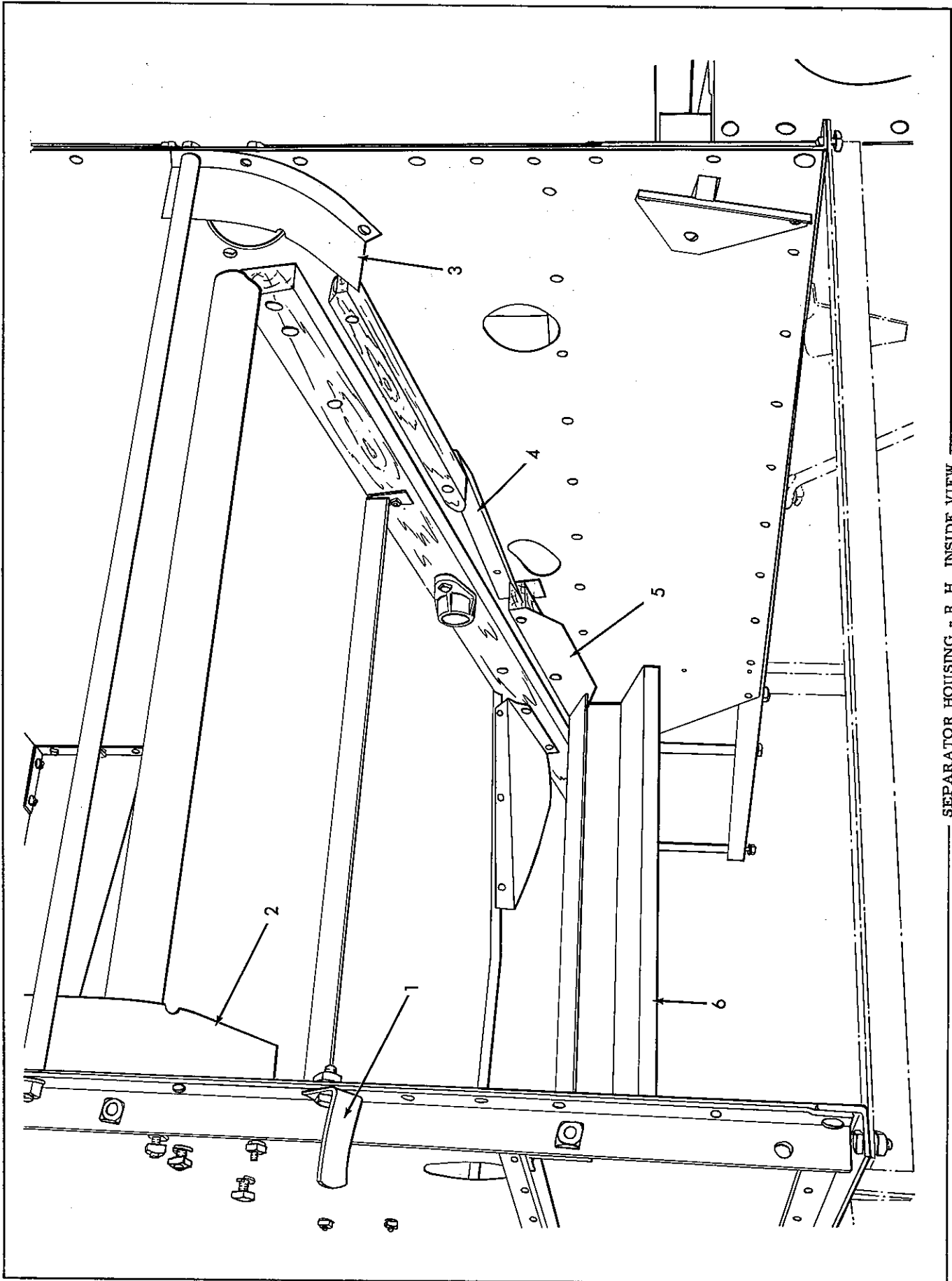
SEPARATOR HOUSING L.H. END VIEW

SEPARATOR HOUSING

L.H. End View

Used on 23801 & up

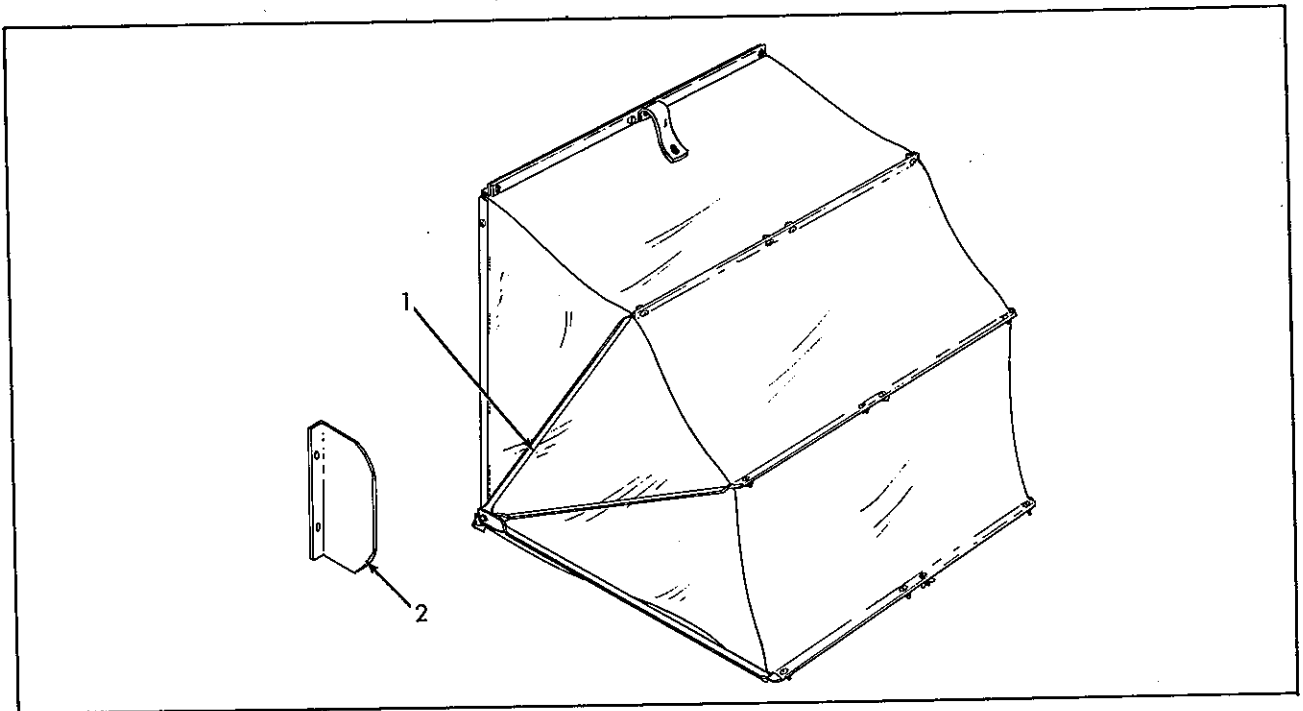
ITEM	PART NUMBER	QTY.	DESCRIPTION	ASSEMBLY OR PACKAGE NO.
	-----	1	FLOOR ASSY., L.H. (used on 31829 & up)(order component items 2 thru 5)	
			11 907722 SCREW	
			11 919311 LOCKWASHER	
			5 910282 RIVET	
1	501777	1	FLOOR, grain drag, L.H.(Used on 23801 thru 31828)	
			6 907722 SCREW, mach.	
			6 919311 LOCKWASHER	
			6 916622 NUT	
2	502754	1	FLOOR, outer, L.H. (used on 31829 & up)	
			5 907722 SCREW, mach.	
			5 919311 LOCKWASHER	
			5 916622 NUT	
3	502753	1	FLOOR, center, L.H. (used on 31829 & up)	
			4 916081 SCREW, mach.	
			4 907722 SCREW, mach.	
			8 919311 LOCKWASHER	
			8 916622 NUT	
4	502752	1	FLOOR, inner, L.H. (used on 31829 & up)	
			5 910282 RIVET	
5	502755	1	ANGLE, floor, L.H. (used on 31829 & up)	
	501808	1	FLOOR, center (used on 23801 thru 58836)	
	507329	1	FLOOR, center (used on 58837 & up)	
6			6 916081 SCREW, mach.	
			6 919311 LOCKWASHER	
			6 916622 NUT	
7	517705	1	FLOOR, R.H.	
8	517707	1	STIFFENER	
			5 910525 RIVET	
9	501923	1	TROUGH, tailings distributor	
			3 901149 RIVET	



SEPARATOR HOUSING - R.H. INSIDE VIEW

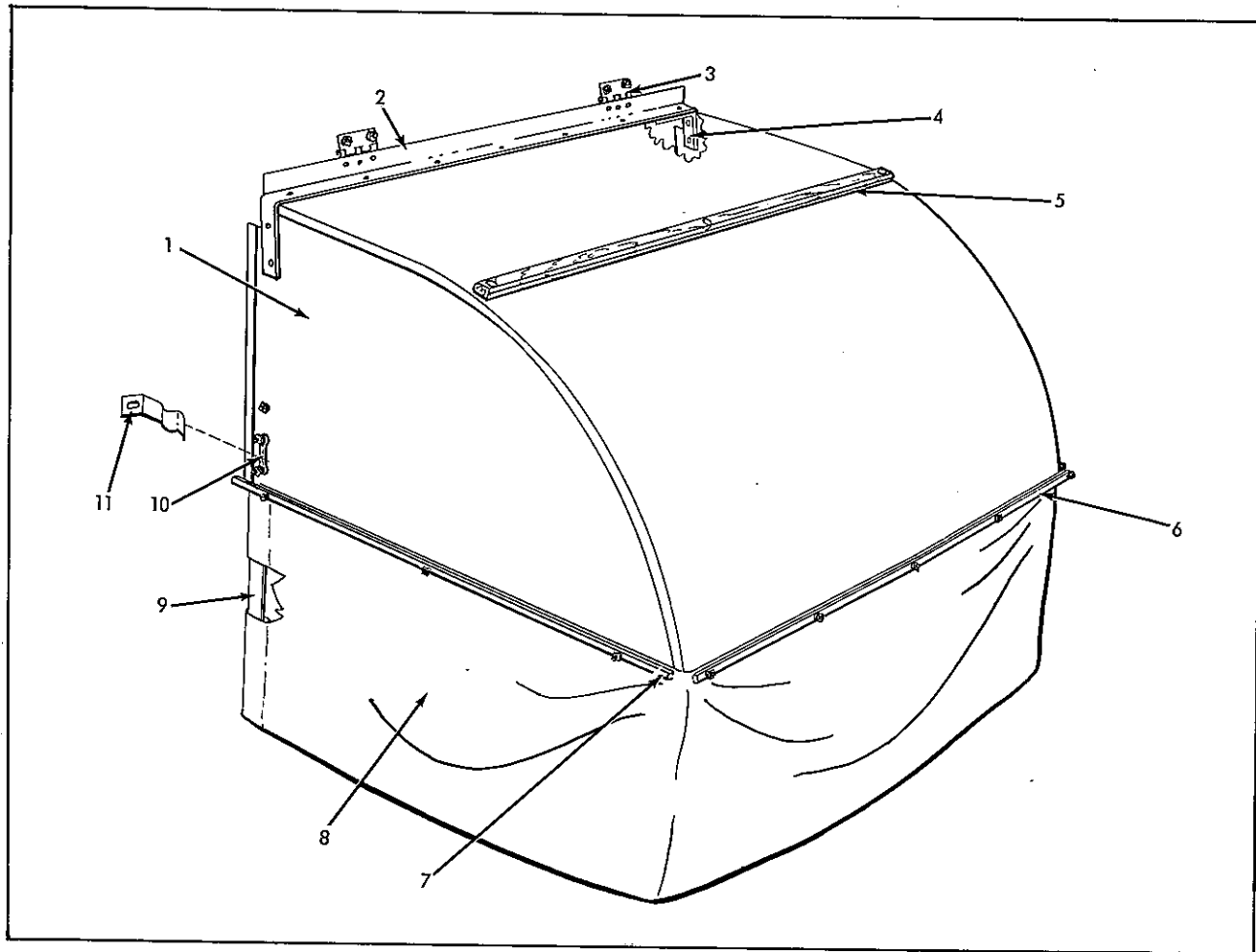
SEPARATOR HOUSING
R.H. Inside View
Used on 23801 & up

ITEM	PART NUMBER	QTY.	DESCRIPTION	ASSEMBLY OR PACKAGE NO.
1	510402	1	GUIDE, belt 1 919318 CAPSCREW 1 919311 LOCKWASHER 1 916622 NUT	
2	507334	1	DEFLECTOR, grain drag, rear 1 916081 SCREW, mach. 1 919311 LOCKWASHER 1 916622 NUT	
3	507335	1	DEFLECTOR, grain drag, front 1 916081 SCREW, mach. 1 919311 LOCKWASHER 1 916622 NUT	
4	512562	1	SHIELD, chain, front	
	512563	1	SHIELD, chain, rear	
5	507327	1	SHIELD, sieve shoe, front (used on 58837 & up)	
	507328	1	SHIELD, sieve shoe, rear (used on 58837 & up)	
6	501807	1	SHIELD, dirt, fan housing 1 916081 SCREW, mach. 1 919311 LOCKWASHER 1 916622 NUT	



STRAW HOOD
Used prior to 7399

ITEM	PART NUMBER	QTY.	DESCRIPTION	ASSEMBLY OR PACKAGE NO.
-	540362	1	HOOD ASSY. 2 907729 CAPSCREW 1 917457 SCREW, mach. 2 917642 WASHER 1 919311 LOCKWASHER 2 917372 NUT 1 916622 NUT	
1	A5D-15764	3	BOW ASSY. (not stocked) 2 917388 SCREW, mach. 4 917377 WASHER 2 916621 NUT 2 911254 SCREW, mach. 2 916080 SCREW, mach. 4 916622 NUT	
2	R5D-15691	1	GUARD, sheave (not stocked)	

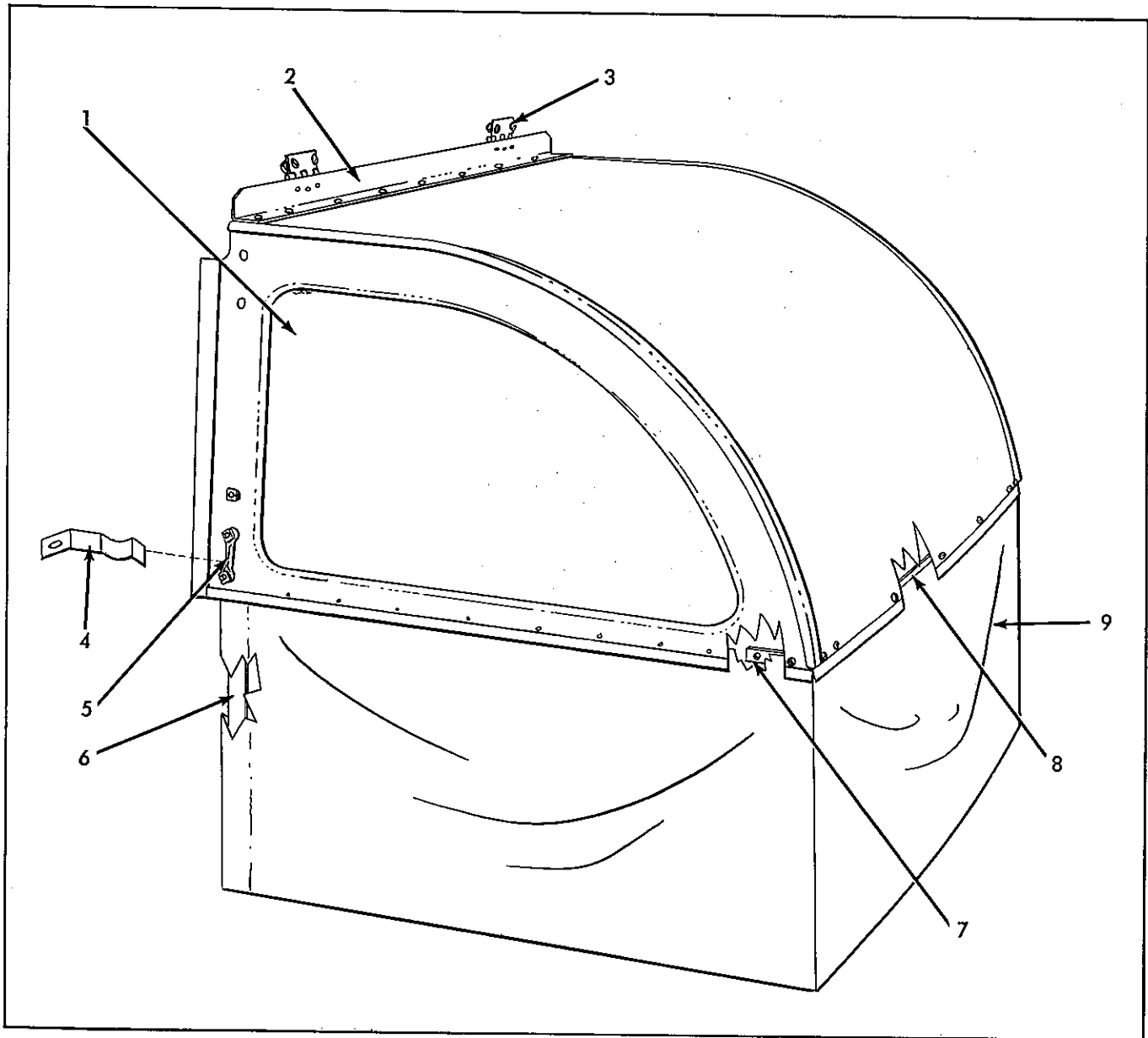


STRAW HOOD
Used on 7399 thru 49836

ITEM	PART NUMBER	QTY.	DESCRIPTION	ASSEMBLY OR PACKAGE NO.
1	500350	1	HOOD ASSY.(Incl. items 2, 3, 4, 5, 9 & 10)(used on 7399 thru 23800)	
			4 918214 SCREW, mach.	
			4 919311 LOCKWASHER	
			4 916622 NUT	
2	500353	1	HOOD ASSY.(used on 23801 thru 49836)(use of HOOD & CURTAIN)(Eff. on 49837 & up)	
			ANGLE, hinge (used on 7399 thru 23800)	
3	501739	1	7 910282 RIVET	
			4 910296 RIVET	
			ANGLE, hinge (used on 23801 thru 49836)	
4	500358	2	8 910516 RIVET	
			4 910296 RIVET	
			HINGE	
			3 900793 RIVET	
5	500354	2	CLIP, corner (used on 7399 thru 23800)	
			2 910282 RIVET	
			2 910296 RIVET	
			CLIP, corner (used on 23801 thru 49836)	
6	501740	2	2 910516 RIVET	
			2 910296 RIVET	
			CLEAT (used on 7399 thru 23800)(discontinued)	
			CLEAT (used on 23801 thru 49836)	
7	501741	1	3 916944 BOLT, carriage	
			3 919310 LOCKWASHER	
			3 916622 NUT	
			RAIL, clamp	
7	500361	1	3 917388 SCREW, mach.	
			3 910533 LOCKWASHER	
			3 916621 NUT	
			RAIL, clamp (used on 7399 thru 23800)	
			RAIL, clamp (used on 23801 thru 49836)	
			3 917388 SCREW, mach.	
			3 910533 LOCKWASHER	
			3 916621 NUT	

STRAW HOOD (Cont'd)
Used on 7399 thru 49836

ITEM	PART NUMBER	QTY.	DESCRIPTION	ASSEMBLY OR PACKAGE NO.	
8	500359	1	EXTENSION ASSY.(Incl. items 6, 7 & 9)(used on 7399 thru 23800)		
	501742	1	EXTENSION ASSY.(Incl. items 6, 7 & 9)(used on 23801 thru 49836)		
	500360	1	CANVAS (used on 7399 thru 23800)		
		9	917388 SCREW, mach.		
		9	910533 LOCKWASHER		
		9	916621 NUT		
		30	910837 TACK, D.P.		
	501743	1	CANVAS (used on 23801 thru 49836)		
		30	910837 TACK, D.P.		
		11	917388 SCREW, mach.		
9	500356	2	STAY		
			1	907722 SCREW, mach.	
			2	916532 SCREW, mach.	
			3	919310 LOCKWASHER	
			3	916622 NUT	
10	500357	2	LATCH		
			2	916532 SCREW, mach.	
			2	919310 LOCKWASHER	
			2	916622 NUT	
11	500365	2	CLIP		
			1	907722 SCREW, mach.	
			1	919310 LOCKWASHER	
			1	917377 WASHER	
			1	916622 NUT	

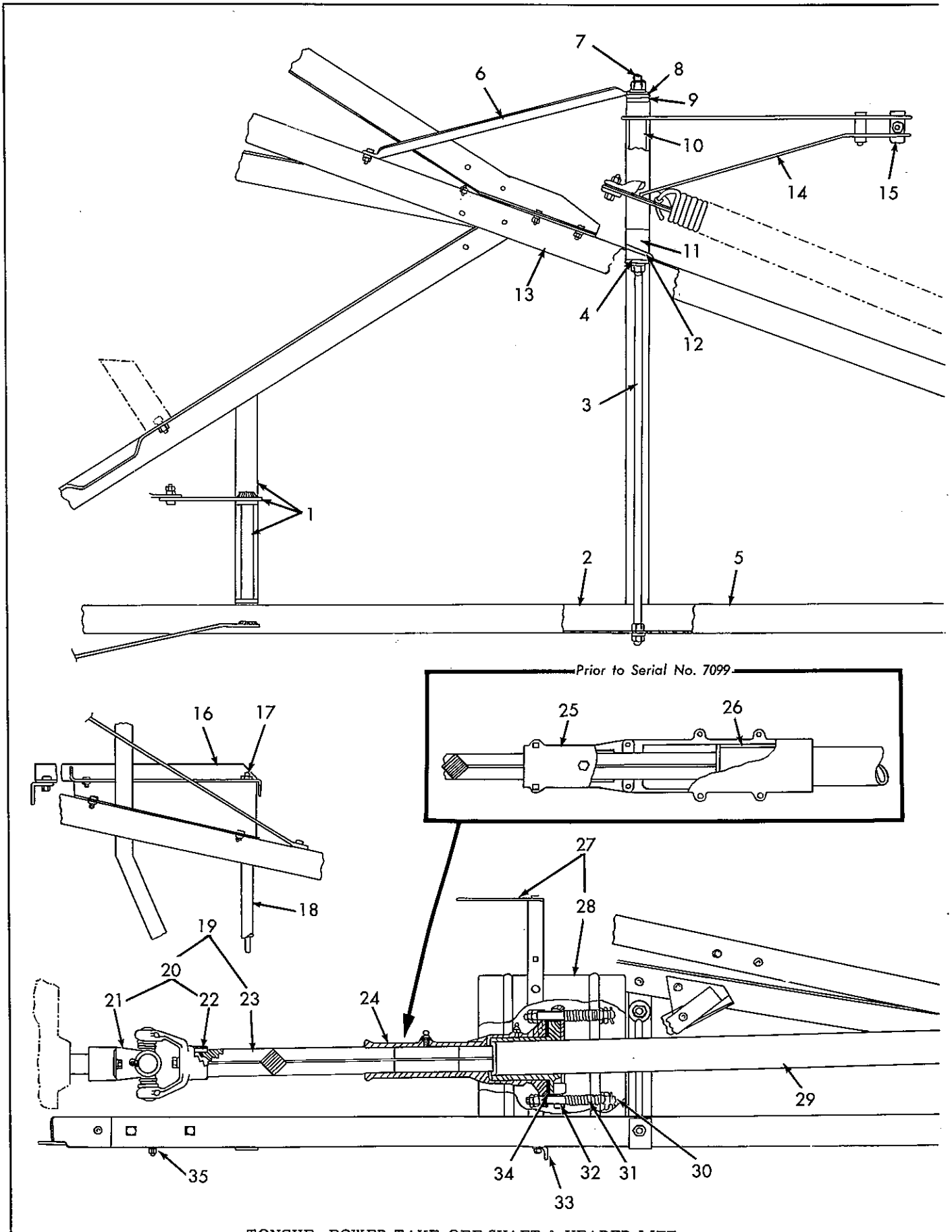


STRAW HOOD
Used on 49837 & up

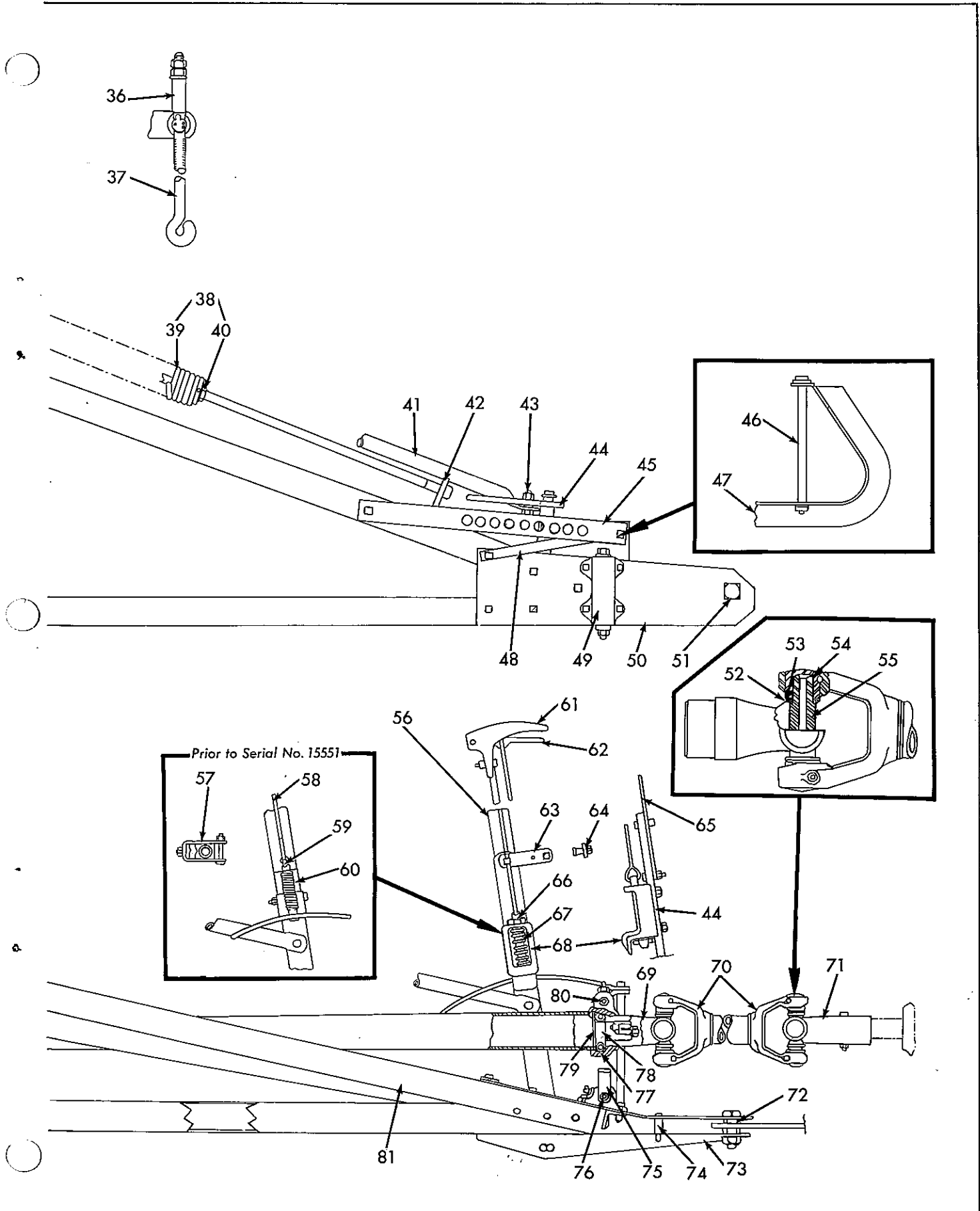
ITEM	PART NUMBER	QTY.	DESCRIPTION	ASSEMBLY OR PACKAGE NO.
1	515579	1	HOOD ASSY.(Incl. items 2 & 5 thru 8)(used on 136057 & up) (f/prior S/N also order 515588)	
		4	918214 SCREW, mach.	
		4	919310 LOCKWASHER	
		4	916622 NUT	
2	505746	1	ANGLE ASSY.(Incl. ANGLE & item 3)(used on 49837 thru 136055)	
	-----	1	ANGLE (used on 49837 thru 136055)(discontinued, can use 515586)	
3	500358	2	HINGE	
		3	910525 RIVET	
4	500365	2	CLIP	
		1	907722 SCREW, mach.	
		1	917377 WASHER	
		1	919310 LOCKWASHER	
		1	916622 NUT	
5	500357	2	LATCH	
		2	916532 SCREW, mach.	
		2	919310 LOCKWASHER	
		2	916622 NUT	
6	500356	2	STAY	
		1	907722 SCREW, mach.	
		2	916532 SCREW, mach.	
		3	919310 LOCKWASHER	
		3	916622 NUT	

STRAW HOOD (Cont'd)
Used on 49837 & up

ITEM	PART NUMBER	QTY.	DESCRIPTION	ASSEMBLY OR PACKAGE NO.
7	515591	2	CLIP, corner (used on 136057 & up)	
			4 916080 SCREW, mach.	
			4 910533 LOCKWASHER	
			4 916621 NUT	
8	515592	1	STRIP, curtain retainer (used on 136057 & up)	
			3 916079 SCREW, mach.	
			3 910533 LOCKWASHER	
			3 916621 NUT	
9	{ 505741	1	CURTAIN (used on 49837 thru 136056)	
	{ 515588	1	CURTAIN (used on 136057 & up)	



TONGUE, POWER TAKE-OFF SHAFT & HEADER LIFT



Prior to Serial No. 15551

TONGUE, POWER TAKE-OFF SHAFT & HEADER LIFT

TONGUE, POWER TAKE-OFF SHAFT & HEADER LIFT
Used prior to 23801

ITEM	PART NUMBER	QTY.	DESCRIPTION	ASSEMBLY OR PACKAGE NO.
1	540382	1	HANDLE ASSY.(used prior to 15551)	
	501392	1	HANDLE ASSY. (used on 15551 thru 23800)	
		2	908127 CAPSCREW	
		2	919312 LOCKWASHER	
		2	916950 NUT	
2	540708	1	ANGLE, bottom, L.H. (used prior to 15551)	
	501117	1	ANGLE, bottom, L.H. (used on 15551 thru 23800)	
		2	917406 CAPSCREW	
		1	917400 CAPSCREW	
		2	907731 CAPSCREW	
3	501302	2	916966 LOCKWASHER	
		2	916951 NUT	
		2	916950 NUT	
		1	BRACE, support, pivot (used on 15551 thru 23800)	
		2	915726 NUT	
4	501304	1	WASHER, support (used on 15551 thru 23800)	
	540577	1	ANGLE, top, L.H.	
6	540687	5	908127 CAPSCREW	
		1	917400 CAPSCREW	
		6	919312 LOCKWASHER	
		6	916950 NUT	
		1	BRACE, rear	
7	501303	1	908127 CAPSCREW	
		1	919312 LOCKWASHER	
		1	916950 NUT	
		2	SUPPORT, pivot, header lift (5/8" x 13-1/2")(used on 15551 thru 23800)	
		2	904209 LOCKWASHER	
8	540686	1	BRACE, lower	
	540441	1	SPACER, bearing, L.H.	
10	540685	1	BEARING, pivot	
11	540420	1	SPACER, pivot bearing, R.H.	
13	540583	1	540684 PLATE, support	
		1	910522 RIVET	
		6	910287 LOCKWASHER	
		3	908127 CAPSCREW	
		3	907731 CAPSCREW	
14	501112	6	919312 LOCKWASHER	
		6	916950 NUT	
		1	ANGLE, bottom, front, R.H. (used on 15551 thru 23800)	
		1	LEVER ASSY.	
		1	917402 CAPSCREW	
15	540587	1	919312 LOCKWASHER	
		1	916950 NUT	
		2	PIN, lever	
		2	919393 WASHER	
		2	918459 PIN, cotter	
16	501362	1	ANGLE, support, platform (used on 15551 thru 23800)	
17	501364	1	ROD, tie (3/8" x 26-1/2")(used on 15551 thru 23800)	
		2	916950 NUT	
18	501391	1	SPACER, pipe (3/8" x 25")(used on 15551 thru 23800)	
19	540377	1	SHAFT ASSY. (Incl. items 20 & 23)(used on 7098 thru 23800)	
		1	921370 CAPSCREW	
		1	922086 WASHER	
		1	916966 LOCKWASHER	
20	-----	2	922086 WASHER, plain	
		2	916966 LOCKWASHER	
		2	JOINT, universal, rear (f/ rivet type bushings)(used prior to 23800)	
		2	(order items 21, 52, 53, 54 & 55 f/ snap ring type bushing)	
		2	921370 CAPSCREW	
21	522283	2	YOKE, rear joint (rivet type)(used on 7099 thru 23800)(order 522283)	
		2	YOKE, rear joint (snap ring type)	
		1	921370 CAPSCREW	
		1	922086 WASHER, plain	
		1	916966 LOCKWASHER	
22	535516	2	KEY (3/8" x 5/16" x 1-1/2")	
23	540706	1	SHAFT (23-3/4"Lg.)	
24	500190	1	TUBE, slip clutch (used on 7099 thru 23800)	
		2	914465 FITTING, lubrication	
25	540436	1	CLUTCH (used prior to 7099)	
		4	919361 CAPSCREW	
		4	917400 CAPSCREW	
		8	919312 LOCKWASHER	
		4	917378 WASHER	
		1	914465 FITTING, lubrication	
		8	916950 NUT	

TONGUE, POWER TAKE-OFF SHAFT & HEADER LIFT (Cont'd)
Used prior to 23801

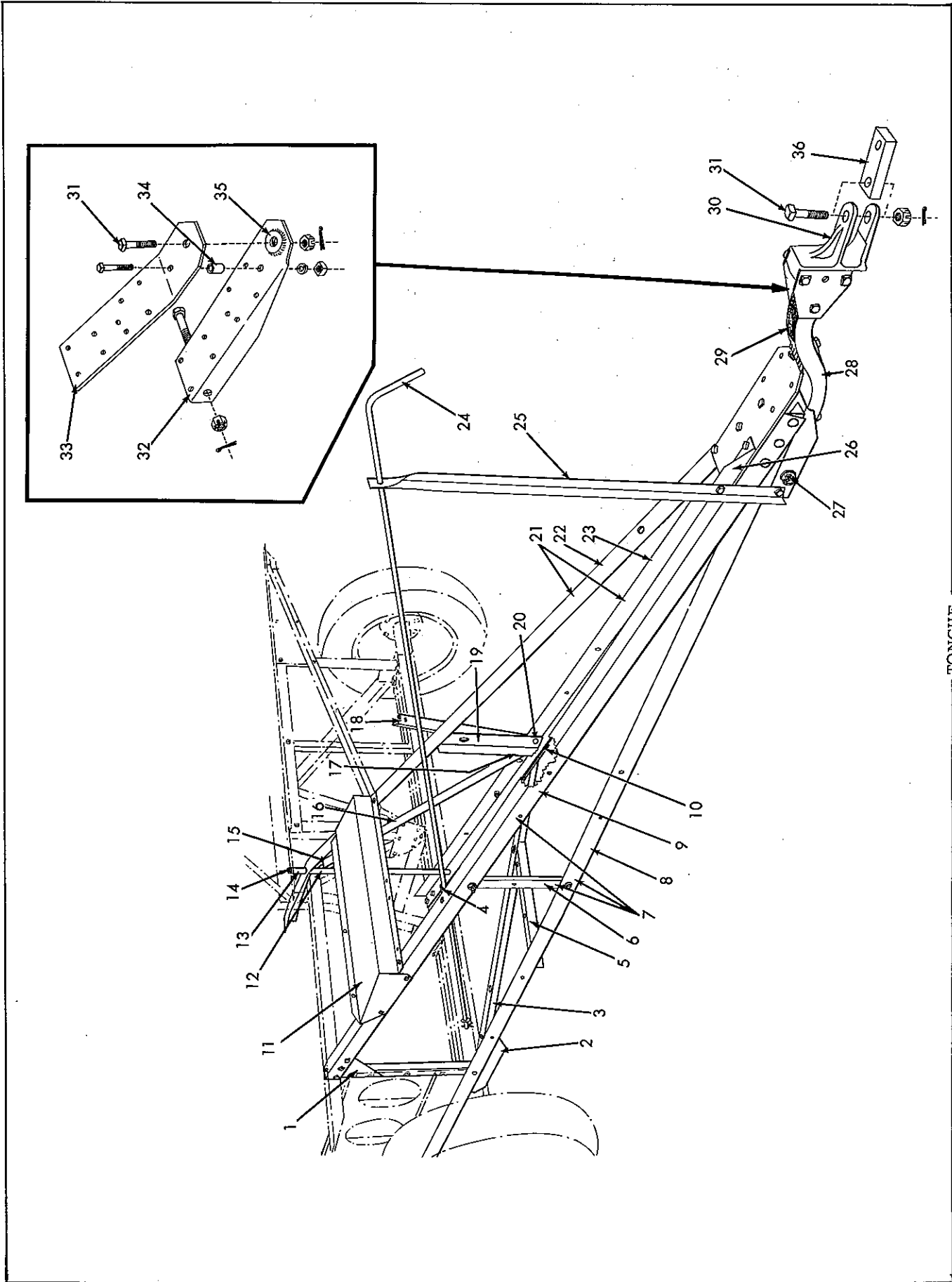
ITEM	PART NUMBER	QTY.	DESCRIPTION	ASSEMBLY OR PACKAGE NO.
26	540467	2	LINING, slip clutch	
27	500312	1	GUARD ASSY., slip clutch (Incl. item 28)(used on 7099 thru 23800)	
		2	917397 CAPSCREW	
		2	917642 WASHER	
		2	919311 LOCKWASHER	
		2	917372 NUT	
28	500313	1	GUARD	
		4	916943 BOLT, carriage	
		4	919310 LOCKWASHER	
		4	916622 NUT	
	500259	1	CLUTCH ASSY., slip (Incl. SHAFT & items 24, 30, 31, 32 & 34)	
		1	921370 CAPSCREW	
29		1	922086 WASHER, plain	
		1	916966 LOCKWASHER	
	500254	1	SHAFT ASSY. (w/o SLIP CLUTCH)	
30	500260	4	STUD, clutch (used on 7099 thru 23800)	
		1	916951 NUT	
		1	913744 NUT	
		1	916966 LOCKWASHER	
		2	918935 NUT	
		1	918452 PIN, cotter	
		1	904208 LOCKWASHER	
31	500261	4	SPRING, slip clutch	
		2	918935 NUT	
		1	918452 PIN, cotter	
32	500093	1	RING, clamp (used on 7099 thru 23800)	
33	500316	1	SUPPORT (used on 7099 thru 23800)	
		2	917397 CAPSCREW	
		2	917642 WASHER	
		2	919312 LOCKWASHER	
34	540307	1	LINING, slip clutch (used on 7099 thru 23800)	
35	540621	3	NUT, special	
36	535535	1	COLLAR (2-1/2" Lg.)	
37	535536	1	SCREW, adjusting	
		1	918432 WASHER	
		1	917373 LOCKWASHER	
		2	915726 NUT	
38	501091	1	SPRING ASSY. (Incl. items 39 & 40)	
		1	910722 BOLT	
39	540441	1	SPRING	
	540401	1	PLUG, spring (used prior to 7099)	
40	540390	1	PLUG, spring (used on 7099 thru 15550)	
	501045	1	PLUG, spring (used on 15551 thru 23800)	
41	540320	1	ROD, connecting	
	540582	1	BRACKET, lift spring (used prior to 15551)	
42	501189	1	BRACKET, lift spring (used on 15551 thru 23800)	
		2	910928 RIVET	
43	535530	2	BOLT, connecting rod	
		1	919423 NUT	
		1	916966 LOCKWASHER	
		1	910829 WASHER, plain	
	540336	1	EXTENSION, Lift lever (used prior to 15551)	
44	501134	1	EXTENSION, Lift lever (used on 15551 thru 23800)	
		1	919328 WASHER, plain	
		1	918458 PIN, cotter	
45	540638	1	RATCHET, hand lever	
		1	907731 CAPSCREW	
		1	910628 BOLT	
		1	919312 LOCKWASHER	
		1	918199 LOCKWASHER	
		1	916950 NUT	
46	540637	1	SPACER, pipe (3/8" x 8-5/8")(used prior to 15551)	
	501320	1	SPACER, pipe (3/8" x 8-1/2")(used on 15551 thru 23800)	
	540636	1	SUPPORT, ratchet (used prior to 15551)	
47	501319	1	SUPPORT, ratchet (used on 15551 thru 23800)	
		2	917400 CAPSCREW	
		2	919312 LOCKWASHER	
		2	916950 NUT	
48	501321	1	BRACE, support, ratchet (used on 15551 thru 23800)	
		1	917400 CAPSCREW	
		1	919312 LOCKWASHER	
		1	916950 NUT	
49	503996	1	TRUNNION	
		4	917400 CAPSCREW	
		4	919312 LOCKWASHER	
		1	915273 FITTING, lubrication	
		4	916950 NUT	

TONGUE, POWER TAKE-OFF SHAFT & HEADER LIFT (Cont'd)
Used prior to 23801

ITEM	PART NUMBER	QTY.	DESCRIPTION	ASSEMBLY OR PACKAGE NO.
50	501316	1	PLATE, top 2 917400 CAPSCREW 4 908127 CAPSCREW 6 910287 LOCKWASHER 6 916950 NUT	
51	540584	1	BOLT, special (used prior to 15551)	
	501317	1	BOLT, special (used on 15551 thru 23800) 1 922013 NUT 1 920117 PIN, cotter	
52	500809	12	RETAINER (f/RIVET type bushing)(used on 7099 thru 23800)	
	509067	12	RETAINER (f/snap ring type bushing)(used on 7099 thru 23800)	
53	500810	12	WASHER, (cork)(f/ rivet type bushing)(used on 7099 thru 23800)	
	509066	12	WASHER, (cork)(f/snap ring type bushing)(used on 7099 thru 23800)	
54	500807	12	BUSHING (f/ rivet type bushing)(used on 7099 thru 23800)	
	509065	12	BUSHING (f/snap ring type bushing)(used on 7099 thru 23800) 1 910894 RIVET	
55	500808	3	CROSS, U-Joint (used on 7099 thru 23800)(f/ rivet type bushing) 1 915276 FITTING, lubrication	
	509064	-	CROSS, U-Joint (f/snap ring type bushing)	
56	540337	1	LEVER ASSY.(Incl. items 44 & 57 thru 65)(used prior to 15551)	
	501132	1	LEVER ASSY.(Incl. items 44, 58 & 61 thru 68)(used on 15551 thru 23800) 1 919328 WASHER, plain 1 918458 PIN, cotter	
57	540594	1	CLIP, pin guide (used prior to 15551) 1 919414 BOLT, carriage 1 919311 LOCKWASHER 1 917372 NUT	
58	540595	1	ROD, lifting, detent pin (used prior to 15551)	
	501138	1	ROD, lifting, detent pin (used on 15551 thru 23800)	
59	540446	1	LINK, detent pin (used prior to 15551)	
60	540593	1	GUIDE, detent pin (used prior to 15551) 1 900538 BOLT 1 919312 LOCKWASHER	
61	540302	1	BASE, latch, lever 1 917400 CAPSCREW 1 917378 WASHER 1 910287 LOCKWASHER 1 916950 NUT	
62	501212	1	FINGER 1 910517 RIVET	
63	520184	1	LINK, adjusting, lever 1 919360 CAPSCREW 1 919312 LOCKWASHER 1 916950 NUT	
64	535534	1	SPACER, pipe (3/8" x 1/2")	
	540592	1	LEVER, hand (used prior to 15551)	
65	503943	1	LEVER, hand (used on 15551 thru 23800) 2 919358 CAPSCREW 2 919312 LOCKWASHER 2 916950 NUT	
66	540338	1	PIN, detent (used prior to 15551)	
	501137	1	PIN, detent (used on 15551 thru 23800) 1 918452 PIN, cotter	
67	501211	1	SPRING, detent	
68	501046	1	HOUSING, detent pin, (used on 15551 thru 23800) 2 907731 CAPSCREW 2 919312 LOCKWASHER	
69	500802	1	YOKE, plain (used on 7099 thru 23800) 1 921370 CAPSCREW 1 922086 WASHER 1 916966 LOCKWASHER	
70	540469	1	JOINT ASSY., hitch (used prior to 7099)	
	-----	1	JOINT ASSY., hitch (Incl. items 52 thru 55, 69 & 71)(f/ rivet type bushing)(used on 7099 thru 23800)(order 509055)	
70	509055	1	JOINT ASSY., hitch (w/snap ring type bushing) 1 919356 CAPSCREW 1 921370 CAPSCREW 1 922086 WASHER 1 919311 LOCKWASHER 1 916966 LOCKWASHER 1 917372 NUT	
71	502431	1	YOKE ASSY., double center (used on 7099 thru 23800)	
	500566	1	YOKE, spline (special 1-1/8")(used on 7099 thru 23800)	
71	500801	1	YOKE, spline (1-3/8")(used on 7099 thru 23800) 1 919356 CAPSCREW 1 919311 LOCKWASHER 1 917372 NUT	

TONGUE, POWER TAKE-OFF SHAFT & HEADER LIFT (Cont'd)
Used prior to 23801

ITEM	PART NUMBER	QTY.	DESCRIPTION	ASSEMBLY OR PACKAGE NO.
71	502534	1	YOKE, spline (special 1-3/4")(used on 7099 thru 23800)	
			1 919987 CAPSCREW	
			1 917373 LOCKWASHER	
			1 915726 NUT	
72	501318	2	WASHER, hitch (Iron)	
73	540347 501118	1	PLATE, bottom (used prior to 15551)	
			PLATE, bottom (used on 15551 thru 23800)	
			6 908127 CAPSCREW	
			6 919312 LOCKWASHER	
74	518378	1	SPACER, pipe (1/2" x 1-3/8")(used on 15551 thru 23800)	
			1 919984 CAPSCREW	
			1 916966 LOCKWASHER	
			1 916951 NUT	
75	540679	2	ARM, bearing	
			2 916951 NUT	
			2 916966 LOCKWASHER	
			2 916951 NUT	
76	535491	1	PIVOT, lower (3/4" x 7")	
			2 916951 NUT	
			2 916966 LOCKWASHER	
			2 916966 LOCKWASHER	
77	540373 540411	1	BEARING ASSY., P.T.O. support (Incl. items 49, 75 thru 80)	
			4 917400 CAPSCREW	
			4 919312 LOCKWASHER	
			4 916950 NUT	
78	210290	1	HOUSING, BEARING	
			1 915276 FITTING, lubrication.	
79	535544	1	BEARING, ball	
80	540675	1	RING, snap	
			PIVOT, upper (3/4" x 5-9/16")	
			2 916951 NUT	
			2 916966 LOCKWASHER	
81	540576	1	ANGLE, top, front R.H.	
			2 908127 CAPSCREW	
			4 917400 CAPSCREW	
			3 907731 CAPSCREW	
			6 910287 LOCKWASHER	
			6 916950 NUT	



TONGUE

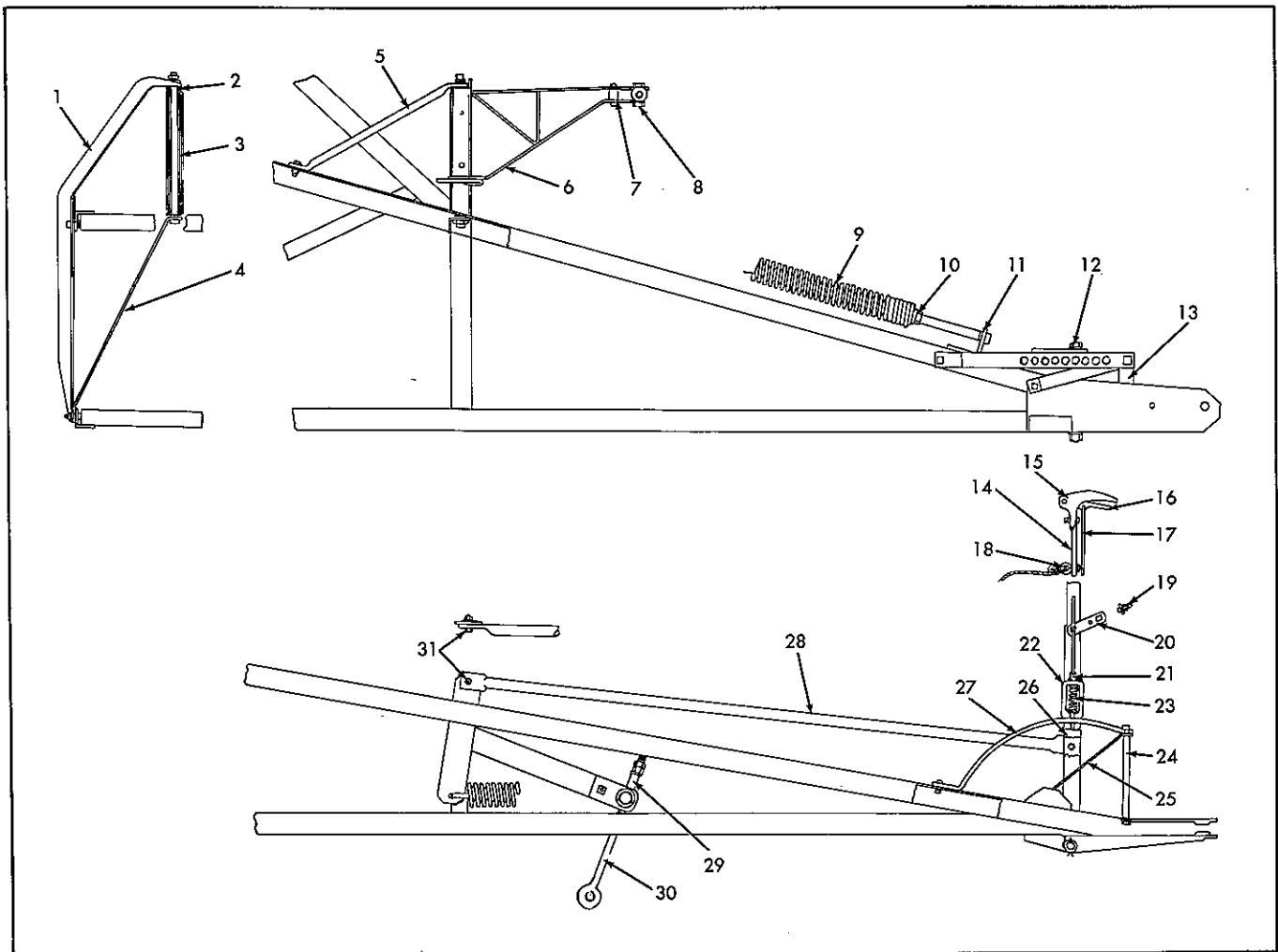
TONGUE
Used on 23801 & up

ITEM	PART NUMBER	QTY.	DESCRIPTION	ASSEMBLY OR PACKAGE NO.
1	501714	1	GUSSET, R.H. upper 2 919318 CAPSCREW 2 919312 LOCKWASHER 2 916950 NUT	
2	501713	1	ANGLE, splice, R.H. 4 907731 CAPSCREW 4 919312 LOCKWASHER 4 916950 NUT	
3	517676	1	BRACE, R.H. 5 907731 CAPSCREW 5 919312 LOCKWASHER 5 916950 NUT	
4	501684	1	CLIP, shift rod 1 917397 CAPSCREW 1 919311 LOCKWASHER 1 917372 NUT	
5	505891	1	SUPPORT, shield, P.T.O. shaft (used on 49837 & up) 2 917397 CAPSCREW 2 919311 LOCKWASHER 2 917642 WASHER 2 917372 NUT	
6	506531	1	STRUT, R.H. 1 918212 CAPSCREW 1 918199 LOCKWASHER 1 918213 NUT 1 910522 RIVET	
7	506232	1	TONGUE ASSY., R.H. (Incl. items 6, 8 & 9) 3 919318 CAPSCREW 4 907731 CAPSCREW 7 919312 LOCKWASHER 7 916950 NUT	
8	506235	1	TONGUE, lower, R.H. 2 919318 CAPSCREW 2 907731 CAPSCREW 4 919312 LOCKWASHER 4 916950 NUT 2 910522 RIVET	
9	506234	1	TONGUE, upper, R.H. 3 919318 CAPSCREW 2 907731 CAPSCREW 5 919312 LOCKWASHER 5 916950 NUT 3 910522 RIVET	
10	501715	1	GUSSET, brace, L.H. (used on 23801 thru 58836)	
	506239	1	GUSSET, brace, L.H. (used on 58837 & up)	
11	501704	1	PLATFORM ASSY. 6 919318 CAPSCREW 6 919311 LOCKWASHER 6 917372 NUT	
12	501711	1	SPACER, pipe (1/2" x 20-1/8")	
13	501710	1	SPACER, pipe, frame (1/2" x 1-7/8")	
14	501712	1	ROD (1/2" x 24") 2 916966 LOCKWASHER 2 916951 NUT	
15	501670	1	GUSSET, angle, L.H. upper 3 910310 RIVET	
16	501671	1	BRACE, diagonal 3 910310 RIVET	
17	501565	1	GUSSET, diagonal brace, L.H.	
18	501709	1	BRACE, L.H. 4 907731 CAPSCREW 4 919312 LOCKWASHER 4 916950 NUT	
19	501669	1	STRUT, tongue, L.H. 2 910928 RIVET	
20	500720	2	WASHER, bevel	
	502373	1	TONGUE ASSY., L.H. (Incl. 12 thru 17, 19, 20, 22 & 507185 Bracket)(used on 23801 thru 58836)	
	507182	1	TONGUE ASSY., L.H. (Incl. items 12 thru 17, 19, 20, 22, 23 & 507185 Bracket)(used on 58837 & up)	
21			2 917279 CAPSCREW 4 907731 CAPSCREW 2 916966 LOCKWASHER 8 919312 LOCKWASHER 2 916951 NUT 8 916950 NUT	

Continued
121

TONGUE (Cont'd)
Used on 23801 & up

ITEM	PART NUMBER	QTY.	DESCRIPTION	ASSEMBLY OR PACKAGE NO.
22	501667	1	TONGUE, upper, L.H. (used on 23801 thru 58836)	
	507183	1	TONGUE, upper, L.H. (used on 58837 & up)	
		2	907731 CAPSCREW	
		3	919318 CAPSCREW	
		5	919312 LOCKWASHER	
		5	916950 NUT	
23		3	910522 RIVET	
	502375	1	TONGUE, lower, L.H. (used on 23801 thru 58836)	
	507184	1	TONGUE, lower, L.H. (used on 58837 & up)	
		2	917279 CAPSCREW	
		2	916966 LOCKWASHER	
		3	907731 CAPSCREW	
24		2	916951 NUT	
		3	919312 LOCKWASHER	
		3	916950 NUT	
		3	910522 RIVET	
	502604	1	ROD ASSY., shift (Incl. ROD & item 4)	
	501683	1	ROD, shift	
25		1	918452 PIN, cotter	
		1	918430 WASHER	
	501682	1	SUPPORT, shift rod (used on 23801 thru 49836)	
	505816	1	SUPPORT, shift rod (used on 49837 & up)	
		2	916431 CAPSCREW	
		1	907731 CAPSCREW	
26		2	919311 LOCKWASHER	
		1	919312 LOCKWASHER	
		2	917372 NUT	
		1	916950 NUT	
	501681	1	BRACKET, rod support (used on 23801 thru 49836)	
	505819	1	BRACKET, rod support (used on 49837 & up)	
27		2	907731 CAPSCREW	
		2	919312 LOCKWASHER	
		2	916950 NUT	
	502380	1	BOLT, pivot, lever (used on 23801 thru 49836)	
	505870	1	BOLT, pivot, lever (used on 49837 & up)	
		1	922013 NUT	
28		1	918459 PIN, cotter	
		2	919389 WASHER	
	510934	1	PLATE ASSY. (used on 93799 & up)	
		3	919362 CAPSCREW	
		1	918703 CAPSCREW	
		4	919312 LOCKWASHER	
29		1	919354 CAPSCREW	
		1	919311 LOCKWASHER	
		1	917372 NUT	
		4	916950 NUT	
	511332	1	TRANSFER, hitch	
	508922	1	CLEVIS, hitch (used on 93799 & up)	
30		2	919366 CAPSCREW	
		2	918199 LOCKWASHER	
		2	918213 NUT	
	501317	1	BOLT (drilled)	
		1	922013 NUT	
		1	920117 PIN, cotter	
31	502377	1	PLATE ASSY., bottom (used on 23801 thru 49836)	
	507186	1	PLATE ASSY., bottom (used on 49837 thru 93798)	
		6	907731 CAPSCREW	
		6	919312 LOCKWASHER	
		6	916950 NUT	
	503991	1	PLATE ASSY., top	
32		4	907731 CAPSCREW	
		1	917400 CAPSCREW	
		5	919312 LOCKWASHER	
		5	916950 NUT	
	518378	1	SPACER, plate (used on 23801 thru 93798)	
		1	919369 CAPSCREW	
33		1	916966 LOCKWASHER	
		1	916951 NUT	
	501318	2	WASHER, hitch plate (used on 23801 thru 93798)	
	510962	1	EXTENSION, drawbar (used on 93799 & up for tractor without ASAE drawbar & special HITCH ASSY., not used on tractor with ASAE drawbar)	



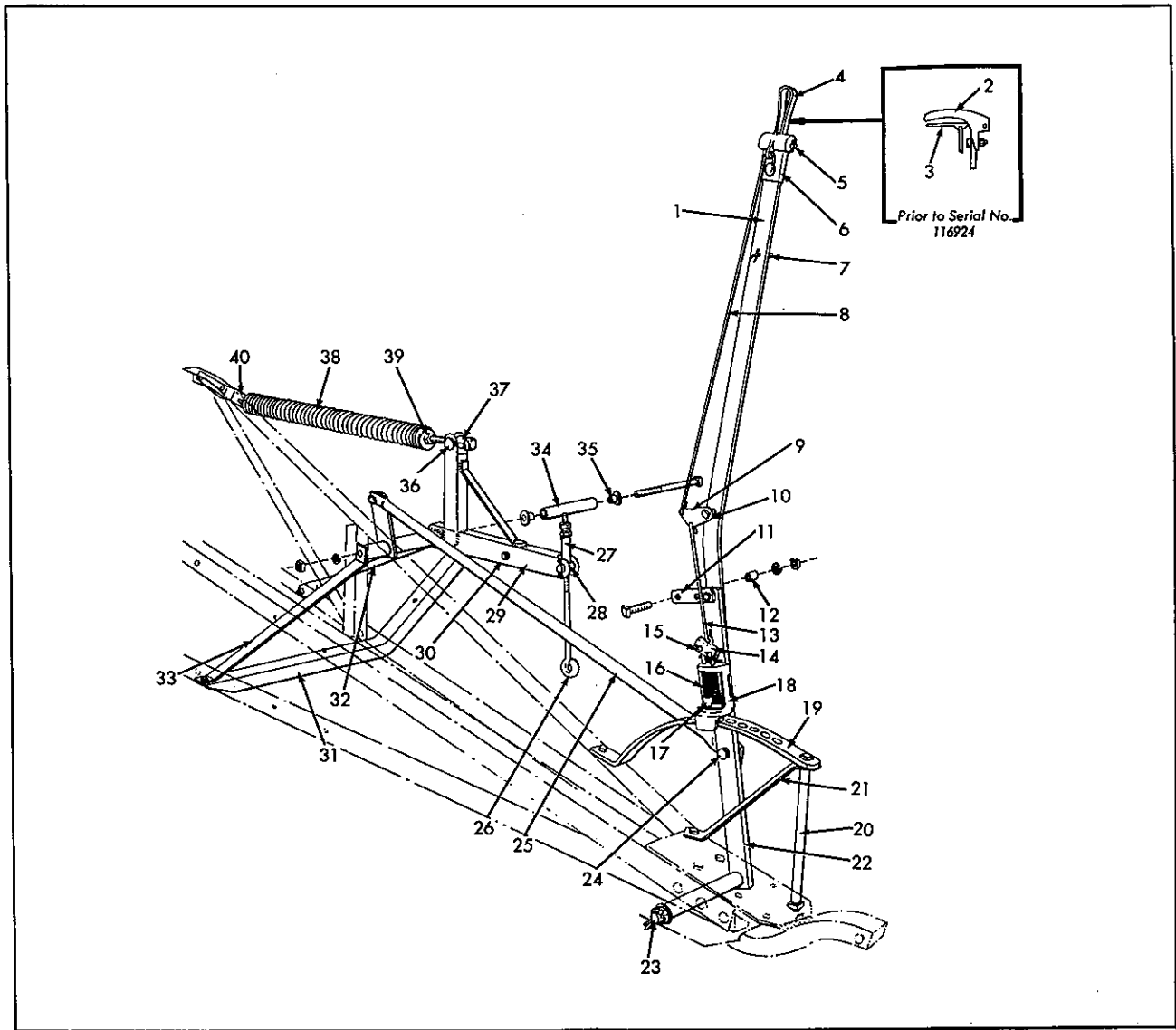
HEADER LIFT LEVER & BELL CRANK
Used on 23801 thru 58836

ITEM	PART NUMBER	QTY.	DESCRIPTION	ASSEMBLY OR PACKAGE NO.
1	506238	1	SUPPORT, bell crank	
		2	907731 CAPSCREW	
		2	919312 LOCKWASHER	
		2	916950 NUT	
2	501703	2	BUSHING, bell crank	
3	501702	1	BEARING, bell crank	
4	501701	1	BRACE, bell crank, outer	
5	502393	1	BRACE, bell crank, inner	
		1	917400 CAPSCREW	
		1	919312 LOCKWASHER	
		1	916950 NUT	
6	501693	1	BELL CRANK ASSY.	
		1	910917 BOLT	
		1	917373 LOCKWASHER	
7	540309	1	SPACER, arm (3/8" x 1")	
		1	917402 CAPSCREW	
		1	919312 LOCKWASHER	
		1	916950 NUT	
8	540587	1	PIN, arm, bell crank	
		2	919393 WASHER	
		2	918459 PIN, cotter	
9	501091	1	SPRING ASSY., balance (Incl. SPRING & item 10)	
		1	910722 BOLT	
10	501045	1	PLUG, spring	
11	501189	1	BRACKET, spring	
		2	910928 RIVET	
	502380	1	BOLT (3/4" x 9")(used on 23801 thru 49836)	
	505870	1	BOLT (3/4" x 9-3/4")(used on 49837 thru 58836)	
12		1	922013 NUT	
		1	918459 PIN, cotter	

Continued

HEADER LIFT LEVER & BELL CRANK (Cont'd)
Used on 23801 thru 58836

ITEM	PART NUMBER	QTY.	DESCRIPTION	ASSEMBLY OR PACKAGE NO.
13	501691	1	SUPPORT, lever quadrant (Used on 23801 thru 49836)	
	505814	1	SUPPORT, lever quadrant (Used on 49837 thru 58836)	
	512333	1	LEVER ASSY.(Incl. items 15, 16, 17, 19 thru 23 & 26)	
14	503943	2	919389 WASHER	
		2	919360 WASHER	
		2	919312 LOCKWASHER	
15	540302	1	BASE, lever latch	
		1	917400 CAPSCREW	
		1	919312 LOCKWASHER	
		1	917378 WASHER	
16	501212	1	FINGER, hand lever	
17	501138	1	ROD, pin lifting	
		1	910517 RIVET	
18	503942	1	EYEBOLT, reel cord (Used on 41832 thru 58836)	
		1	918488 PIN, cotter	
19	535534	1	SPACER, hand lever, (3/8" x 1/2")	
20	520184	2	917400 CAPSCREW	
		2	919312 LOCKWASHER	
		2	916950 NUT	
		2	916950 NUT	
21	501137	1	PIN, detent	
22	501046	1	918452 PIN, cotter	
		2	907731 CAPSCREW	
		2	919312 LOCKWASHER	
		2	916950 NUT	
23	501211	1	SPRING, detent	
24	501692	1	SPACER, quadrant (3/8" x 8-1/16")(Used on 23801 thru 49836)	
	505818	1	SPACER, quadrant (3/8" x 9-11/16")(Used on 49837 thru 58836)	
	501321	1	BRACE, quadrant (Used on 23801 thru 49836)	
25	505815	1	BRACE, quadrant (Used on 49837 thru 58836)	
		1	907731 CAPSCREW	
		1	919312 LOCKWASHER	
		1	916950 NUT	
26	501688	2	919389 WASHER	
		2	919389 WASHER	
27	501690 505817	1	QUADRANT (Used on 23801 thru 49836)	
		1	QUADRANT (Used on 49837 thru 58836)	
		1	907731 CAPSCREW	
		1	919312 LOCKWASHER	
		1	911886 BOLT	
		1	918199 LOCKWASHER	
28	501685 505809	1	ROD, reach (Used on 23801 thru 49836)	
		1	ROD, reach (Used on 49837 thru 58836)	
		2	920308 WASHER	
29	535535	1	SPACER (1/2" x 2-1/2")	
30	535536	1	SCREW, adjusting	
		1	918432 WASHER	
		1	917373 LOCKWASHER	
		1	915726 NUT	
31	535530	2	BOLT, reach rod	
		1	919432 NUT	
		1	916966 LOCKWASHER	



HEADER LIFT LEVER & BELL CRANK
Used on 58837 & up

ITEM	PART NUMBER	QTY.	DESCRIPTION	ASSEMBLY OR PACKAGE NO.	
1	512333	1	LEVER ASSY. (Incl. LEVER & items 4 thru 10, 13 thru 18 & 22)		
		2	919389 WASHER		
	503943	1	LEVER (Used on 58837 thru 93798)		
	511142	1	LEVER (Used on 93799 & up)		
		1	921351 SCREW, mach.		
		2	919312 LOCKWASHER		
		1	900538 SCREW, mach.		
		2	916950 NUT		
	2	540302	1	BASE, latch (Used on 58837 thru 116923)	
		1	917400 CAPSCREW		
	1	917378 WASHER			
	1	919312 LOCKWASHER			
	1	916950 NUT			
3	501212	1	FINGER (Used on 58837 thru 166923)		
	1	910517 RIVET			
4	512235	1	HANDLE (Used on 166924 & up)		
5	512335	1	PIVOT, lever handle (Used on 116924 & up)		
	1	919313 PIN, cotter			
6	512236	1	BRACKET, handle (Used on 116924 & up)		
	1	921933 BOLT, carriage			
	1	919312 LOCKWASHER			
	1	916950 NUT			
7	503942	1	EYEBOLT, adjusting cord		
	1	918448 PIN, cotter			

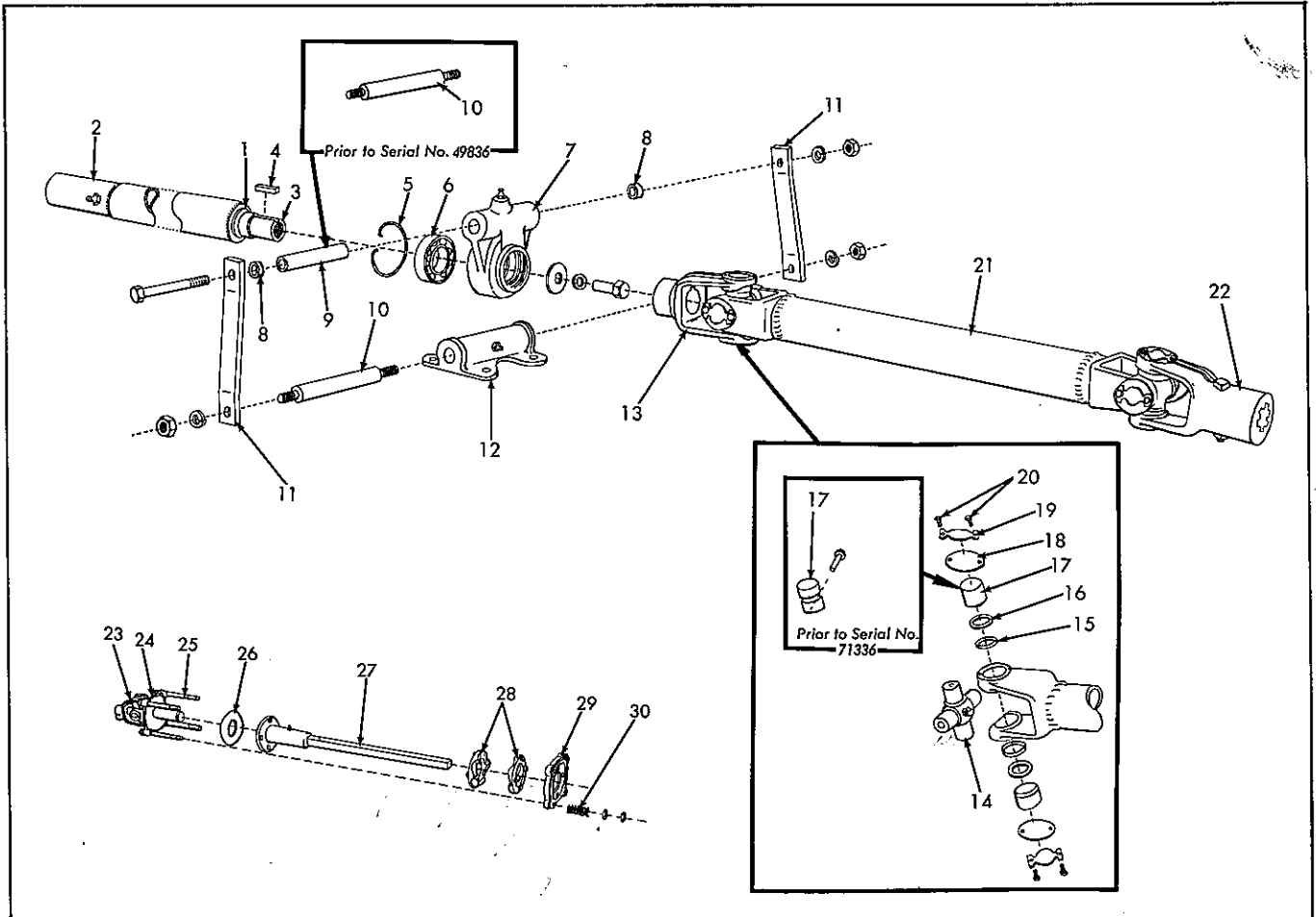
HEADER LIFT LEVER & BELL CRANK (Cont'd)
Used on 58837 & up

ITEM	PART NUMBER	QTY.	DESCRIPTION	ASSEMBLY OR PACKAGE NO.
8	505239	1	ROD, upper (Used on 58837 thru 93798)	
	511144	1	ROD, upper (Used on 93799 thru 116923)	
9	512334	1	ROD, upper (Used on 116924 & up)	
	511143	1	BELL CRANK, latch rod (Used on 93799 & up)	
		1	919933 CAPSCREW	
		1	919311 LOCKWASHER	
10	535531	1	SPACER, bell crank, latch rod (Used on 93799 & up)	
11	520184	1	LINK	
		2	917400 CAPSCREW	
		2	919312 LOCKWASHER	
		2	916950 NUT	
12	535534	1	SPACER, link (3/8" x 1/2")	
13	511145	1	ROD, lifting, lower (Used on 86337 & up)	
14	505237	1	CHANNEL, detent	
15	505238	2	PIN, detent channel	
		1	918445 PIN, cotter	
		1	910531 WASHER, riveting	
16	511328	2	SPRING, detent	
17	505236	2	PIN, detent	
		1	918452 PIN, cotter	
18	504633	1	HOUSING, detent	
		2	907731 CAPSCREW	
		2	919312 LOCKWASHER	
		2	916950 NUT	
19	505817	1	QUADRANT	
		1	907731 CAPSCREW	
		1	914467 BOLT	
		1	919312 LOCKWASHER	
		1	918199 LOCKWASHER	
		1	916950 NUT	
20	505818	1	SPACER, quadrant	
21	505815	1	BRACE, quadrant	
		1	907731 CAPSCREW	
		1	919312 LOCKWASHER	
		1	916950 NUT	
22	501688	1	EXTENSION ASSY., lever	
		2	919389 WASHER	
23	505870	1	BOLT, special (3/4" x 9-3/4" Dld.)	
		1	922013 NUT	
		1	918448 PIN, cotter	
24	535530	2	BOLT, special (1/2" x 2-1/8")	
		2	916966 LOCKWASHER	
		2	919423 NUT	
25	505809	1	ROD, reach	
		2	920308 WASHER	
26	535536	1	SCREW, header adjusting	
		1	919328 WASHER	
		1	917373 LOCKWASHER	
		2	915726 NUT	
27	535535	1	SPACER (1/2" x 2-1/2")	
28	505234	1	PIN, bell crank	
		2	918459 PIN, cotter	
29	507168	1	BELL CRANK ASSY.	
		1	910917 BOLT	
		1	917373 LOCKWASHER	
30	500428	1	SPACER (3/8" x 1-1/4")	
		1	917402 CAPSCREW	
		1	919312 LOCKWASHER	
		1	916950 NUT	
31	506238	1	SUPPORT, bell crank	
		1	907731 CAPSCREW	
		1	918212 CAPSCREW	
		1	919312 LOCKWASHER	
		1	918199 LOCKWASHER	
		1	916950 NUT	
		1	918213 NUT	
32	502393	1	BRACE, bell crank, inner	
		1	917400 CAPSCREW	
		1	919312 LOCKWASHER	
		1	916950 NUT	
33	501701	1	BRACE, bell crank, outer	
34	501702	1	BEARING, bell crank	
35	501703	2	BUSHING	
36	505233	1	PIN, bell crank (1-1/8" x 2-1/8")	
		2	918459 PIN, cotter	
37	535579	1	SPACER, (3/4" x 1-1/4")	

Continued

HEADER LIFT LEVER & BELL CRANK (Cont'd)
Used on 58837 & up

ITEM	PART NUMBER	QTY.	DESCRIPTION	ASSEMBLY OR PACKAGE NO.
38	505232	1	SPRING ASSY., balance header (Incl. SPRING & item 39)	
		1	913600 BOLT	
		1	918269 WASHER	
39	503758	1	PLUG, spring	
40	507185	1	BRACKET, spring	
		2	910928 RIVET	



POWER TAKE-OFF SHAFT & SLIP CLUTCH
Used on 23801 thru 93798

ITEM	PART NUMBER	QTY.	DESCRIPTION	ASSEMBLY OR PACKAGE NO.
1	509052	1	SHAFT ASSY., (Incl. SHAFT & items 2 thru 22)	
	501367	1	SHAFT ASSY., (Incl. SHAFT & item 2)	
		1	914465 FITTING, lubrication	
2	501369	1	SLEEVE	
3	-----	1	END, tube	
4	535516	1	KEY (3/8" x 5/16" x 1-1/2")	
5	535544	1	RING, snap	
6	507223	1	BEARING, ball	
7	505896	1	BEARING ASSY., support (Incl. HOUSING & items 5, 6, & 8 thru 12)	
	540411	1	HOUSING, support bearing	
		1	914465 FITTING, lubrication	
8	505888	2	SPACER, arm (Used on 49837 thru 93798)	
9	540675	1	PIVOT, Upper (Used on 23801 thru 93798)	
		2	916966 LOCKWASHER	
		2	916951 NUT	

Continued

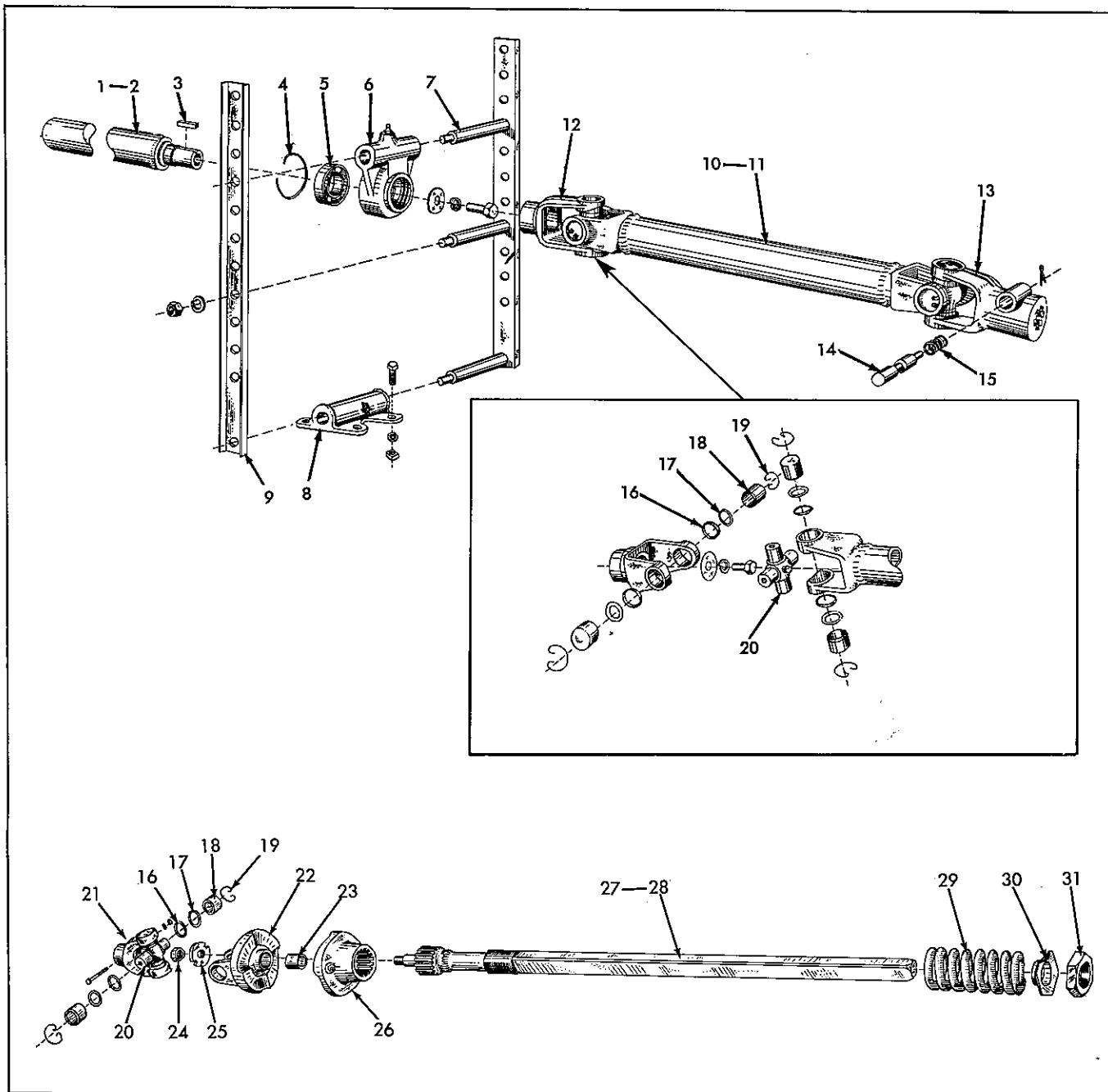
POWER TAKE-OFF SHAFT & SLIP CLUTCH (Cont'd)
Used on 23801 thru 93798

ITEM	PART NUMBER	QTY.	DESCRIPTION	ASSEMBLY OR PACKAGE NO.
9	505894	1	PIVOT, upper (3/4" x 3-9/16")(Used on 49837 thru 60636)	
			2 916966 LOCKWASHER	
			2 913105 CAPSCREW	
			2 919327 WASHER, plain	
10	507332	1	PIVOT, upper (3/4" x 3-9/16")(Used on 60637 thru 93798)	
			1 913605 CAPSCREW	
			1 916966 LOCKWASHER	
			1 919423 NUT	
11	535491	1	PIVOT, lower (3/4" x 7")	
			2 916951 NUT	
			2 916966 LOCKWASHER	
12	540679	2	ARM, support	
	503996	1	TRUNNION (Used on 23801 thru 41831)	
13	503995	1	TRUNNION (Used on 41832 thru 93798)	
			4 917400 CAPSCREW	
			4 910287 LOCKWASHER	
			1 915273 FITTING, lubrication	
14	500802	1	YOKE, plain (1-5/16" bore)(Used on 23801 thru 71336)	
	509063	1	YOKE, plain (1-5/16" bore)(Used on 71337 thru 93798)	
	1 922086 WASHER, plain			
15	500808	3	CROSS, center (Used on 23801 thru 71336)	507975, 518039
			509064	3
16	500809	12	1 915276 FITTING, lubrication	
			RETAINER (Used on 23801 thru 71336)	518039, 507975
17	509067	12	RETAINER (Used on 71337 thru 93798)	518038, 510232
			500810	12
18	509066	12	WASHER (cork) (Used on 71337 thru 93798)	518038, 510232
			500807	12
19	509065	12	1 910894 RIVET	
			BUSHING (Used on 71337 thru 93798)	518038, 510232
20	509068	8	PLATE, cover (Used on 71337 thru 93798)	518038
			509118	8
21	505838	16	SCREW, plate, cover (Eff. on No. 71337 thru 93798)	
			509055	1
22	502431	1	1 922086 WASHER, plain	
			1 916966 LOCKWASHER	
			1 921370 CAPSCREW	
			CENTER ASSY., double yoke (Used on 23801 thru 71336)	
23	509061	1	CENTER ASSY., double yoke (Used on 71337 thru 93798)	
			500566	1
24	509076	1	YOKE, splined (Special, 1-1/8")(Used on 71337 thru 93798)	
			1 921924 BOLT, carriage	
25	500801	1	1 919310 LOCKWASHER	
			1 916622 NUT	
26	509062	1	YOKE, spline (1-3/8")(Used on 23801 thru 71336)	
			YOKE, splined (1-3/8")(Used on 71337 thru 93798)	
27	502534	1	1 921942 CAPSCREW	
			1 919311 LOCKWASHER	
28	509206	1	1 917372 NUT	
			YOKE, splined (Special, 1-3/4")(Used on 23801 thru 71336)	
29	501745	1	YOKE, splined, (Special, 1-3/4")(Used on 71337 thru 93798)	
			1 919987 CAPSCREW	
30	509070	1	1 917373 LOCKWASHER	
			1 915726 NUT	
31	501745	1	YOKE, joint, rear (Used on 23801 thru 71336)	
			509070	1
32	-----	1	1 921345 WASHER, plain	
			1 919437 NUT	
33	509056	1	1 918454 PIN, cotter	
			JOINT ASSY., rear (Incl. YOKE, JOINT & items 14 thru 17 & 23)(w/riveted bushing)(Used on 23801 thru 71336) (Order 509056)	
34	501379	1	JOINT ASSY., rear (Incl. YOKE, JOINT & items 14 thru 20 & 23)(w/snap ring bushing)(Used on 71337 & up)	
			1 921345 WASHER, plain	
35	509069	1	1 919437 NUT	
			1 918454 PIN, cotter	
36	501379	1	YOKE, joint, clutch (Used on 23801 thru 71336)	
			509069	1

Continued

POWER TAKE-OFF SHAFT & SLIP CLUTCH (Cont'd)
 Used on 23801 thru 93798

ITEM	PART NUMBER	QTY.	DESCRIPTION	ASSEMBLY OR PACKAGE NO.
25	501378	4	STUD, slip clutch (5/8" x 6-5/8")	
			1 903556 NUT	
			2 918935 NUT	
			1 918452 PIN, cotter	
26	501377	1	LINING, slip clutch	
	509053	1	CLUTCH ASSY., (Incl. SHAFT & ITEMS 14 thru 20, 23 thru 26 & 28 thru 30)	
27			1 921345 WASHER, plain	
			1 904323 NUT	
			1 918454 PIN, cotter	
	504249	1	SHAFT ASSY.	
			1 914465 FITTING, lubrication	
28	501375	2	RATCHET	
29	501376	1	RING, clamp	
30	500261	4	SPRING	



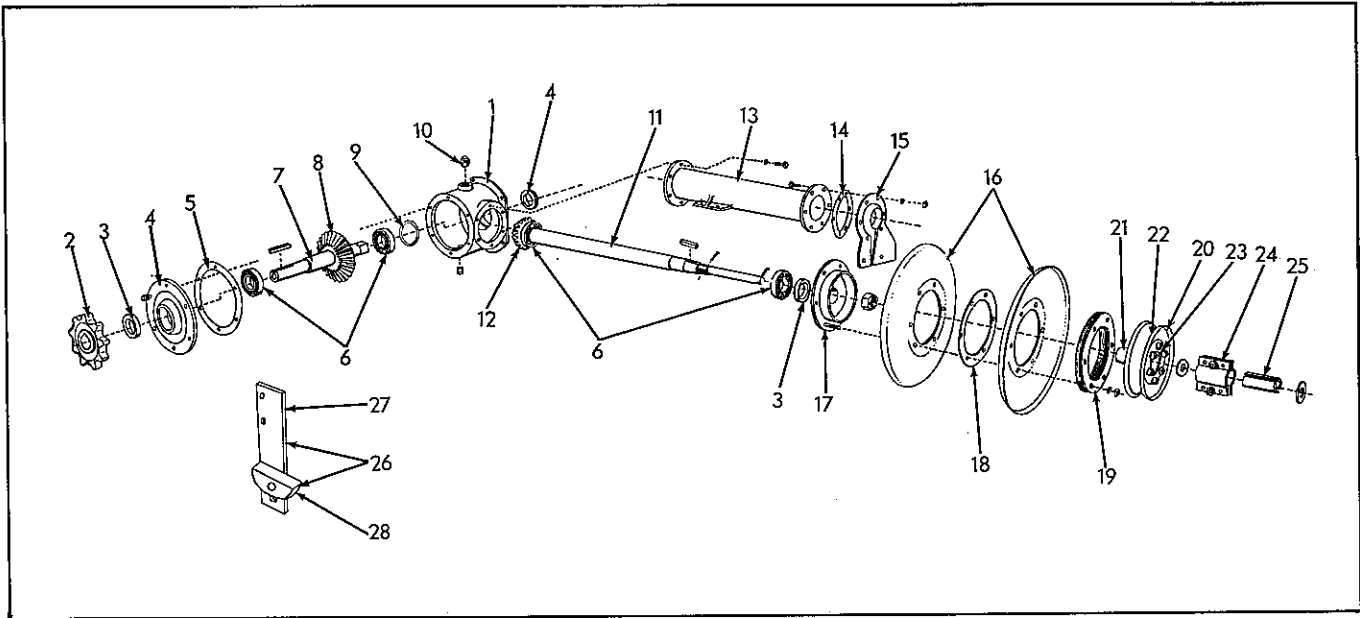
POWER TAKE-OFF SHAFT & SLIP CLUTCH
Used on 93799 & up

ITEM	PART NUMBER	QTY.	DESCRIPTION	ASSEMBLY OR PACKAGE NO.
1	-----	1	SHAFT ASSY. (Incl. items 2 thru 6 & item 10)(Order components)	
2	510411	1	SHAFT ASSY.	
			2 914465 FITTING, lubrication (f/SHAFT no recessed)	
			2 914687 FITTING, lubrication (f/recessed shaft)	
3	535516	2	KEY (3/8" x 5/16 x 1-1/2")	
4	535544	1	RING, snap	
5	507223	1	BEARING, ball	
6	508921	1	HOUSING, bearing	
			1 914465 FITTING, lubrication	
7	535491	3	PIN, arm	
			2 916951 NUT	
			2 916966 LOCKWASHER	
8	508920	1	TRUNNION, support	
			1 915275 FITTING, lubrication	
			4 917400 CAPSCREW	
			4 919312 LOCKWASHER	
			4 916950 NUT	

Continued
130

POWER TAKE-OFF SHAFT & SLIP CLUTCH
Used on 93799 & up

ITEM	PART NUMBER	QTY.	DESCRIPTION	ASSEMBLY OR PACKAGE NO.
9	509219	2	ARM, support bearing	
10	539105	1	JOINT ASSY., Hitch (Incl. items 11 thru 20)	
		1	921370 CAPSCREW	
		1	916966 LOCKWASHER	
		1	922086 WASHER, plain	
11	510745	1	CENTER ASSY., double yoke	
12	510743	1	YOKE, plain	
		1	921370 CAPSCREW	
		1	916966 LOCKWASHER	
		1	922086 WASHER, plain	
	510744	1	YOKE, splined (Std. 1-3/8")(Used on 93799 thru 116923)	
		1	921942 CAPSCREW	
		1	919311 LOCKWASHER	
		1	917372 NUT	
	512231	1	YOKE, splined (Std. 1-3/8")(Used on 116924 & up)	
	510960	1	YOKE, splined (Special 1-1/8")	
13		1	921924 BOLT, carriage	
		1	919310 LOCKWASHER	
		1	916622 NUT	
	-----	1	YOKE, splined (Special 1-3/4")(Used 212233, 519068, 519069, 900805)	
		1	919987 CAPSCREW	
		1	917373 LOCKWASHER	
		1	915726 NUT	
14	-----	1	PIN, yoke lock (Eff. on No. 116924 & up with 1-3/8" splined yoke only)(Use 525736, 525737)	
15	512233	1	SPRING, lock pin (Eff. on No. 116924 & up with 1-3/8" splined yoke only)	
16	510735	12	RETAINER	
17	510736	12	WASHER, cork	
18	510738	12	BUSHING	
19	510737	12	RING, snap	
20	510739	3	CROSS, center	
		1	915275 FITTING, lubrication	
21	510942	1	YOKE, plain	
		1	921345 WASHER, plain	
		1	919437 NUT	
		1	918454 PIN, cotter	
22	510740	1	YOKE, flanged jaw (Incl. item 23)	
23	511378	1	BUSHING, flanged jaw yoke	
24	509427	1	NUT, lock	
25	509426	1	NUT, clutch	
26	510741	1	JAW, sliding	
		1	914465 FITTING, lubrication	
27	510408	1	CLUTCH ASSY. (Incl. items 16 thru 26 & 28 thru 31)	
		1	921345 WASHER, plain	
		1	919437 NUT	
		1	918454 PIN, cotter	
28	510742	1	SHAFT ASSY., clutch	
29	533245	1	SPRING, clutch	
30	512030	1	LOCK ASSY.	
31	509432	1	NUT, spring adjusting	



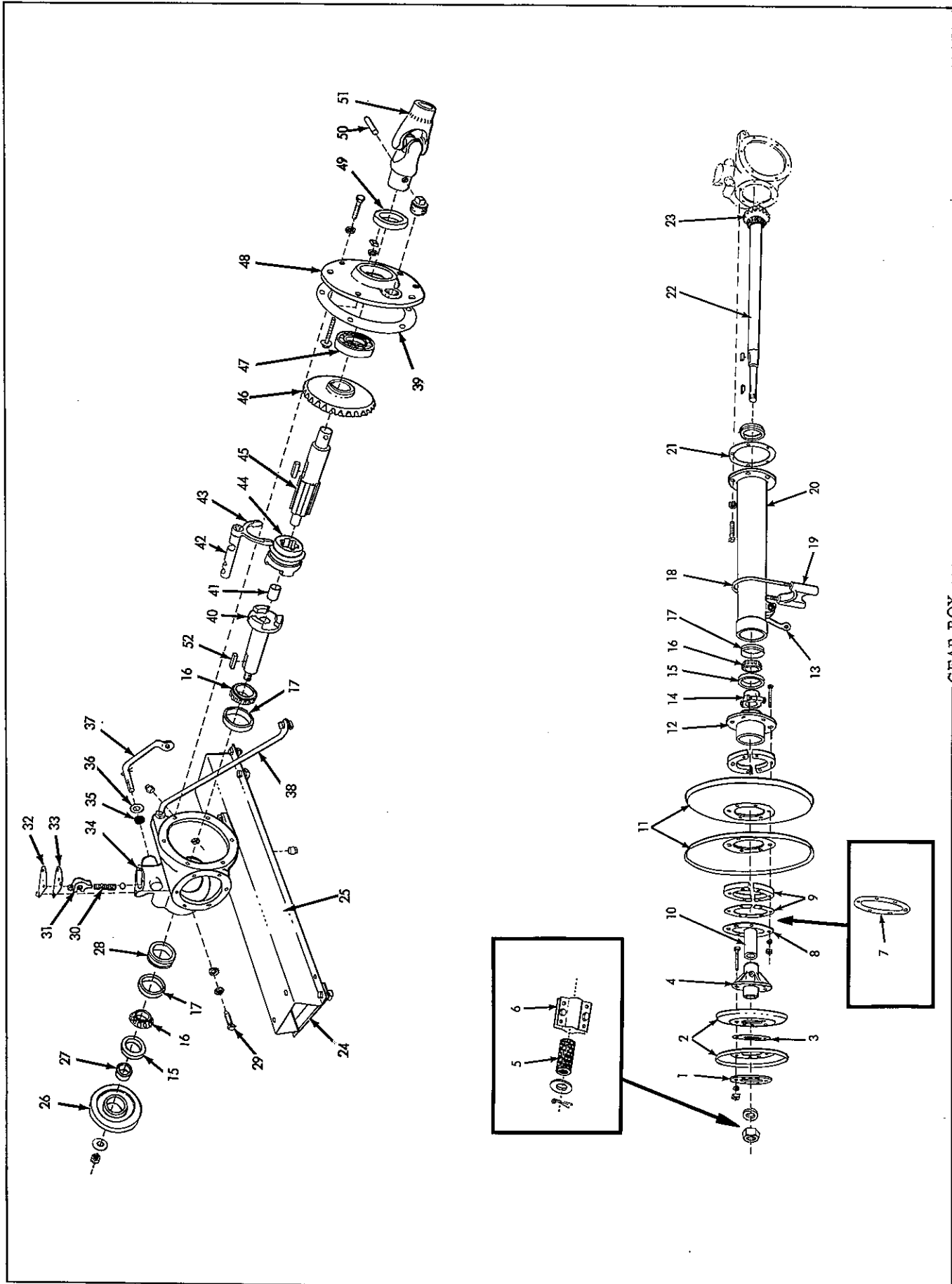
GEAR BOX
Used prior to 23801

ITEM	PART NUMBER	QTY.	DESCRIPTION	ASSEMBLY OR PACKAGE NO.
1	540375	1	GEAR BOX ASSY. (Incl. HOUSING & items 2 thru 28)(Used prior to 15551)	
	501295	1	GEAR BOX ASSY.(Incl. HOUSING & items 2 thru 28)(Used on 15551 thru 23800)	
	540423	1	HOUSING	
		1	901653 PLUG, pipe	
		2	907731 CAPSCREW	
		2	917400 CAPSCREW	
		1	921158 BOLT, carriage	
		4	919312 LOCKWASHER	
		1	919311 LOCKWASHER	
		4	916950 NUT	
		1	917372 NUT	
	2	540429	1	SPROCKET, elevator drive (9T.)
	1	910316 KEY		
3	501493	3	SEAL, oil	
4	540424	1	COVER	
	6	907731 CAPSCREW		
	6	919312 LOCKWASHER		
5	535546	12	SHIM, gear cover	
6	058974	4	BEARING, ball	
7	501296	1	SHAFT ASSY.(Incl. SHAFT & item 8)(Used on 15551 thru 23800)	
	540707	1	SHAFT (1-5/8" x 12-15/32")(Used prior to 15551)	
	501297	1	SHAFT (1-5/8" x 11-29/32")(Used on 15551 thru 23800)	
8	540575	1	GEAR, bevel (27T.)	
	1	910315 KEY		
9	540439	12	SHIM, bearing, gear shaft	
10	535560	1	PLUG, special (Dld.)	
11	540326	1	SHAFT ASSY.(Incl. SHAFT & items 6 & 12)	
	540586	1	SHAFT (1-1/2" x 32-3/8")	
12	540574	1	PINION (17T.)	
	1	910317 KEY		
13	540399	1	TUBE	
	8	907731 CAPSCREW		
	8	919312 LOCKWASHER		
	6	916950 NUT		
14	535547	24	SHIM, tube	
15	540432	1	COVER, gear tube	
	6	917400 CAPSCREW		
	6	919312 LOCKWASHER		
	6	916950 NUT		
16	500518	1	SHEAVE ASSY.(Incl. SHEAVE & items 17, 18 & 19)	
	1	910317 KEY		
	1	923077 NUT		
	1	912430 PIN, cotter		
	540554	2	SHEAVE (12-3/4" Diam.)	
	6	917402 CAPSCREW		
	6	919312 LOCKWASHER		
	6	916950 NUT		

Continued

GEAR BOX (Cont'd)
Used prior to 23801

ITEM	PART NUMBER	QTY.	DESCRIPTION	ASSEMBLY OR PACKAGE NO.
17	500514	1	HUB, sheave	
			1 910317 KEY	
			1 923077 NUT	
			1 912430 PIN, cotter	
18	540458	13	SPACER, sheave (5-5/8" Diam.)(Used prior to 7398)	
	500516	13	SPACER, sheave (7" Diam.)(Used on 7398 thru 23800)	
19	535525	1	PLATE, reinforcing	
	-----	1	SHEAVE ASSY., header drive (Incl. SHEAVE & items 21 thru 23) (Discontinued--use 535523, 507301, 914465; 2-535507; 6-914682; 910287; 11-502802)	
20	535507	2	SHEAVE (6-1/2" Diam.)	
			6 919361 CAPSCREW	
			6 919312 LOCKWASHER	
			6 916950 NUT	
21	540413	1	HUB, sheave	
			1 914465 FITTING, lubrication	
			16 919392 WASHER, plain	
22	502802	10	SPACER, sheave (2-9/16" Diam.)	
23	535523	1	PLATE, reinforcing	
24	540591	2	CLAMP, slip clutch	
			2 917400 CAPSCREW	
			2 919312 LOCKWASHER	
			1 922091 WASHER	
			1 918459 PIN, cotter	
			2 916950 NUT	
25	540445	2	LINING, slip clutch	
26	500513	1	TIGHTENER ASSY.(Incl. items 27 & 28)	
27	500512	1	SUPPORT, tightener	
			2 907731 CAPSCREW	
			2 919312 LOCKWASHER	
28	540311	1	SLIDE, tightener	
			3 917378 WASHER, plain	
			1 921937 BOLT	
			1 919312 LOCKWASHER	



GEAR BOX

GEAR BOX
Used on 23801 & up

ITEM	PART NUMBER	QTY.	DESCRIPTION	ASSEMBLY OR PACKAGE NO.
1	501876	1	BOX ASSY., gear (Incl. P.T.O. SLIP CLUTCH ASSY. & items 1 thru 6, 8, 9, 11, 14 thru 37, 39 thru 42, 45, 49 thru 51)(f/P.T.O. machines)(Used on 23801 thru 58836)	
	509050	1	BOX ASSY., gear (Incl. P.T.O. SLIP CLUTCH & items 1 thru 6, 8, 42, 44 thru 51)(f/P.T.O. Machines)(Used on 58837 thru 93798)	
	509051	1	BOX ASSY., gear (Incl. items 1 thru 6, 8 thru 25, 27 thru 37, 39 thru 41 & 43 thru 51)(f/Power Unit Machines)(Used on 58837 thru 175214)	
	510927	1	BOX ASSY., gear (Incl. P.T.O. SLIP CLUTCH & items 1 thru 6, 8 thru 42, 44 thru 51)(f/P.T.O. Machines)(Used on 93799 thru 175214)	
2	535523	1	PLATE, reinforcing	
3	535507	2	SHEAVE (6-1/2" Diam.) 6 919361 CAPSCREW 6 919312 LOCKWASHER 6 916950 NUT	
	502802	11	SPACER	
	540413	1	HUB, sheave (Used on 23801 thru 58836) 1 914465 FITTING, lubrication 16 919392 WASHER, plain	
4	507301	1	HUB, sheave (Used on 58837 thru 175214) 1 914465 FITTING, lubrication	
	513779	1	HUB, sheave (Used on 175215 & up) 1 905126 KEY, woodruff 1 920747 NUT 1 919426 LOCKWASHER 1 919391 WASHER, plain	
5	540445	2	LINING, slip clutch (Used prior to 175215)	
6	540591	2	CLAMP, slip clutch (Used prior to 175215) 1 917400 CAPSCREW 2 919312 LOCKWASHER 1 922091 WASHER 1 918459 PIN, cotter	
	535525	1	PLATE, reinforcing (Used prior to 58837)	
	513780	1	SPACER (Used on 175215 & up)	
	507267	1	PLATE, reinforcing (Used on 58837 & up)	
9	500516	16	SPACER, sheave (Used on 23801 thru 58836)	
	509002	2	SPACER (Thin)(Used on 58837 & up)	
10	506953	4	SPACER, sheave (Used on 58837 & up)	
	502594	1	SHEAVE ASSY. (Incl. SHEAVES & items 7, 8 & 12)(Used on 23801 thru 58836) 1 923077 NUT 1 912430 PIN, cotter 1 910317 KEY	
11	502591	2	SHEAVE (12-3/4" Dia.)(Used on 23826 thru 58836) 6 921972 CAPSCREW 6 919312 LOCKWASHER 6 916950 NUT	
	524139	2	SHEAVE (12-1/2" Dia.)(Used on 58837 & up) 6 921719 CAPSCREW 6 917372 NUT 6 919311 LOCKWASHER	
	502596	1	HUB, sheave (Used on 23801 thru 58836) 1 910317 KEY 1 923077 NUT	
	506954	1	HUB, sheave (Used on 58837 thru 71336) 1 910317 KEY 1 921696 NUT 1 922020 LOCKWASHER	
12	508995	1	HUB, sheave (Used on 71337 & up) 1 910317 KEY 1 921696 NUT (Used on 71337 thru 175214) 1 922020 LOCKWASHER (Used on 71337 thru 175214) 1 920747 NUT (Used on 175215 & up) 1 919426 LOCKWASHER (Used on 175215 & up) 1 919391 WASHER, plain (Used on 175215 & up)	
	501989	1	BRACE, tube 2 916951 NUT 2 916966 LOCKWASHER 1 907731 CAPSCREW 1 919312 LOCKWASHER 1 916950 NUT	
	500677	1	COLLAR, pinion shaft 2 919354 CAPSCREW 2 919311 LOCKWASHER 2 917372 NUT	
	503549	2	SEAL, oil	
	209889	4	CONE, bearing	
210551	4	CUP, bearing		

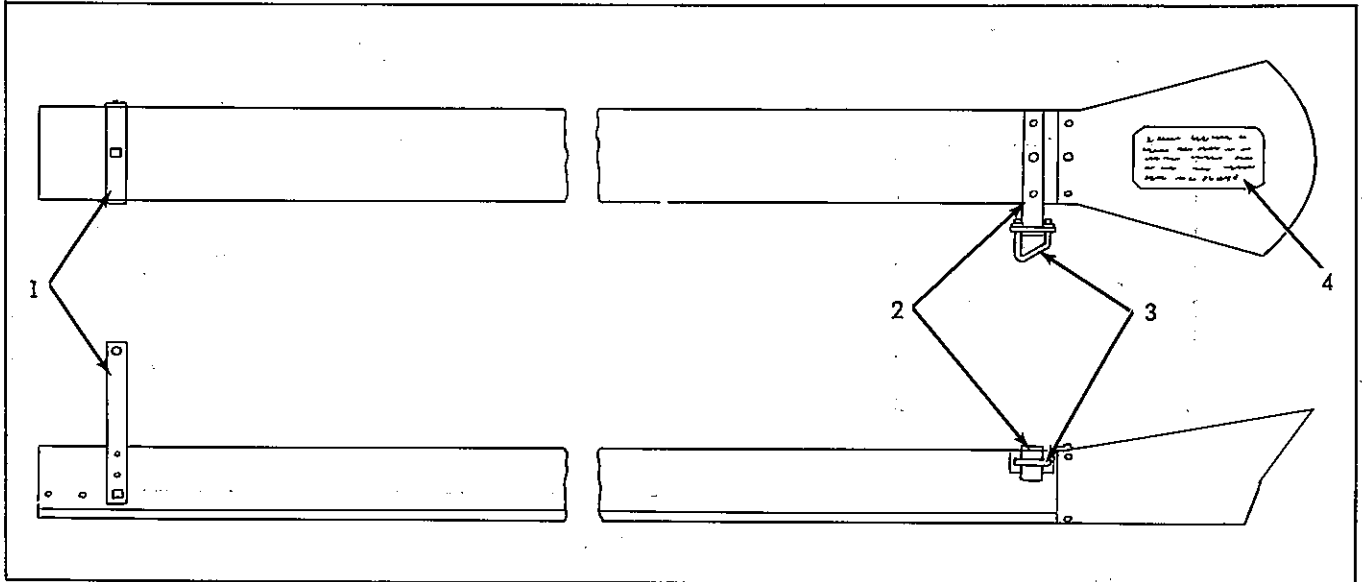
Continued

GEAR BOX (Cont'd)
Used on 23801 & up

ITEM	PART NUMBER	QTY.	DESCRIPTION	ASSEMBLY OR PACKAGE NO.
18	501890	1	U-BOLT	
			2 918213 NUT	
			2 918199 LOCKWASHER	
19	500678	1	BRACKET	
20	517232	1	TUBE	
			6 907731 CAPSCREW	
			6 919312 LOCKWASHER	
			6 916950 NUT	
21	535547	24	SHIM, tube	
	501983	1	SHAFT ASSY. (Incl. SHAFT & items 16 & 23)(Used on 23801 thru 58836)	
22	507202	1	SHAFT (1-7/16" x 32-7/32")(Used on 23801 thru 175214)(On 23801 thru 58836 also order 910174, 910916)	
	513773	1	SHAFT (1-7/16" x 30-7/32")(Used on 175215 & up)	
	540574	1	PINION (17 T.)(Used on 23801 thru 175214)	
			1 910346 KEY	
23	513730	1	PINION (17 T.)(Used on 175215 & up)	
			1 914598 KEY	
24	502546	1	SPACER, rest, L.H.	
25	533802	1	REST (supersedes 501716 & 517538)	
			6 907731 CAPSCREW	
			6 919312 LOCKWASHER	
			8 917378 WASHER	
26	501859	1	SHEAVE, drive, unloading conveyor	
			1 905123 KEY, woodruff	
27	501885	1	COLLAR	
28	501884	1	SPACER, bearing	
29	501886	1	SETSCREW, spacer	
			1 913744 NUT	
30	200189	1	SPRING, ball	
	200307	1	SHIFTER (Used on 23801 thru 152380)	
31	516602	1	SHIFTER (Used on 152381 & up)	
			1 917400 CAPSCREW	
			1 919312 LOCKWASHER	
32	501887	1	PLATE, cover	
			3 916081 SCREW, mach.	
			3 919310 LOCKWASHER	
			3 916622 NUT	
33	501888	1	GASKET, cover plate	
34	500661	1	BOX, gear	
			2 916432 CAPSCREW	
			2 918199 LOCKWASHER	
			2 901653 PLUG, pipe	
			1 910003 PLUG, expansion	
			2 918213 NUT	
35	200309	1	SEAL, lever	
36	200310	1	RETAINER, seal	
37	501889	1	LEVER, shifter	
			1 918454 PIN, cotter	
38	501891	1	BRACE, gear box	
			2 916951 NUT	
			2 916966 LOCKWASHER	
			1 907731 CAPSCREW	
			1 919312 LOCKWASHER	
			1 916950 NUT	
39	535546	20	SHIM, cover	
	532190	1	SHAFT (6 jaw)	
40	-----	1	SHAFT ASSY (3 jaw) (INCL. item 41)(Order 532190, 525851)	
41	501879	1	BUSHING	
42	542404	1	SHAFT ASSY., shifter (Incl. SHAFT and FORK)	
43	200304	1	FORK, shifter (Used on 23801 thru 15280)	
			1 910535 PIN	
			1 910181 BALL	
44	518563	1	COUPLING, sliding (3 jaw)	
	525851	1	COUPLING, sliding (6 jaw)	
45	501880	1	SHAFT, bevel gear (1-5/8" x 8-5/8")	
46	540575	1	GEAR, bevel (27T.)(Used on 23801 thru 175214)	
46	513731	1	GEAR, bevel (27T.)(Used on 175215 & up)	
47	507220	1	BEARING, ball	
			1 919316 CAPSCREW	
			1 917377 WASHER	
			1 919310 LOCKWASHER	
			1 916622 NUT	
48	500675	1	COVER	
			1 912726 PLUG, pipe	
			6 907731 CAPSCREW	
			6 919312 LOCKWASHER	
			6 916950 NUT	

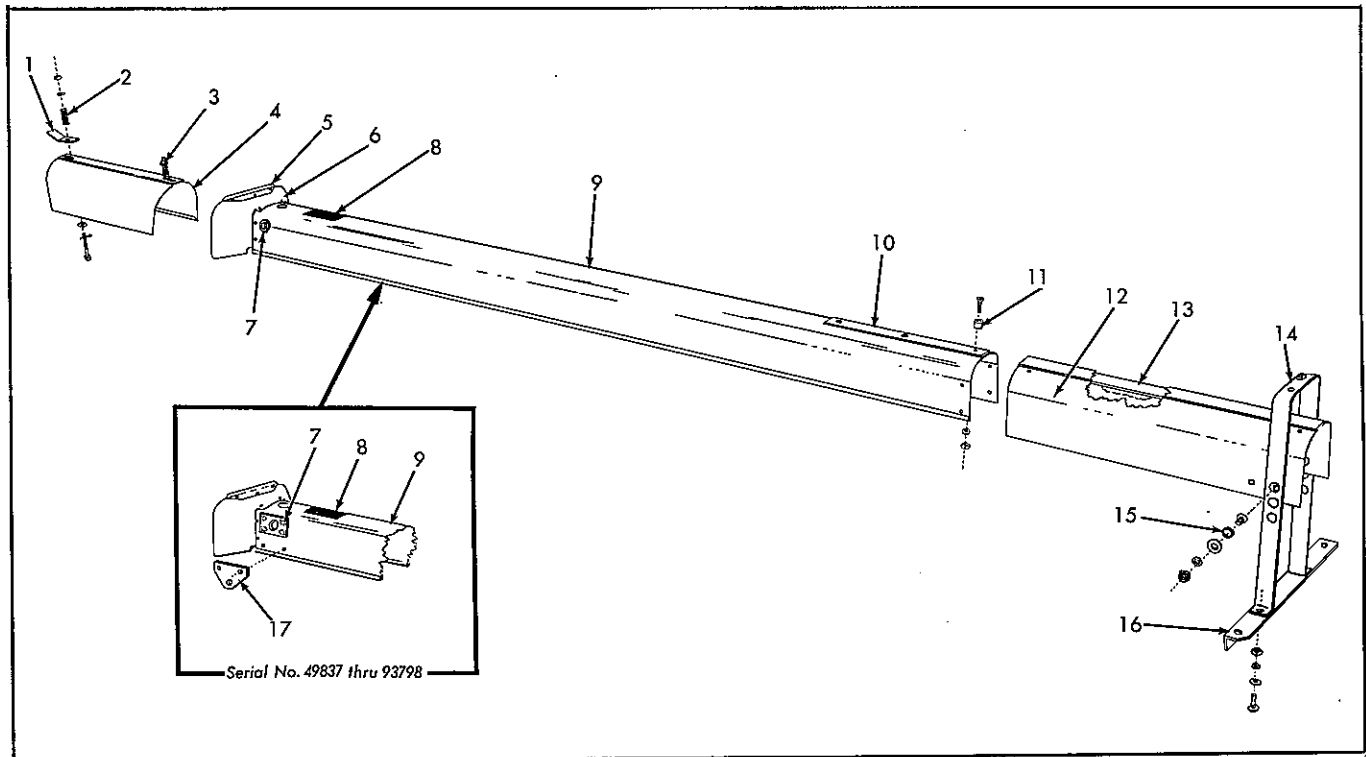
GEAR BOX (Cont'd)
Used on 23801 & up

ITEM	PART NUMBER	QTY.	DESCRIPTION	ASSEMBLY OR PACKAGE NO.
49	501493	1	SEAL, oil	
50	503746	1	PIN (3/8" x 1-7/8")	
51	503745	1	JOINT, universal, separator shaft	
		1	915275 FITTING, lubrication	
52	535516	1	KEY	



POWER TAKE-OFF SHAFT SHIELD
Used on 23801 thru 49836

ITEM	PART NUMBER	QTY.	DESCRIPTION	ASSEMBLY OR PACKAGE NO.
-	503977	1	GUARD ASSY. (Incl. items 1 thru 4)	
		2	907727 CAPSCREW	
		2	919310 LOCKWASHER	
		2	916622 NUT	
1	503983	1	HANGER, guard	
		1	907727 CAPSCREW	
		1	919310 LOCKWASHER	
		1	916622 NUT	
2	503980	1	SUPPORT ASSY.	
		3	910296 RIVET	
3	503984	1	BOLT, clamp	
		2	917372 NUT	
		2	919311 LOCKWASHER	
4	531145	1	TRANSFER	

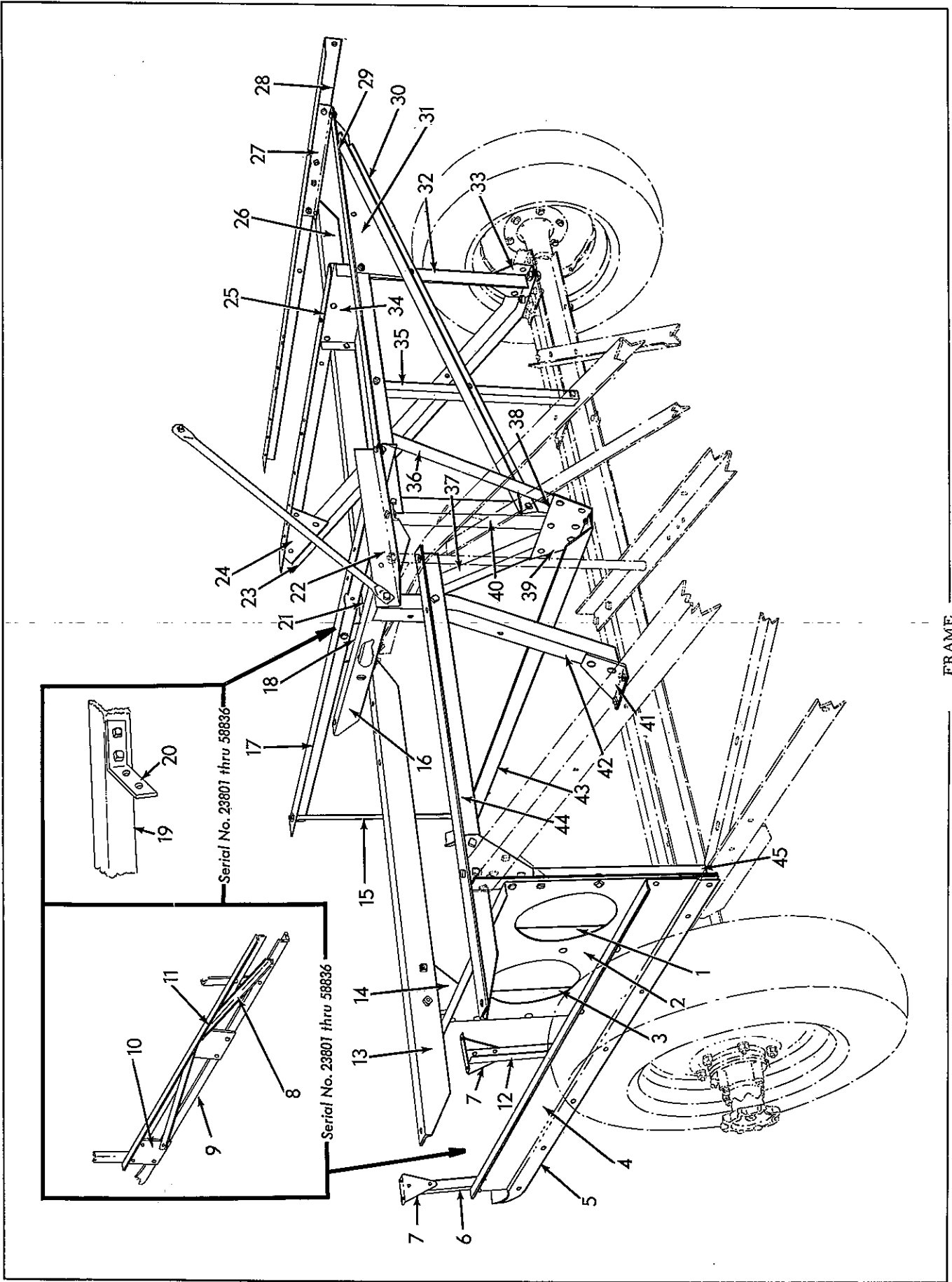


POWER TAKE-OFF SHAFT SHIELD
Used on 49837 & up

ITEM	PART NUMBER	QTY.	DESCRIPTION	ASSEMBLY OR PACKAGE NO.
-	505874	1	SHIELD ASSY.(Incl. items 1 thru 17)(Used on 49837 thru 93798)	
-	510928	1	SHIELD ASSY.(Incl. items 1 thru 16)(Used on 93799 & up)	
			3 917397 CAPSCREW	
			3 919311 LOCKWASHER	
			2 917642 LOCKWASHER	
1	505889	1	CLIP, connecting	
2	535598	2	SPRING	
3	505893	2	BOLT, special	
			2 917378 WASHER	
			1 918452 PIN, cotter	
4	505875	1	SHIELD ASSY., front (Used on 49837 thru 93798)	
	510731	1	SHIELD ASSY., front (Used on 93799 & up)	
5	505881	1	STIFFENER, center shield	
			2 910516 RIVET	
6	505880	1	END, center shield	
			6 910280 RIVET	
7	505882	2	REINFORCEMENT (Used on 49837 thru 93798)	
	507826	2	REINFORCEMENT (Used on 93799 & up)	
8	531145	1	TRANSFER	
	505878	1	SHIELD ASSY., center (Incl. items 5 thru 8, 10 & 11)(Used on 49837 thru 93798)	
9	510929	1	SHIELD ASSY., center (Incl. items 5 thru 8, 10 & 11)(Used on 93799 & up)	
10	505884	1	SLIDE	
			3 918214 SCREW, mach.	
			3 919310 LOCKWASHER	
			3 916622 NUT	
11	505883	3	SPACER, pipe (1/4" x 1/8")	
	505885	1	SHIELD ASSY., rear (Incl. SHIELD & SLIDE)(Used on 49837 thru 93798)	
	510930	1	SHIELD ASSY., rear (Incl. SHIELD & item 13)(Used on 93799 & up)	
			2 919414 BOLT, carriage	
12			2 919311 LOCKWASHER	
			2 917642 WASHER	
			2 917372 NUT	
13	510932	2	SLIDE, rear shield (Used on 93799 & up)	
			2 907168 RIVET	
14	505892	1	HANGER, rear shield	
			4 917397 CAPSCREW	
			4 919311 LOCKWASHER	
			4 917372 NUT	
			2 917642 WASHER	
15	505888	2	SPACER, pipe (3/8" x 1/4")	

POWER TAKE-OFF SHAFT SHIELD (Cont'd)
 Used on 49837 & up

ITEM	PART NUMBER	QTY.	DESCRIPTION	ASSEMBLY OR PACKAGE NO.
16	505891	1	SUPPORT, rear	
			2 917397 CAPSCREW	
			2 919311 LOCKWASHER	
			2 917642 WASHER	
			2 917372 NUT	
17	505890	2	SUPPORT (Used on 49837 thru 93798)	
			2 919318 CAPSCREW	
			2 919311 LOCKWASHER	
			2 917372 NUT	



FRAME

FRAME
Used on 23801 & up

ITEM	PART NUMBER	QTY.	DESCRIPTION	ASSEMBLY OR PACKAGE NO.
1	501549 507133	1	STRUT, sill (Used on 23801 thru 58836)	
		1	STRUT, sill (Used on 58837 & up)	
		2	910310 RIVET	
		1	910522 RIVET	
2	501546	1	GUSSET, sill	
		3	910310 RIVET	
			910522 RIVET	
3	501548	1	POST, bin frame, rear	
		3	910310 RIVET	
		1	910522 RIVET	
		1	910523 RIVET	
4	507131	1	BRACKET ASSY., R.H. (Incl. 507134 PLATE & items 1, 2, 3, 5, 6 & 45) (Used on 58837 & up)	
		2	917279 CAPSCREW	
		2	916966 LOCKWASHER	
		2	916951 NUT	
5	507134	1	PLATE, sill reinforcing (Used on 58837 & up)	
		4	910523 RIVET	
		2	910522 RIVET	
6	507132	1	SILL, main (Used on 58837 & up)	
		2	917279 CAPSCREW	
		2	916966 LOCKWASHER	
		2	916951 NUT	
7	501578 501551	1	STRUT ASSY., rear (Incl. 501551 STRUT & item 7)	
		1	STRUT, rear	
		1	910522 RIVET	
8	501552	2	GUSSET	
		2	910528 RIVET	
9	501544	2	BRACE, diagonal, main sill (Used on 23801 thru 58836)	
		2	910522 RIVET	
		1	BRACKET ASSY., R.H. (Incl. SILL 501554 & items 1, 2, 3, 5, 6, 8, 10 & 45)(Used on 23801 thru 58836)	
10	501543	1	SILL, main (Used on 23801 thru 58836)	
		2	917279 CAPSCREW	
		2	916966 LOCKWASHER	
11	501553	2	PLATE, reinforcing, main sill (Used on 23801 thru 58836)	
		2	910522 RIVET	
		2	916951 NUT	
12	501545	1	BRACE, main sill (Used on 23801 thru 58836)	
		5	910522 RIVET	
		1	910523 RIVET	
13	501577 501550	1	STRUT ASSY., front (Incl. 501550 STRUT & item 7)	
		1	STRUT, front	
		1	908127 CAPSCREW	
		1	907731 CAPSCREW	
14	510266	2	RAIL, main transverse, R.H. (Used on 86337 & up)	
		6	908127 CAPSCREW	
		6	919312 LOCKWASHER	
		6	916950 NUT	
15	535545	2	GUSSET, support angle, R.H. rear	
		1	SPACER, skid angle (Used on 105899 & up)	
		1	ANGLE ASSY., tie (Incl. ANGLE & CLIP)(Used on 86337 & up)	
16	510286	1	RAIL, cylinder & separator, Inner R.H.	
		4	908127 CAPSCREW	
		1	907731 CAPSCREW	
		5	919312 LOCKWASHER	
17	501774	1	GUSSET, brace	
		1	908127 CAPSCREW	
		1	919312 LOCKWASHER	
		1	916950 NUT	
18	501773	1	RAIL, main transverse (Used on 23801 thru 58836)	
		4	908127 CAPSCREW	
		1	907731 CAPSCREW	
		5	919312 LOCKWASHER	
19	501571	1	PLATE, connection, L.H. tongue (Used on 23801 thru 58836)	
		2	907731 CAPSCREW	
		2	919312 LOCKWASHER	
		2	916950 NUT	
20	501927	1	GUSSET, tongue, inside top (Used on 58837 thru 86336)	
		4	908127 CAPSCREW	
		4	919312 LOCKWASHER	
		4	916950 NUT	
21	507150	1	GUSSET, tongue, inside top (Used on 58837 thru 86336)	
		4	908127 CAPSCREW	
		4	919312 LOCKWASHER	
		4	916950 NUT	

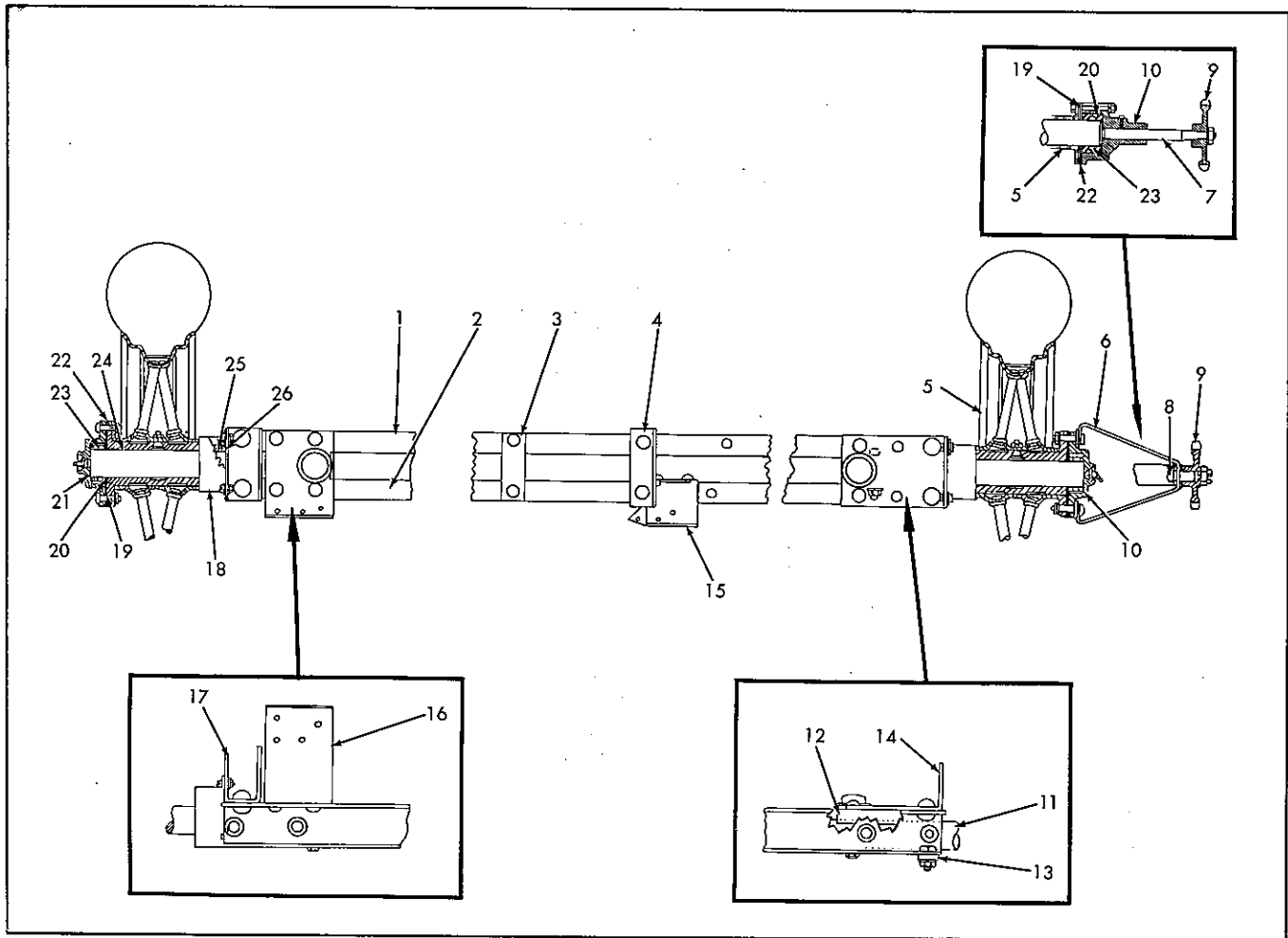
FRAME (Cont'd)
Used on 23801 & up

ITEM	PART NUMBER	QTY.	DESCRIPTION	ASSEMBLY OR PACKAGE NO.
21	510326	1	GUSSET, bracket, cylinder idler (Used on 86337 & up)	
			3 908127 CAPSCREW	
			3 919312 LOCKWASHER	
22	501919 511410	1	ANGLE, tie (Used on 23801 thru 86336)	
			2 907731 CAPSCREW	
			2 919312 LOCKWASHER	
23	501562	1	BRACE, separator frame, outer	
			1 910310 RIVET	
			4 910422 RIVET	
24	501565 501560	1	GUSSET	
			BRACKET ASSY., L.H. (Incl. 501561 RAIL & items 23, 24, 32, 33 & 34)	
			501561 1 RAIL, cylinder & separator, center	
25	501561	1	3 910310 RIVET	
			2 910522 RIVET	
			510267 1 RAIL, main transverse, L.H. (Used on 86337 & up)	
26	510267	1	5 908127 CAPSCREW	
			5 919312 LOCKWASHER	
			5 916950 NUT	
27	501576	1	ANGLE, tie, outer	
			2 908127 CAPSCREW	
			2 919312 LOCKWASHER	
28	517597	1	RAIL, cylinder & separator, outer R.H.	
			4 908127 CAPSCREW	
			4 919312 LOCKWASHER	
29	507138 510268	1	BRACE ASSY., rail & diagonal (Incl. 501573 rail & items 30 & 31) (Used on 23801 thru 86336)	
			BRACE ASSY., rail & diagonal (Incl. 510269 rail & items 30 & 31) (Used on 86337 & up)	
			3 907731 CAPSCREW	
30	501573 510269	1	RAIL, cylinder transverse (Used on 23801 thru 86336)	
			RAIL, cylinder transverse (Used on 86337 & up)	
			1 910310 RIVET	
31	501574	1	BRACE, diagonal (Used on 23801 thru 58836)	
			4 907731 CAPSCREW	
			1 908127 CAPSCREW	
32	507139	1	BRACE, diagonal (Used on 58837 thru 86336)	
			1 910310 RIVET	
			2 910522 RIVET	
33	510270	1	BRACE, diagonal (Used on 86337 & up)	
			1 910310 RIVET	
			1 910522 RIVET	
34	502371 507140	1	GUSSET, diagonal brace (Used on 23801 thru 58836)	
			GUSSET, diagonal brace (Used on 58837 thru 86336)	
			510271 1 GUSSET, diagonal brace (Used on 86337 & up)	
35	501563 507136 510265	1	POST, outer (Used on 23801 thru 58836)	
			POST, outer (Used on 58837 thru 86336)	
			POST, main frame, outer (Used on 86337 & up)	
36	510265	1	2 910310 RIVET	
			2 910522 RIVET	
			501566 1 GUSSET, axle, L.H.	
37	501564	1	GUSSET	
			510272 1 STRUT, diagonal brace (Used on 86337 & up)	
			3 908127 CAPSCREW	
38	510272	1	3 910287 LOCKWASHER	
			3 916950 NUT	

Continued

FRAME (Cont'd)
Used on 23801 & up

ITEM	PART NUMBER	QTY.	DESCRIPTION	ASSEMBLY OR PACKAGE NO.
36	501556	1	BRACE, frame	
		2	910522 RIVET	
37	501558	1	BRACE, center, rear	
		2	910522 RIVET	
		1	908127 CAPSCREW	
		1	907731 CAPSCREW	
		2	919312 LOCKWASHER	
		2	916950 NUT	
38	510273	1	GUSSET, brace & center post (Used on 86337 & up)	
		2	908127 CAPSCREW	
		1	907731 CAPSCREW	
		3	919312 LOCKWASHER	
		3	916950 NUT	
39	501559	1	GUSSET, center	
	501555	1	BRACKET ASSY., center (Incl. POST & items 36, 37 & 39)	
		3	907731 CAPSCREW	
		5	908127 CAPSCREW	
40		8	919312 LOCKWASHER	
		8	916950 NUT	
	501557	1	POST, center (Used on 23801 thru 58836)	
	507135	1	POST, center (Used on 58837 thru 86336)	
41	501569	1	GUSSET, post, bin frame	
	501567	1	POST ASSY., bin frame, inside (Incl. 501568 POST & item 41)	
	501568	1	POST, bin frame	
		2	910522 RIVET	
42		2	908127 CAPSCREW	
		2	919312 LOCKWASHER	
		2	916950 NUT	
43	512153	1	ANGLE, skid (Used on 105899 & up)	
		2	917400 CAPSCREW	
		2	919312 LOCKWASHER	
		2	916950 NUT	
	507137	1	RAIL, main transverse (Used on 58837 thru 86336)	
		4	908127 CAPSCREW	
		1	907731 CAPSCREW	
		5	919312 LOCKWASHER	
44		5	916950 NUT	
	501572	1	RAIL, bin transverse, outer	
		5	908127 CAPSCREW	
		5	919312 LOCKWASHER	
		5	916950 NUT	
45	501547	1	POST, bin frame, front	
		1	910522 RIVET	
		1	910523 RIVET	

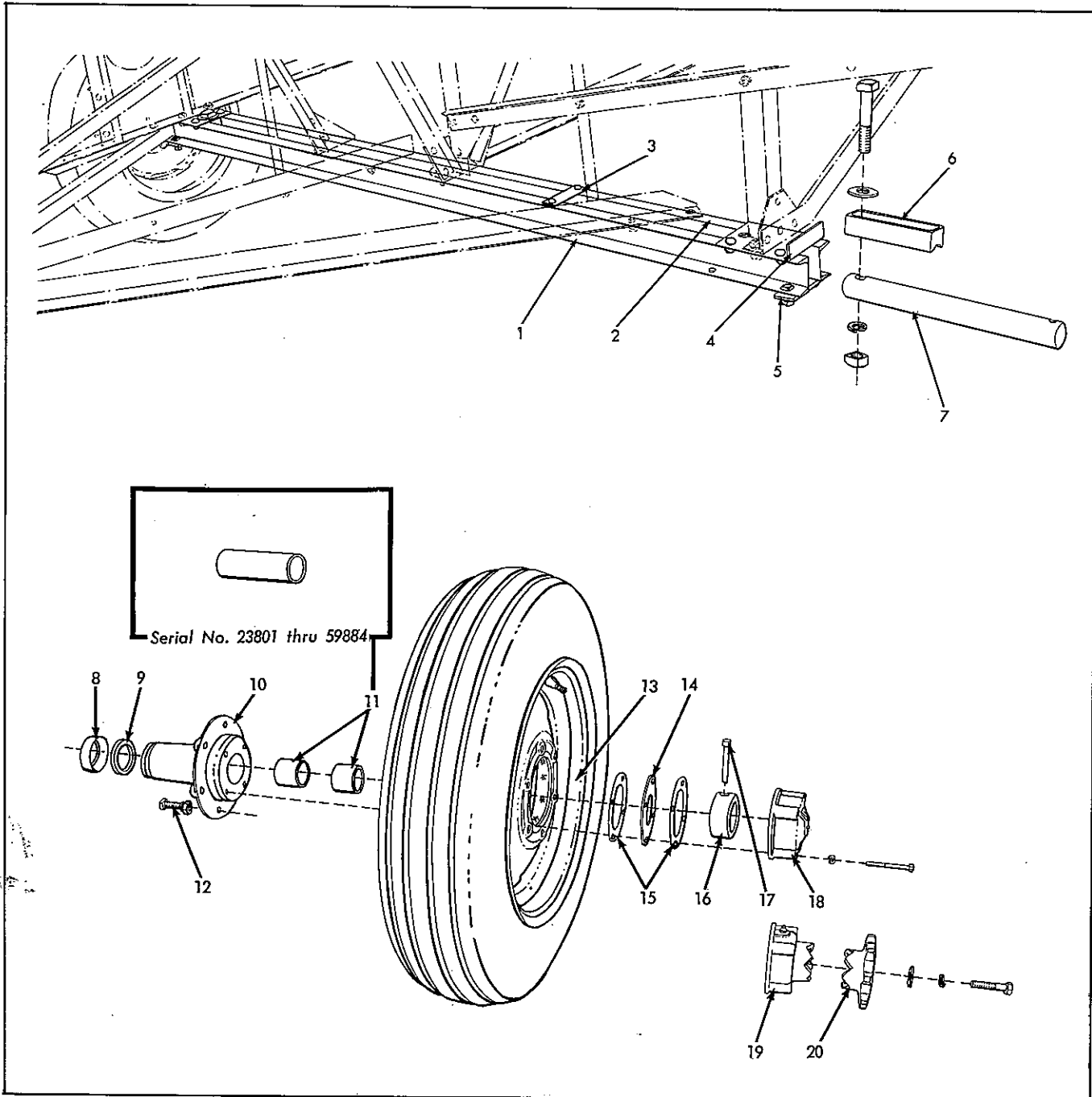


AXLE & WHEEL
Used prior to 23801

ITEM	PART NUMBER	QTY.	DESCRIPTION	ASSEMBLY OR PACKAGE NO.
1	S5D-16034	1	CHANNEL, front (Used prior to 7398)(NOT STOCKED)	
	500504	1	CHANNEL, front (Used on 7398 thru 23800)	
2	S5D-16035	1	CHANNEL, rear (Used prior to 7398)(NOT STOCKED)	
	500505	1	CHANNEL, rear (Used on 7398 thru 23800)	
3	535517	4	PLATE, spacer, axle	
		2	910523 RIVET	
4	S5D-16039	1	CLIP, center frame, L.H. (NOT STOCKED)	
		2	910523 RIVET	
5	540470	2	WHEEL (Used prior to 7398)	
	-----	2	WHEEL (Used on 7398 thru 23800)(Use 507345, 507346; 6-511950 919423, 916966)	
6	540389	1	BRACKET ASSY.(Incl. items 7, 8 & 9)(Used prior to 7398)	
		4	916609 CAPSCREW	
		4	918199 LOCKWASHER	
		4	918213 NUT	
6	540716	2	BRACKET, drive sprocket (Used prior to 7398)	
		2	916609 CAPSCREW	
		2	918199 LOCKWASHER	
		2	918213 NUT	
7	500500	1	SHAFT, reel drive (7/8" x 7-7/8")(Used on 7398 thru 23800)	
8	S5D-16130	1	CAPSCREW, special (DId.)(Not stocked)	
		1	910543 LOCKWASHER	
		1	917373 LOCKWASHER	
		1	919437 NUT	
		1	920117 PIN, cotter	
9	535488	1	SPROCKET, reel drive (8T.)	
		1	919423 NUT	
		1	916966 LOCKWASHER	
		1	540430 CAP, hub, L.H. (Used prior to 7398)	
10	540430	4	916609 CAPSCREW	
		4	918199 LOCKWASHER	
		1	914465 FITTING, lubrication	

AXLE & WHEEL (Cont'd)
Used prior to 23801

ITEM	PART NUMBER	QTY.	DESCRIPTION	ASSEMBLY OR PACKAGE NO.		
10	500494	1	CAP, hub, L.H. (Used on 7398 thru 23800)			
			4 919363 CAPSCREW			
			4 919312 LOCKWASHER			
			1 914465 FITTING, lubrication			
			4 916950 NUT			
11	535512	2	SHAFT, stub (1-15/16" x 16-1/4")			
	540719	2	SHAFT, stub (1-15/16" x 22-1/4")(f/Long Axle Extension)			
12	500317	2	1 913617 BOLT (Used prior to 7398)			
			1 910725 BOLT (Used on 7398 thru 23800)			
			1 919426 LOCKWASHER			
			1 900821 WASHER, plain			
13	500506	2	BLOCK, filler (Used on 7398 thru 23800)			
			2 917404 CAPSCREW			
			2 916966 LOCKWASHER			
14	S5D-16036	1	2 916951 NUT			
			CLIP, R.H. (NOT STOCKED)			
			2 904100 RIVET			
15	S5D-16040	1	2 904107 RIVET			
			CLIP, center frame, R.H. (NOT STOCKED)			
16	S5D-16041	1	2 910523 RIVET			
			CLIP, frame, L.H. (NOT STOCKED)			
17	S5D-16037	1	4 904100 RIVET			
			CLIP, L.H. (NOT STOCKED)	2 904107 RIVET		
18	540561	2	SHIELD, dust (Used prior to 7398)			
			2 916081 SCREW, mach.			
			2 919310 LOCKWASHER			
			2 916622 NUT			
19	500068	2	GASKET, hub cap (Used prior to 7398)			
			500498	4	GASKET, hub cap (Used on 7398 thru 23800)	
			540596	2	COLLAR, axle (Used prior to 7398)	
			500495	2	COLLAR, axle (Used on 7398 thru 23800)	
			540430	1	CAP, hub, R.H. (Used prior to 7398)	
20	500493	1	1 901284 SETSCREW			
			4 916609 CAPSCREW			
			4 918199 LOCKWASHER			
			1 915273 FITTING, lubrication			
			4 919363 CAPSCREW			
21	500493	1	4 919312 LOCKWASHER			
			4 916957 NUT			
			1 915273 FITTING, lubrication			
			CAP, hub, R.H. (Used on 7398 thru 23800)			
22	500496	2	WASHER, thrust (5" Diam.)(Used on 7398 thru 23800)			
			2 915273 FITTING, lubrication			
23	540597	2	PIN, axle collar (Used prior to 7398)			
			2 915273 FITTING, lubrication			
24	500497	2	PIN, axle collar (Used on 7398 thru 23800)			
			2 915273 FITTING, lubrication			
25	540760	2	BUSHING, wheel (Used prior to 7398)			
			2 915273 FITTING, lubrication			
26	502484	2	BUSHING, wheel (Brass)(Used on 7398 thru 23800)			
			2 915273 FITTING, lubrication			
26	500502	2	SEAL (felt)			
			2 915273 FITTING, lubrication			
26	500501	2	CAP, inner (Used on 7398 thru 23800)			
			2 915273 FITTING, lubrication			



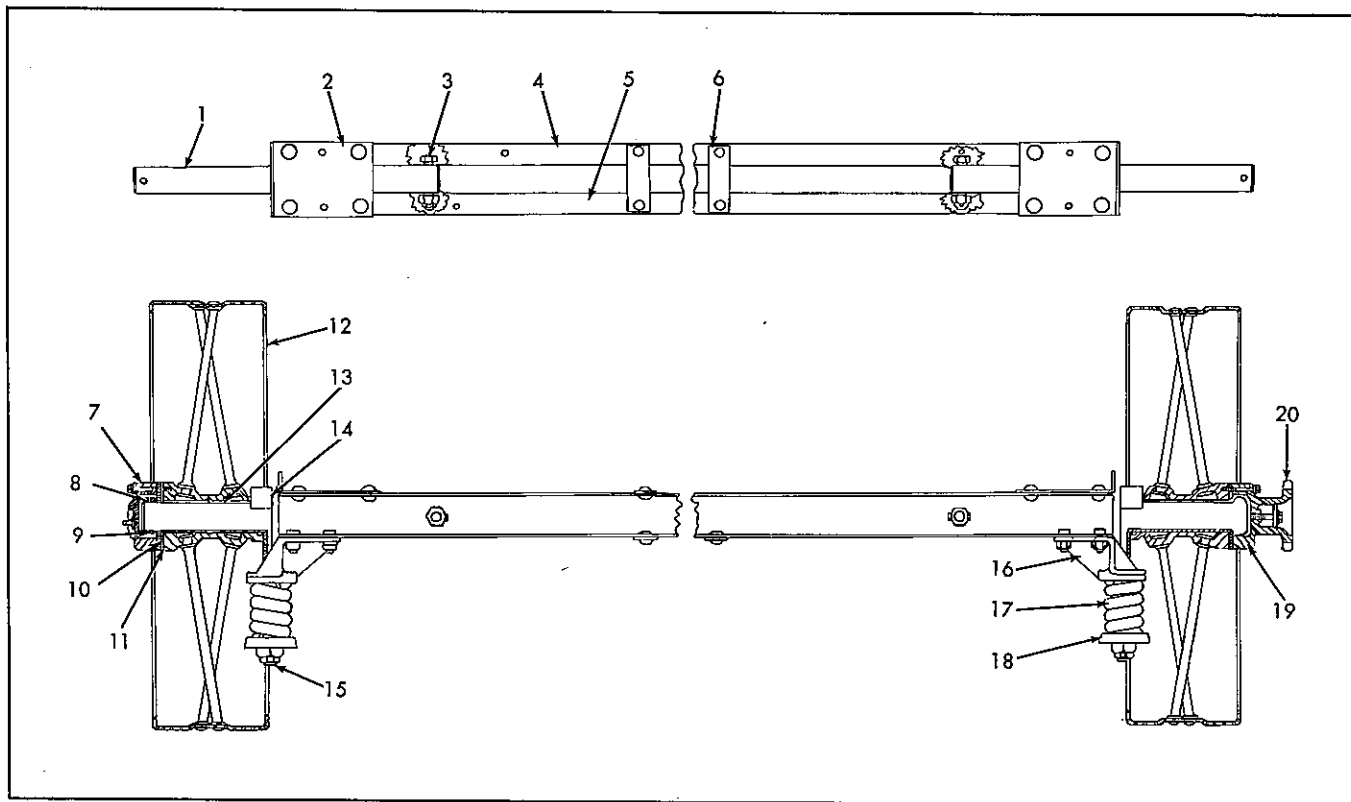
AXLE & WHEEL
Used on 23801 & up

ITEM	PART NUMBER	QTY.	DESCRIPTION	ASSEMBLY OR PACKAGE NO.
-	501539	1	AXLE ASSY.(Incl. CHANNEL & items 1 thru 7)	
1	501540	1	CHANNEL, front	
2	533791	1	CHANNEL, rear	
3	535517	3	PLATE, spacer	
		2	910523 RIVET	
4	501542	2	PLATE, end	
		4	904100 RIVET	
5	500506	2	PLATE, end spacer	
		2	917404 CAPSCREW	
		2	916966 LOCKWASHER	
		2	916951 NUT	
6	500317	2	BLOCK, filler	
7	535512	2	SHAFT, stub (1-15/16" x 16-1/4")	
		1	910725 BOLT	
		1	919426 LOCKWASHER	
		1	900821 WASHER, plain	

Continued
146

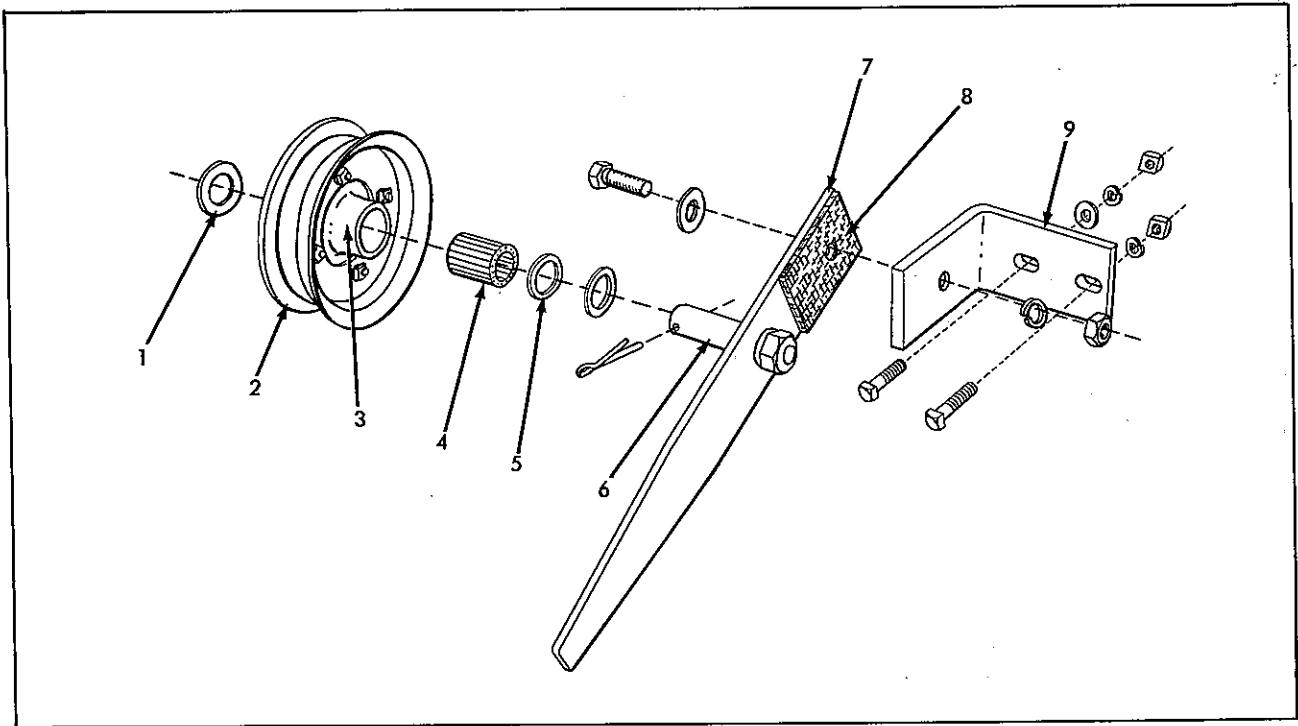
AXLE & WHEEL (Cont'd)
Used on 23801 & up

ITEM	PART NUMBER	QTY.	DESCRIPTION	ASSEMBLY OR PACKAGE NO.			
8	500501	2	CAP, seal				
9	500502	2	SEAL, grease				
10	507345	2	HUB ASSY. (MW)(Incl. item 11)				
	507653	2	HUB ASSY. (FH)(Incl. item 11)				
11	502484	2	BUSHING (Used on 23801 thru 59884)				
	507344	4	BUSHING (Used on 59885 & up)				
12	511950	12	BOLT (1/2" x 1-3/4")(f/FH Wheel)				
			1 919423 NUT				
			1 916966 LOCKWASHER				
13	507346	2	RIM ASSY. (MW)				
	-----	2	RIM ASSY. (FH)(Use 507345, 507346)				
14	500496	2	WASHER, thrust				
15	500498	4	GASKET, hub				
16	500495	2	COLLAR				
17	500497	2	PIN				
18	500494	1	CAP, hub, L.H.				
			4 919363 CAPSCREW				
			4 919312 LOCKWASHER				
			1 914465 FITTING, lubrication				
			19	500710	1	CAP, hub, R.H. (Used on 23801 thru 86336)	
						4 919363 CAPSCREW	
			19	510229	1	4 919312 LOCKWASHER	
						1 914465 FITTING, lubrication	
			19	500711	1	CAP, hub, R.H. (Used on 86337 & up)	
						4 919363 CAPSCREW	
20	510229	1	4 919312 LOCKWASHER				
			1 914465 FITTING, lubrication				
20	510230	1	SPROCKET, drive, reel (Used on 23801 thru 86336)				
			1 908304 CAPSCREW				
			1 916966 LOCKWASHER				
			1 918431 WASHER, plain				
			1 918431 WASHER, plain				



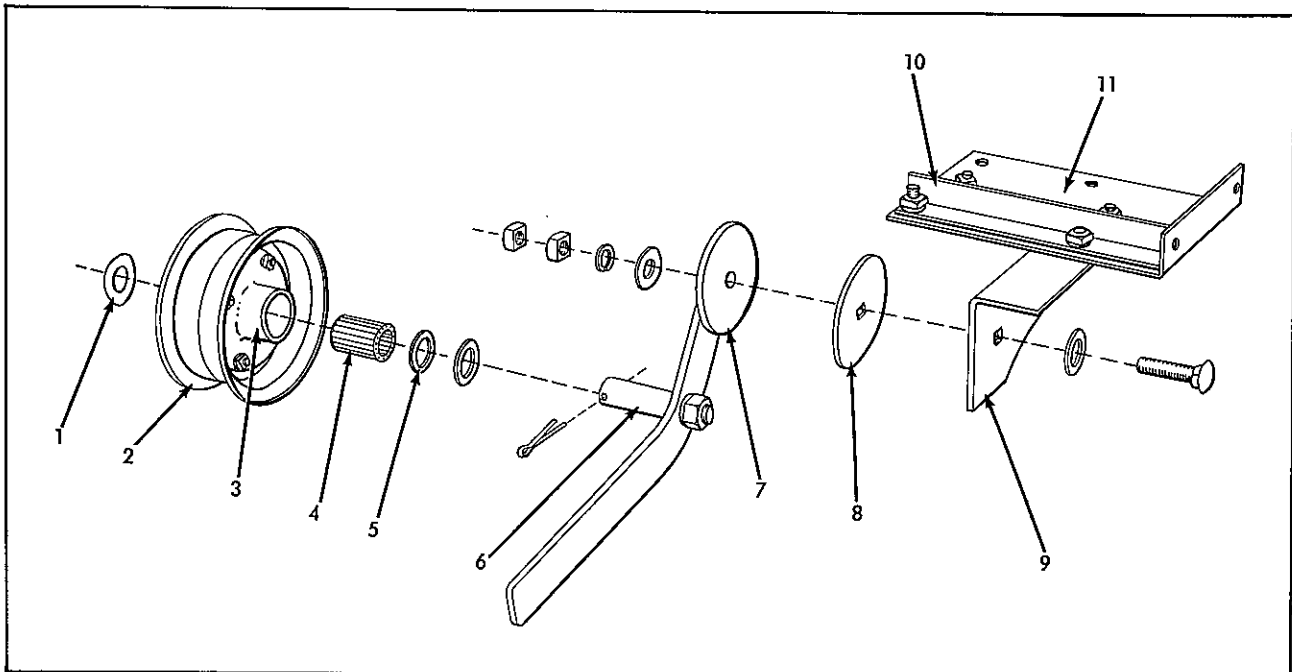
AXLE & STEEL WHEELS
Used on 86337 thru 91169

ITEM	PART NUMBER	QTY.	DESCRIPTION	ASSEMBLY OR PACKAGE NO.
-	510253	1	AXLE ASSY. (Incl. items 1 thru 6)	
1	510256	2	SHAFT, stub (1'-15/16" x 21-1/8")	
2	501542	2	PLATE, end	
		4	904100 RIVET	
3	510257	2	BOLT, pivot	
		1	919437 NUT	
		1	920117 PIN, cotter	
4	510254	1	CHANNEL, front	
5	510255	1	CHANNEL, rear	
6	535517	3	PLATE, spacer	
		2	910523 RIVET	
7	500494	1	CAP, hub, L.H.	
		1	914465 FITTING, lubrication	
		4	919363 CAPSCREW	
		4	919312 LOCKWASHER	
8	500495	2	COLLAR, axle	
9	500497	2	PIN, collar, axle	
10	500496	2	WASHER, thrust	
11	500498	4	GASKET, hub cap	
12	510274	2	WHEEL (Steel)(29" x 8")	
13	510275	2	BUSHING	
14	500502	2	SEAL, wheel	
15	510258	2	BOLT ASSY., axle spring	
		1	917424 NUT	
		1	922002 PIN, cotter	
16	510187	2	BRACKET, axle spring	
		4	917404 BOLT	
		4	916966 LOCKWASHER	
		4	916951 NUT	
17	510262	2	SPRING, axle	
18	510263	2	RETAINER, spring	
19	510229	1	CAP, hub, R.H.	
		1	914465 FITTING, lubrication	
		4	919363 CAPSCREW	
		4	919312 LOCKWASHER	
20	510230	1	SPROCKET, reel drive (8T.)	
		1	903640 CAPSCREW	
		1	904208 LOCKWASHER	
		1	900818 WASHER, plain	



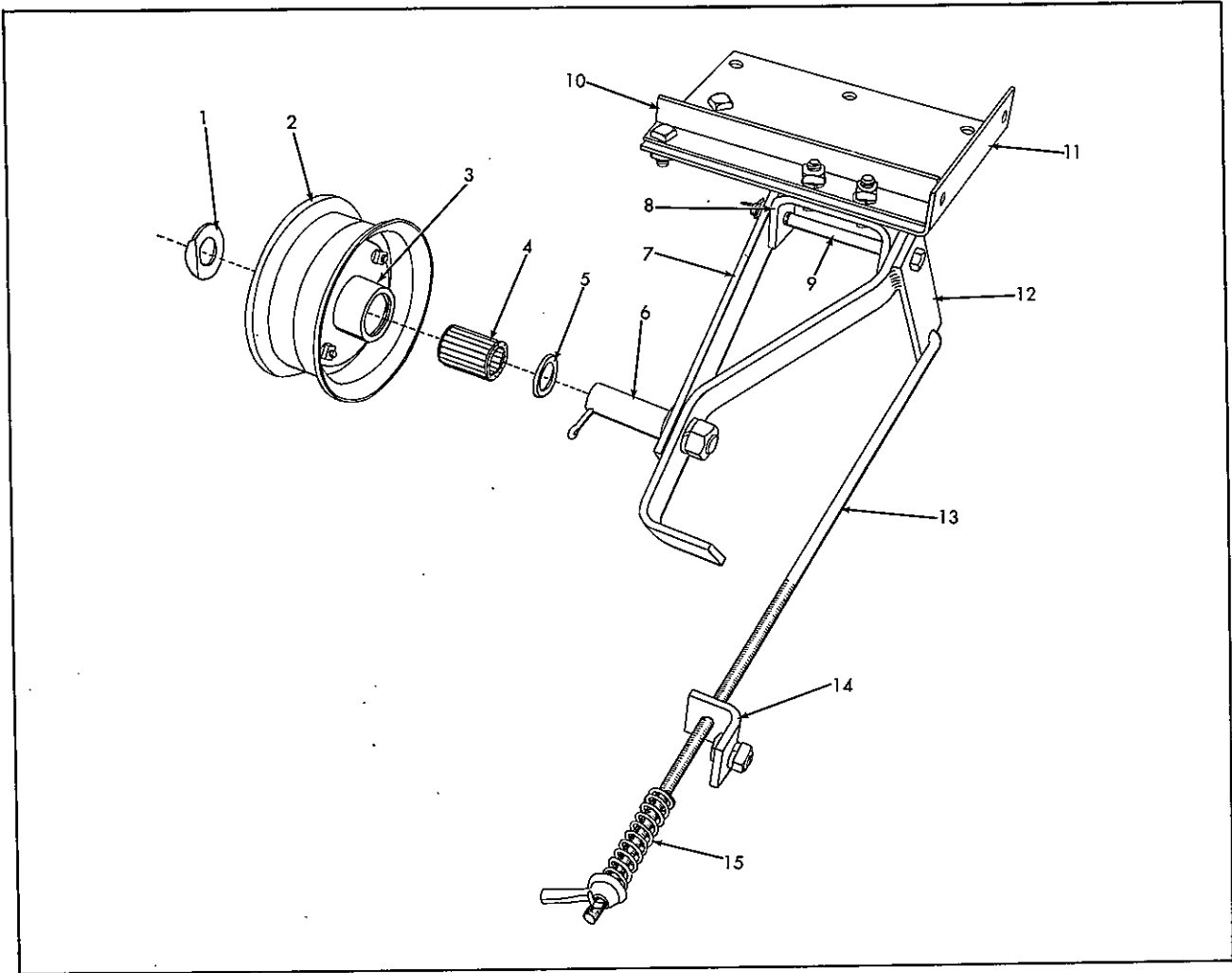
CYLINDER IDLER
Used prior to 23801

ITEM	PART NUMBER	QTY.	DESCRIPTION	ASSEMBLY OR PACKAGE NO.
-	540343	1	IDLER ASSY.(Incl. items 1 thru 9)	
			2 917400 CAPSCREW	
			2 919312 LOCKWASHER	
			1 910825 WASHER, plain	
1	501202	1	WASHER, special	
2	503924	1	SHEAVE	
			4 916532 SCREW, machine	
			4 919310 LOCKWASHER	
			4 916622 NUT	
3	515767	1	HUB (Supersedes 503802)	
			1 914465 FITTING, lubrication	
			1 919391 WASHER	
			1 918459 PIN, cotter	
4	507227	1	BEARING, roller	
5	535475	1	CAP, bearing	
6	540692	1	PIN (7/8" x 3-3/4")	
			1 915726 NUT	
			1 917373 LOCKWASHER	
	540342	1	ARM ASSY.(Incl. ARM & items 8 & 9)	
	540603	1	ARM	
			1 919368 CAPSCREW	
			1 916966 LOCKWASHER	
			1 916951 NUT	
			1 918431 WASHER	
8	540449	1	LINING	
			4 912557 RIVET	
9	501313	1	BRACKET	
			2 917400 CAPSCREW	
			2 919312 LOCKWASHER	
			2 916950 NUT	
			1 910825 WASHER, plain	



CYLINDER IDLER
Used on 23801 thru 41831

ITEM	PART NUMBER	QTY.	DESCRIPTION	ASSEMBLY OR PACKAGE NO.
-	503975	1	IDLER ASSY. (Incl. items 1 thru 7)	
			1 920413 BOLT, carriage	
			1 918432 WASHER	
			1 916951 NUT	
-	501909	1	IDLER ASSY. (Incl. items 1 thru 11)	
			2 907731 CAPSCREW	
			1 908127 CAPSCREW	
			3 919312 LOCKWASHER	
			2 917378 WASHER	
			3 916950 NUT	
1	501202	1	WASHER, special	
2	503823	1	SHEAVE	
			4 916532 SCREW, mach.	
			4 919310 LOCKWASHER	
			4 916622 NUT	
3	515767	1	HUB ASSY. (Incl. BEARING)	
			1 919391 WASHER	
			1 918459 PIN, cotter	
			1 915273 FITTING, lubrication	
4	507227	1	BEARING, roller	
5	535475	1	CAP, bearing	
6	540692	1	PIN (7/8" x 3-3/4")	
			1 915726 NUT	
			1 917373 LOCKWASHER	
7	501912	1	ARM ASSY.	
			1 920413 BOLT, carriage	
			1 918432 WASHER	
			1 916951 NUT	
8	540308	1	DISC	
9	501910	1	BRACKET	
			1 907731 CAPSCREW	
			1 908127 CAPSCREW	
			2 919312 LOCKWASHER	
			2 917378 WASHER	
			2 916950 NUT	
10	501914	1	ANGLE, bracket	
			1 907731 CAPSCREW	
			1 919312 LOCKWASHER	
			1 916950 NUT	
11	501915	1	GUSSET	
			2 908127 CAPSCREW	
			2 919312 LOCKWASHER	
			2 916950 NUT	



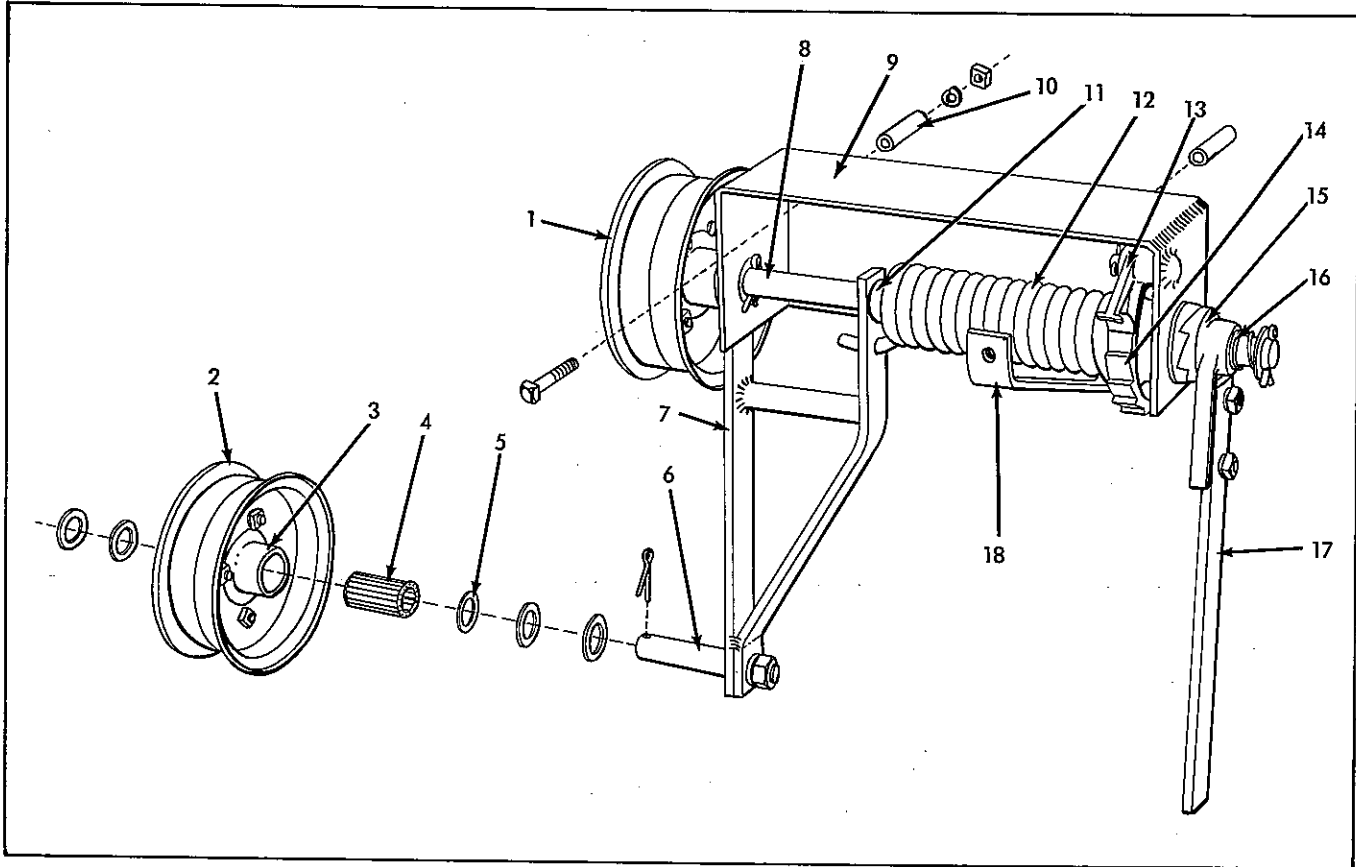
CYLINDER IDLER
Used on 41832 thru 58836

ITEM	PART NUMBER	QTY.	DESCRIPTION	ASSEMBLY OR PACKAGE NO.
-	503818	1	IDLER ASSY. (Incl. items 1 thru 15)	
			4 908127 CAPSCREW	
			4 919312 LOCKWASHER	
			4 916950 NUT	
1	501202	1	WASHER, special	
2	503823	1	SHEAVE, idler	
			4 916532 SCREW, mach.	
			4 919310 LOCKWASHER	
			4 916950 NUT	
3	515767	1	HUB, ASSY., (Incl. item 4)	
			1 919391 WASHER	
			1 918459 PIN, cotter	
			1 915273 FITTING, lubrication	
4	507227	1	BEARING, roller	
5	535475	1	CAP, bearing	
6	503824	1	PIN, idler	
			1 917373 LOCKWASHER	
			1 915726 NUT	
7	503825	1	ARM, idler	
8	503826	1	BRACKET	
			2 917400 CAPSCREW	
			2 917378 WASHER	
			2 919312 LOCKWASHER	
			2 916950 NUT	
9	503827	1	BOLT, hinge	
			1 918448 PIN, cotter	
10	503829	1	ANGLE, idler	
			1 907731 CAPSCREW	
			1 919312 LOCKWASHER	
			1 916950 NUT	

Continued
151

CYLINDER IDLER (Cont'd)
Used on 41832 thru 58836

ITEM	PART NUMBER	QTY.	DESCRIPTION	ASSEMBLY OR PACKAGE NO.
11	503828	1	GUSSET	
			4 908127 CAPSCREW	
			4 919312 LOCKWASHER	
			4 916950 NUT	
12	503819	1	LEVER ASSY.	
13	503830	1	ROD	
			1 917378 WASHER	
			2 918452 PIN, cotter	
14	503831	1	CLIP, rod	
			1 907731 CAPSCREW	
			1 919312 LOCKWASHER	
			1 916950 NUT	
15	501211	1	SPRING	



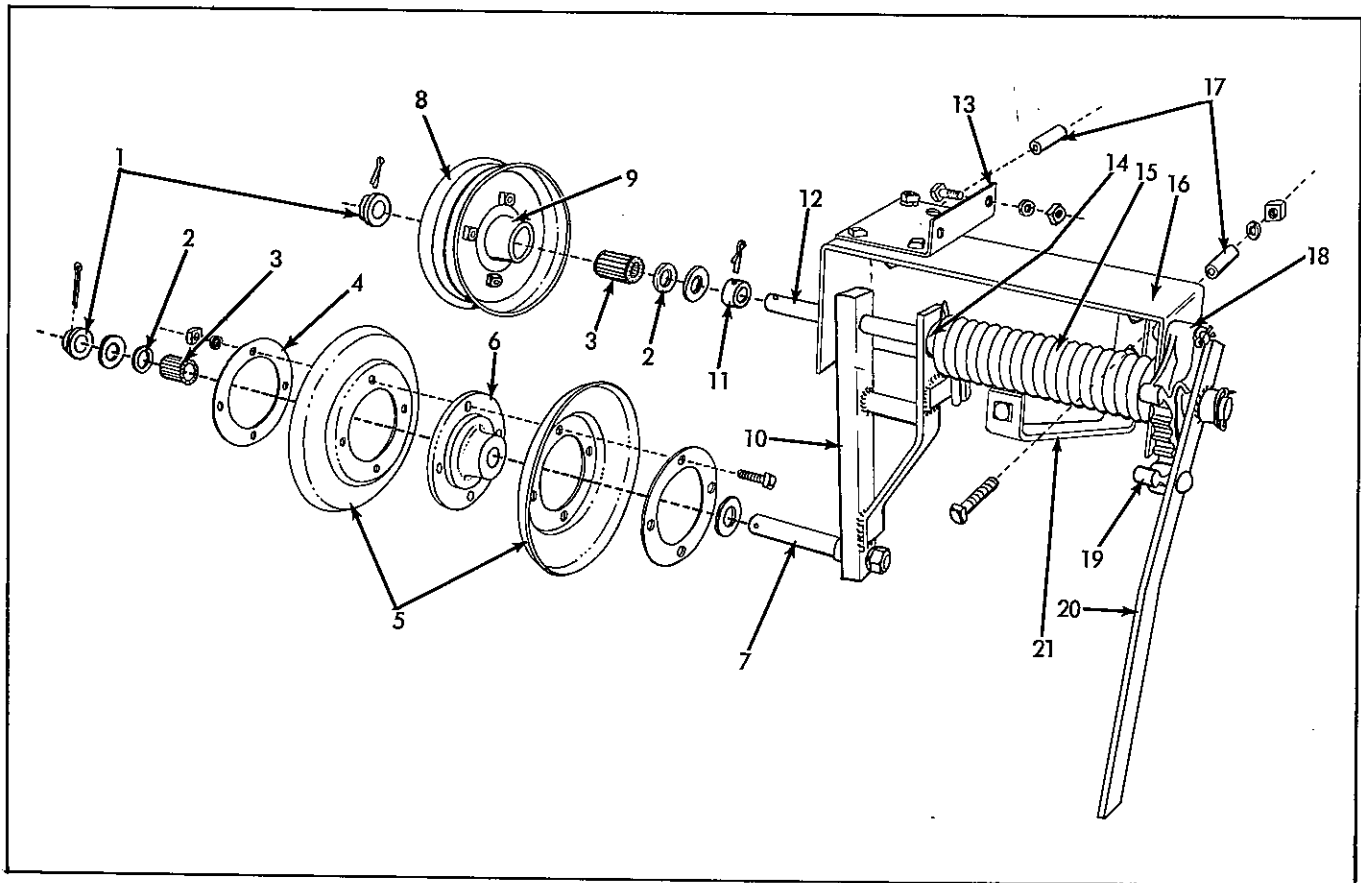
CYLINDER IDLER
Used on 58837 thru 71336

ITEM	PART NUMBER	QTY.	DESCRIPTION	ASSEMBLY OR PACKAGE NO.
-	509016	1	IDLER ASSY. (Incl. items 1 thru 18)	
			2 907731 CAPSCREW	
			2 919312 LOCKWASHER	
			1 919369 CAPSCREW	
			1 919984 CAPSCREW	
			2 916966 LOCKWASHER	
			2 916950 NUT	
			2 916951 NUT	
1	507159	2	SHEAVE ASSY. (Incl. items 2 thru 5)	
			4 919391 WASHER	
			1 918459 PIN, cotter	
			1 914465 FITTING, lubrication	
2	507160	2	SHEAVE	
			4 916620 SCREW, mach.	
			4 919311 LOCKWASHER	
			4 917372 NUT	

Continued
152

CYLINDER IDLER (Cont'd)
Used on 58837 thru 71336

ITEM	PART NUMBER	QTY.	DESCRIPTION	ASSEMBLY OR PACKAGE NO.
3	506961	2	HUB	
			4 919391 WASHER	
			1 918459 PIN, cotter	
			1 914465 FITTING, lubrication	
4	507452	2	BEARING, roller	
5	535475	2	CAP, bearing	
6	507162	1	PIN, idler (7/8" x 4-15/16")	
			1 917373 LOCKWASHER	
			1 915726 NUT	
7	507156	1	ARM ASSY.	
			2 918459 PIN, cotter	
8	507155	1	SHAFT, pivot (7/8" x 20-9/16")	
9	507152	1	BRACKET ASSY.	
			2 907731 CAPSCREW	
			2 919312 LOCKWASHER	
			1 919369 CAPSCREW	
			1 919984 CAPSCREW	
			2 916966 LOCKWASHER	
			2 916950 NUT	
			2 916951 NUT	
10	507166	2	SPACER, bracket (1/2" x 1-1/2")	
11	507163	1	BUSHING	
12	506967	1	SPRING	
13	506970	1	PAWL	
			1 918452 PIN, cotter	
14	506865	1	RATCHET, adjusting	
15	506864	1	HUB, adjusting handle	
16	203091	1	SPRING	
			1 919391 WASHER	
			1 918459 PIN, cotter	
17	507164	1	HANDLE, adjusting	
			2 907731 CAPSCREW	
			2 919312 LOCKWASHER	
			2 916950 NUT	
18	507165	1	BRACE	
			2 907731 CAPSCREW	
			2 919312 LOCKWASHER	
			2 916950 NUT	



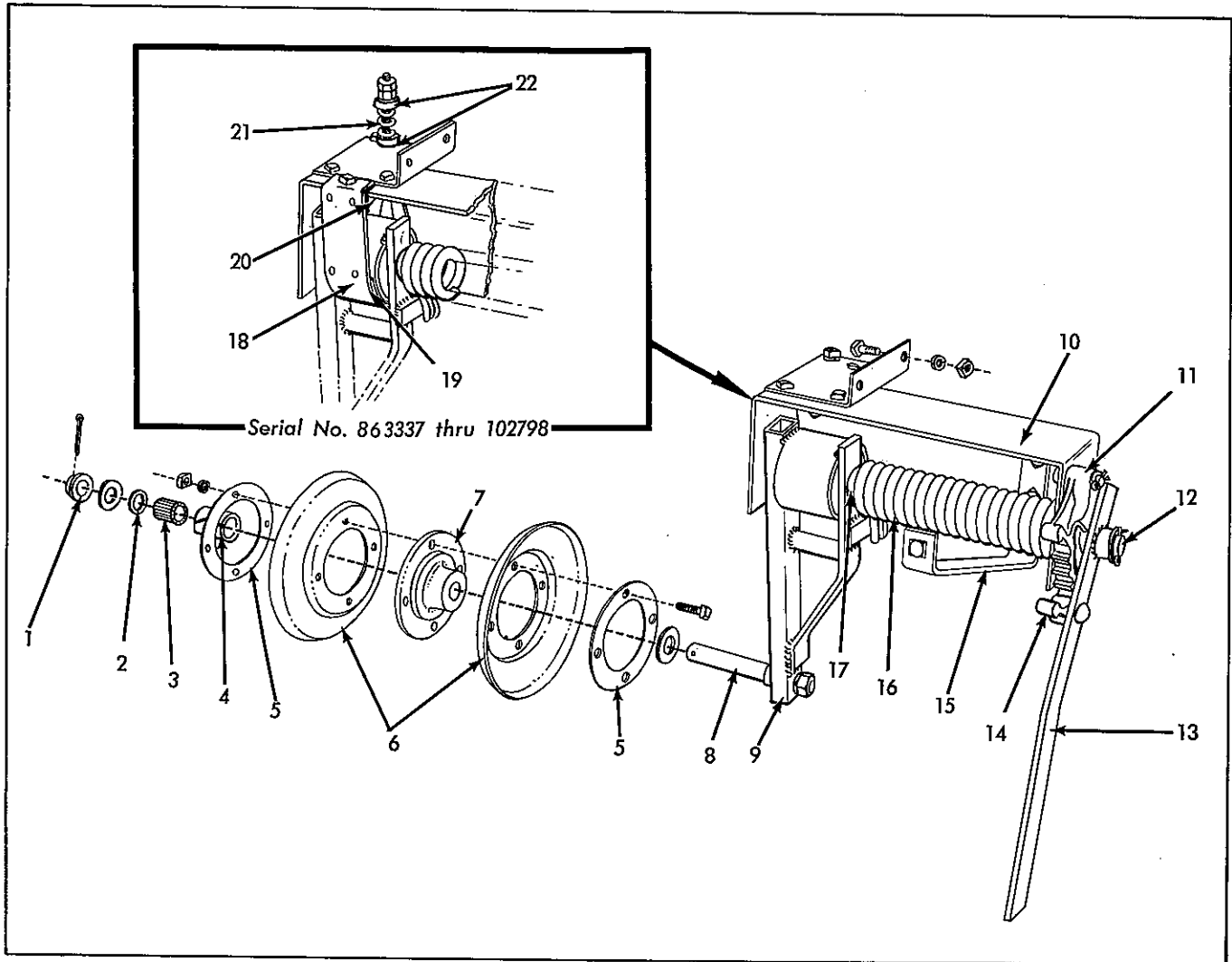
CYLINDER IDLER
Used on 71337 thru 86336

ITEM	PART NUMBER	QTY.	DESCRIPTION	ASSEMBLY OR PACKAGE NO.
-	509016	1	IDLER ASSY. (Incl. items 1 thru 12 & 14 thru 21)	
-	511372	1	DRIVE ASSY., changeover, double idler to single idler (Similar to idler used S/N 86337 & up)	
1	509033	2	COLLAR	
2	535475	2	CAP, bearing	
3	507452	2	BEARING, roller	
4	535522	2	PLATE, reinforcement	
	509034	1	SHEAVE ASSY. (Incl. SHEAVE & items 2, 3, 4 & 6)	
		2	919391 WASHER, plain	
		1	914465 FITTING, lubrication	
5	509117	2	SHEAVE	
		3	917402 CAPSCREW	
		3	919312 LOCKWASHER	
		3	916950 NUT	
	509039	1	HUB ASSY. (Incl. HUB & items 2 & 3)	
6	508970	1	HUB	
		2	919391 WASHER	
		1	914465 FITTING, lubrication	
7	509035	1	PIN, idler (7/8" x 6-1/2")	
		1	917373 LOCKWASHER	
		1	915726 NUT	
	507159	1	SHEAVE ASSY. (Incl. SHEAVE & items 2, 3 & 9)	
		2	919391 WASHER	
		1	914465 FITTING, lubrication	
8	507160	1	SHEAVE	
		4	916620 SCREW, mach.	
		4	919311 LOCKWASHER	
		4	917372 NUT	
	508230	1	HUB ASSY. (Incl. HUB & items 2 & 3)	
9	506961	1	HUB	
		2	919391 WASHER	
		1	914465 FITTING, lubrication	
10	509020	1	ARM ASSY.	
11	509027	1	COLLAR	
		1	922002 PIN, cotter	

Continued

CYLINDER IDLER (Cont'd)
Used on 71337 thru 86336

ITEM	PART NUMBER	QTY.	DESCRIPTION	ASSEMBLY OR PACKAGE NO.
12	509019	1	SHAFT, pivot (7/8" x 20-3/16")	
13	510326	1	GUSSET, bracket	
			4 908127 CAPSCREW	
			4 919312 LOCKWASHER	
			4 916950 NUT	
14	508945	1	SPACER	
15	509040	1	SPRING ASSY.	
16	509017	1	BRACKET	
			1 919369 CAPSCREW	
			1 916966 LOCKWASHER	
			1 916951 NUT	
			2 907731 CAPSCREW	
			2 919312 LOCKWASHER	
			2 916950 NUT	
17	507166	2	SPACER	
18	508973	1	PAWL, ratchet	
			1 919327 WASHER	
			1 918452 PIN, cotter	
19	508974	1	PAWL, lever	
			1 919327 WASHER	
			1 918452 PIN, cotter	
20	509029	1	HANDLE ASSY.	
			1 919391 WASHER	
			1 918459 PIN, cotter	
21	507165	1	BRACE	
			2 907731 CAPSCREW	
			1 919984 CAPSCREW	
			1 916966 LOCKWASHER	
			2 919312 LOCKWASHER	
			1 916951 NUT	
			2 916950 NUT	



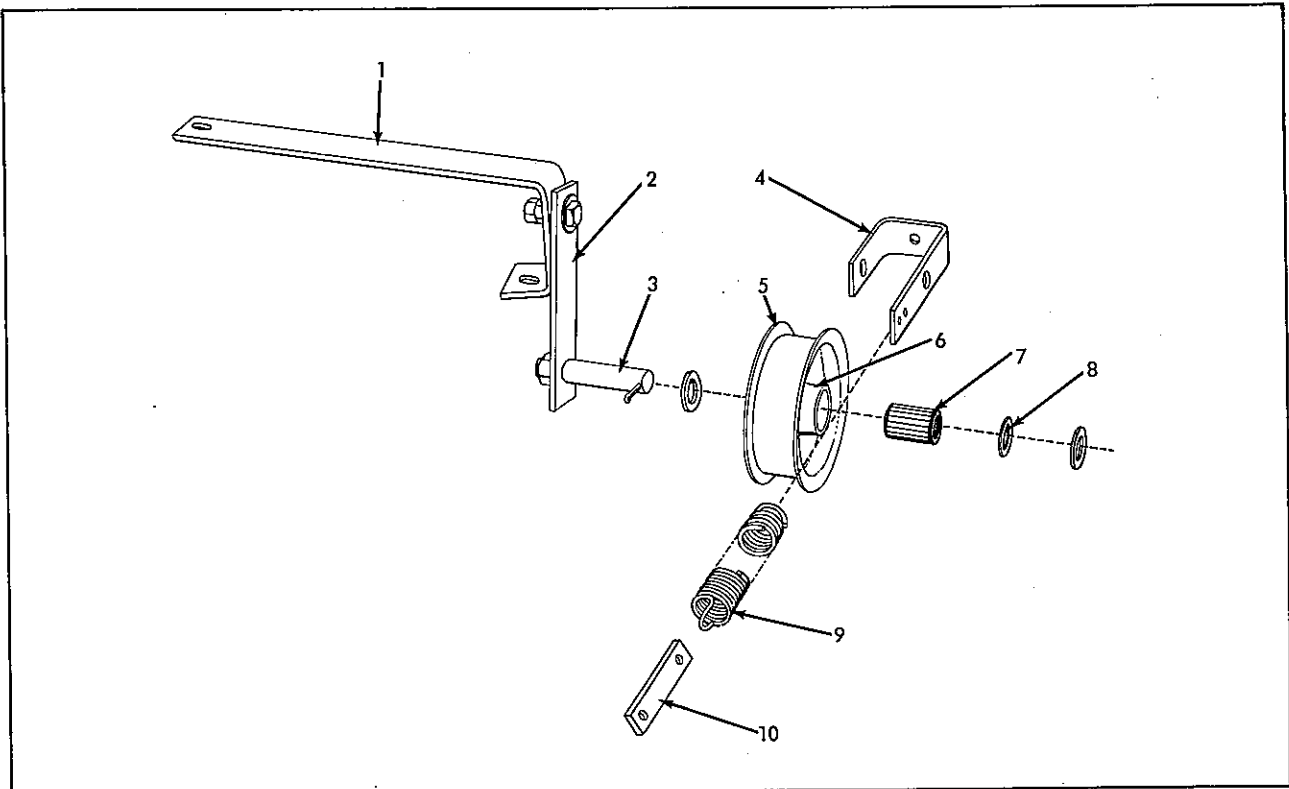
CYLINDER IDLER
Used on 86337 & up

ITEM	PART NUMBER	QTY.	DESCRIPTION	ASSEMBLY OR PACKAGE NO.
-	518518	1	IDLER ASSY. complete	
1	509033	1	COLLAR	
2	510340	1	1 922002 PIN, cotter	
3	510526	1	CAP, bearing	
4	510527	1	BEARING, roller	
5	510342	2	RACE, bearing	
	510336	1	PLATE, reinforcing	
6	510341	2	SHEAVE ASSY. (Incl. SHEAVE & items 2 thru 5 & 7)	
		1	1 914465 FITTING, lubrication	
		2	2 920753 WASHER	
7	510337	1	SHEAVE	
		4	4 917400 CAPSCREW	
		4	4 919312 LOCKWASHER	
		4	4 916950 NUT	
8	510400	1	HUB ASSY. (Incl. HUB & items 2, 3 & 4)	
		2	2 920753 WASHER, plain	
		1	1 914465 FITTING, lubrication	
9	510331	1	PIN, idler (7/8" x 6-1/2")	
		1	1 915726 NUT	
		1	1 917373 LOCKWASHER	
10	510328	1	ARM ASSY.	
		2	2 907731 CAPSCREW	
		2	2 919312 LOCKWASHER	
		1	1 908304 CAPSCREW	
		1	1 916966 LOCKWASHER	
		2	2 916950 NUT	
		1	1 916951 NUT	

Continued

CYLINDER IDLER (Cont'd)
Used on 86337 & up

ITEM	PART NUMBER	QTY.	DESCRIPTION	ASSEMBLY OR PACKAGE NO.
11	508973	1	PAWL, ratchet 1 919327 WASHER, plain 1 918452 PIN, cotter	
12	510330	1	SHAFT, pivot (7/8" x 16-9/16") 1 919391 WASHER, plain 1 918459 PIN, cotter	
13	509029	1	HANDLE ASSY., adjusting 1 919391 WASHER, plain 1 918459 PIN, cotter	
14	508974	1	PAWL, lever 1 919327 WASHER, plain 1 918452 PIN, cotter	
15	510343	1	BRACE 2 907731 BOLT 2 919312 LOCKWASHER 2 916950 NUT 1 917279 BOLT 1 916966 LOCKWASHER 1 916951 NUT	
16	509040	1	SPRING ASSY.	
17	508945	1	SPACER, spring	
18	510344	1	BAND ASSY., brake (Incl. items 19 & 20)(Used on 86337 thru 102798) 1 916431 CAPSCREW 1 919311 LOCKWASHER 2 917372 NUT	
19	510347	1	LINING, brake (Used on 86337 thru 102798) 5 911182 RIVET	
20	510403	1	CLIP, brake band (Used on 86337 thru 102798) 2 910282 RIVET	
21	501294	1	SPRING (Used on 86337 thru 102798)	
22	550244	2	CAP (Used on 86337 thru 102798)	

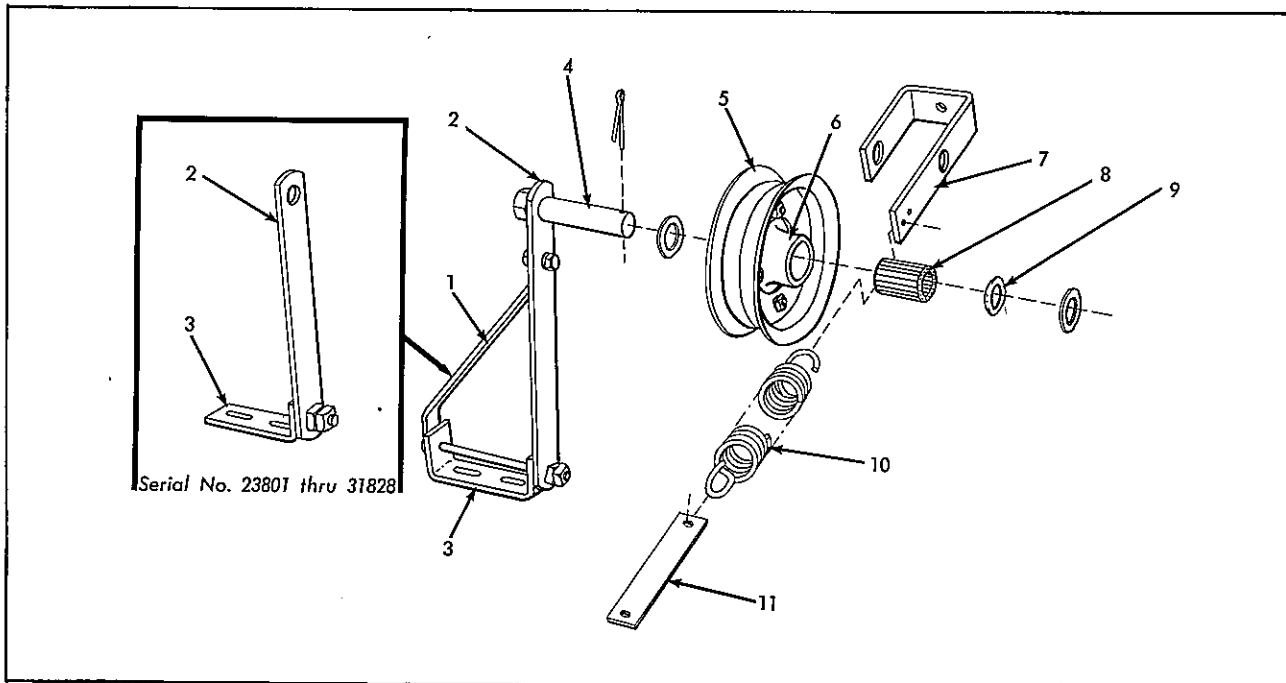


HEADER IDLER
Used prior to 23801

ITEM	PART NUMBER	QTY.	DESCRIPTION	ASSEMBLY OR PACKAGE NO.
-	540344	1	IDLER ASSY. (Incl. items 1 thru 8) 1 908127 CAPSCREW 1 907731 CAPSCREW 2 919312 LOCKWASHER 2 916950 NUT	

HEADER IDLER (Cont'd)
Used prior to 23801

ITEM	PART NUMBER	QTY.	DESCRIPTION	ASSEMBLY OR PACKAGE NO.
1	540605	1	BRACKET 1 908127 CAPSCREW 1 907731 CAPSCREW 2 919312 LOCKWASHER 2 916950 NUT	
2	540604	1	ARM, take-up 1 919368 CAPSCREW 2 916951 NUT 3 918431 WASHER	
3	540690	1	PIN, idler 1 915726 NUT 1 917373 NUT 1 914465 FITTING, lubrication	
4	540691	1	YOKE 1 918459 PIN, cotter	
5	503924	1	SHEAVE 4 916532 SCREW, mach. 4 919310 LOCKWASHER 4 916622 NUT	
6	515767	1	HUB, sheave (Supersedes 503802) 1 914465 FITTING, lubrication 2 919391 WASHER, plain	
7	507227	1	BEARING, roller	
8	535475	1	CAP, bearing	
9	535595	1	SPRING	
10	540589	1	CLIP, belt idler (Used prior to 15551)	
	501413	1	CLIP, belt idler (Used on 15551 thru 23800)	

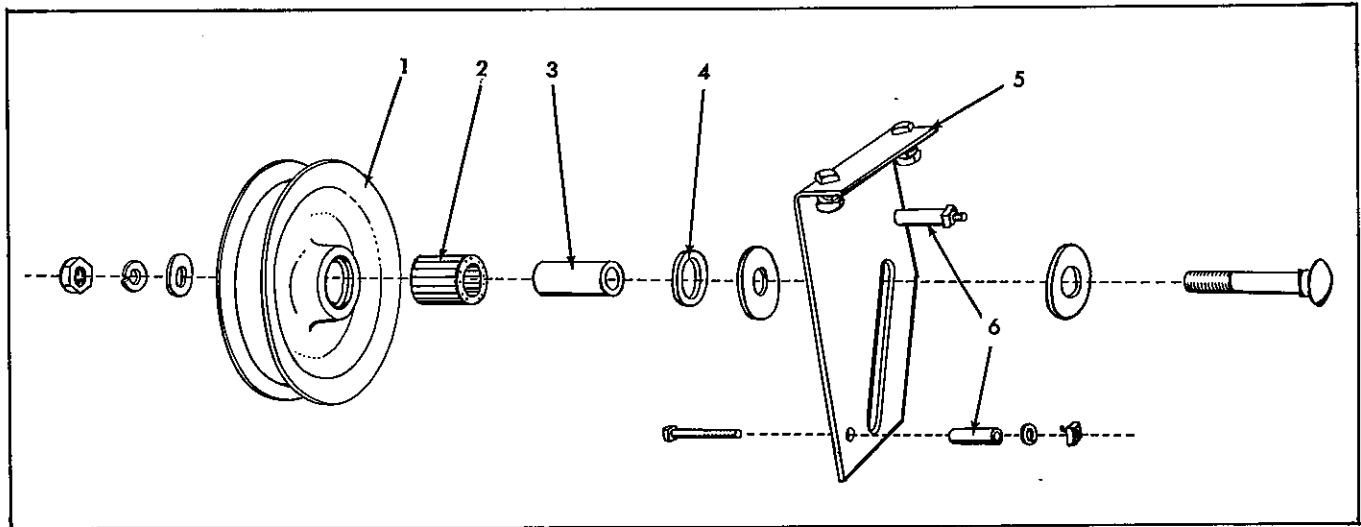


HEADER IDLER
Used on 23801 thru 58836

ITEM	PART NUMBER	QTY.	DESCRIPTION	ASSEMBLY OR PACKAGE NO.
1	502825	1	BRACE, arm (Used on 31829 thru 58836) 1 907731 CAPSCREW 1 919312 LOCKWASHER 1 916950 NUT	
2	502823	1	ARM 1 917404 CAPSCREW } (Used on 23801 thru 31828) 2 916951 NUT } 1 917887 BOLT } 2 916950 NUT } (Used on 31829 thru 58836)	

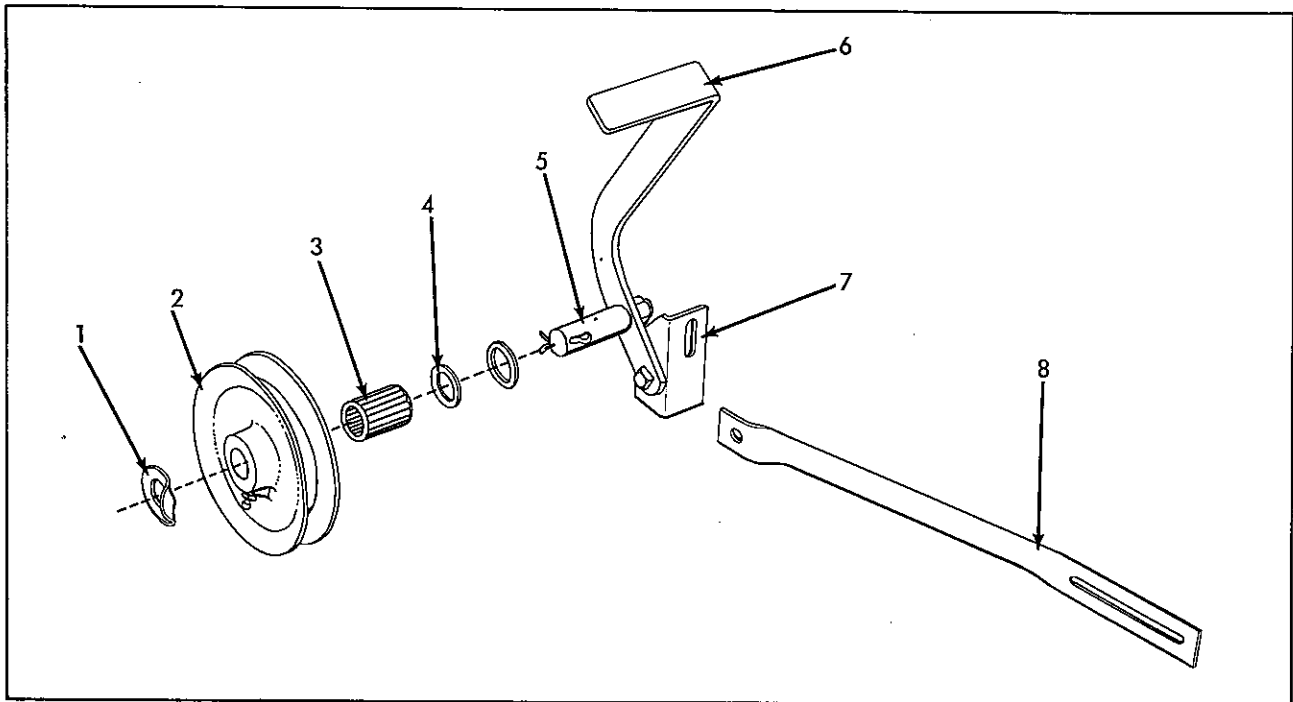
HEADER IDLER (Cont'd)
Used on 23801 thru 58836

ITEM	PART NUMBER	QTY.	DESCRIPTION	ASSEMBLY OR PACKAGE NO.
3	501917	1	BRACKET (Used on 23801 thru 31828)	
	502824	1	BRACKET (Used on 31829 thru 58836)	
		2	907731 CAPSCREW	
		2	919312 LOCKWASHER	
4	540690	1	PIN, idler (7/8" x 4-3/8")	
			1 915726 NUT	
5	503924	1	SHEAVE	
			4 916532 SCREW, mach.	
			4 919310 LOCKWASHER	
6	515767	1	HUB (Supersedes 503802)	
			2 919391 WASHER, plain	
			1 914465 FITTING, lubrication	
7	540691	1	YOKE	
			1 918459 PIN, cotter	
8	507227	1	BEARING, roller	
9	535475	1	CAP, bearing	
10	535595	1	SPRING	
11	501813	1	CLIP, idler spring (Used on 23801 thru 31828)	
	502826	1	CLIP, idler spring (Used on 31829 thru 58836)	
		1 918222 SCREW, mach.		
		1 919310 LOCKWASHER		



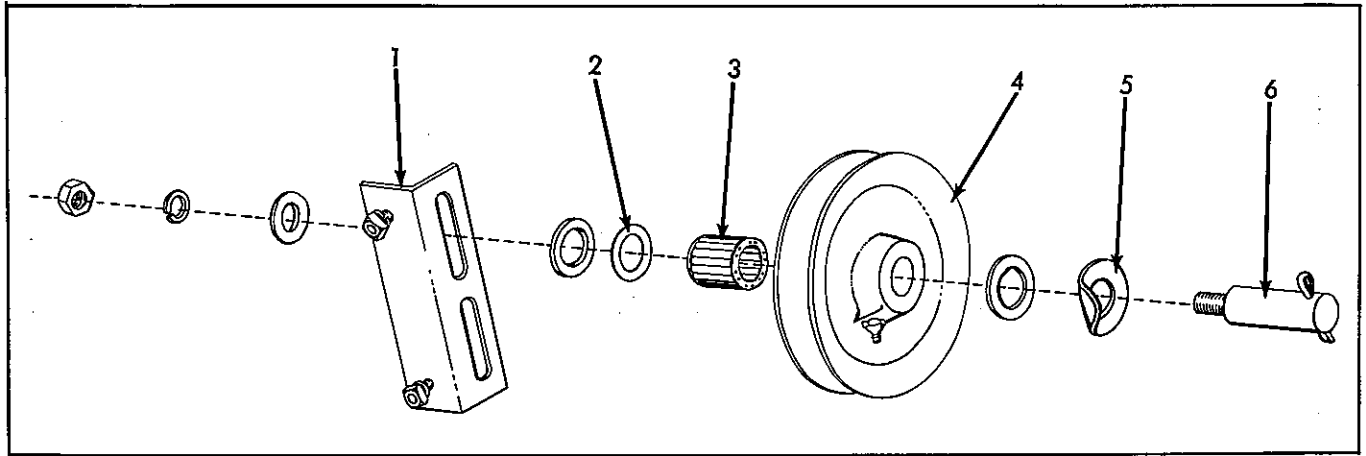
HEADER IDLER
Used on 58837 & up

ITEM	PART NUMBER	QTY.	DESCRIPTION	ASSEMBLY OR PACKAGE NO.
-	507213	1	IDLER ASSY. (Incl. items 1 thru 6)	
1	507214	1	SHEAVE ASSY. (Incl. SHEAVE & items 2 & 4)	
			1 914465 FITTING, lubrication	
			2 918432 WASHER	
			1 922101 BOLT, carriage	
			1 916966 LOCKWASHER	
2	507226	1	BEARING, roller	
			1 918431 WASHER	
3	507216	1	BUSHING	
4	535475	1	CAP	
5	507215	1	BRACKET, idler	
			2 919316 CAPSCREW	
			2 919310 LOCKWASHER	
			2 919318 CAPSCREW	
			2 919311 LOCKWASHER	
			2 916622 NUT	
			2 917372 NUT	
6	507217	2	SPACER, bracket	



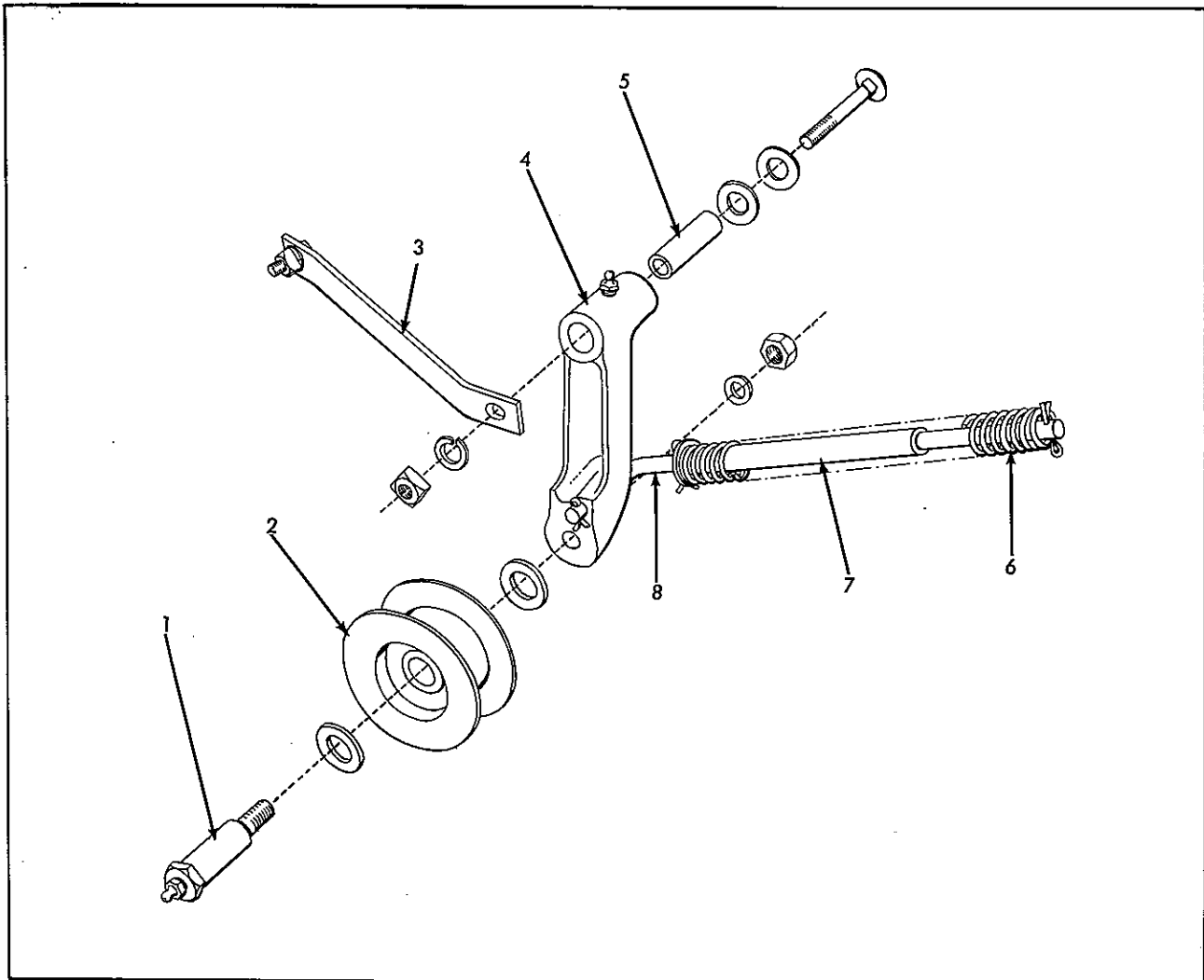
SEPARATOR IDLER
Used prior to 23801

ITEM	PART NUMBER	QTY.	DESCRIPTION	ASSEMBLY OR PACKAGE NO.
-	540359	1	IDLER ASSY. (Incl. items 1 thru 8)	
			1 916431 CAPSCREW	
			1 919311 LOCKWASHER	
			1 921922 BOLT	
			1 909367 LOCKWASHER	
			1 917377 WASHER	
			1 917372 NUT	
			1 916950 NUT	
1	501202	1	WASHER, special	
2	517754	1	SHEAVE ASSY. (Incl. BUSHING)(Supersedes 507356)	
			1 919391 WASHER	
			1 914465 FITTING, lubrication	
			1 918459 PIN, cotter	
3	507226	1	BEARING, roller	
4	535475	1	CAP, bearing	
5	535529	1	PIN, idler (7/8" x 3-1/2")	
			1 916951 NUT	
			1 916966 LOCKWASHER	
6	540649	1	ARM, idler	
			1 907731 CAPSCREW	
			1 919312 LOCKWASHER	
			1 916950 NUT	
7	500719	1	BRACKET	
			1 916431 CAPSCREW	
			1 917642 WASHER	
			1 919311 LOCKWASHER	
			1 916622 NUT	
8	540540	1	BRACE	
			1 921922 BOLT, carriage	
			1 909367 LOCKWASHER	
			1 917377 WASHER	
			2 916950 NUT	



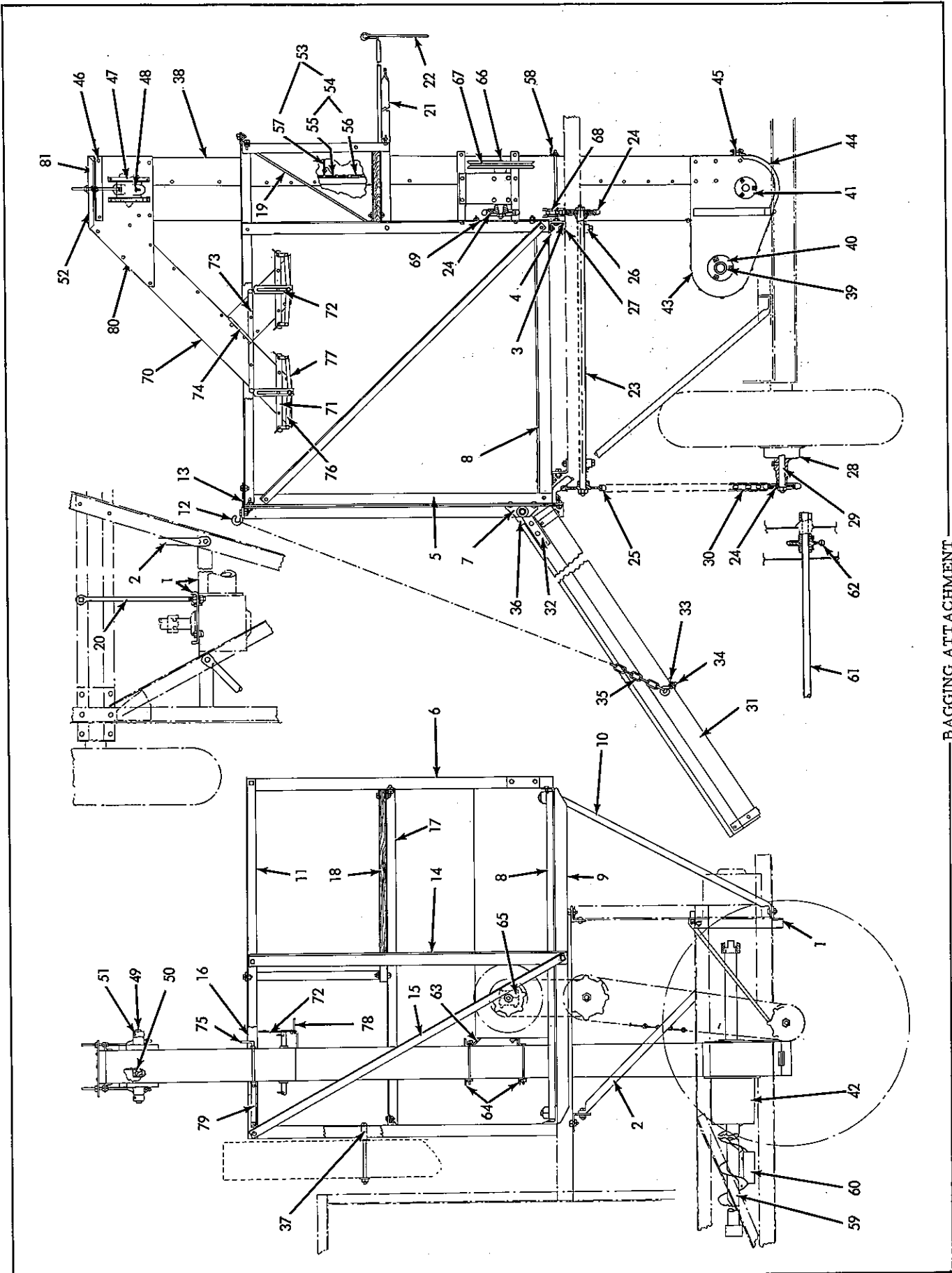
SEPARATOR BELT IDLER
Used on 23801 & up

ITEM	PART NUMBER	QTY.	DESCRIPTION	ASSEMBLY OR PACKAGE NO.
-	502401	1	IDLER ASSY. (Incl. items 1 thru 6)	
		2	917397 CAPSCREW	
		2	919311 LOCKWASHER	
		2	917372 NUT	
1	513242	1	BRACKET	
		2	917397 CAPSCREW	
		2	919311 LOCKWASHER	
		2	917372 NUT	
2	535475	1	CAP, bearing	
3	507226	1	BEARING, roller	
4	517754	1	SHEAVE ASSY. (Incl. BUSHING)	
		1	914465 FITTING, lubrication	
		2	919391 WASHER	
		1	918459 PIN, cotter	
5	501202	1	WASHER, special	
6	535529	1	PIN	
		1	918431 WASHER	
		1	916966 LOCKWASHER	
		1	916951 NUT	



REEL DRIVE CHAIN IDLER
Used on 86337 thru 91168

ITEM	PART NUMBER	QTY.	DESCRIPTION	ASSEMBLY OR PACKAGE NO.
-	510291	1	IDLER ASSY., chain (Incl. items 1 thru 8)	
			1 907731 CAPSCREW	
			1 919312 LOCKWASHER	
			1 911764 BOLT	
			2 917377 WASHER	
			1 918199 LOCKWASHER	
			1 916950 NUT	
1	510292	1	PIN, idler	
			1 916951 NUT	
			1 916966 LOCKWASHER	
			1 914465 FITTING, lubrication	
2	510197	1	IDLER	
			1 919389 WASHER, plain	
3	510366	1	BRACE, idler	
			1 907731 CAPSCREW	
			1 919312 LOCKWASHER	
			1 916950 NUT	
4	510358	1	ARM, idler	
			1 914465 FITTING, lubrication	
			1 911764 BOLT	
			2 917377 WASHER, plain	
			1 918199 LOCKWASHER	
5	510365	1	SPACER, idler arm	
6	510363	1	SPRING	
			1 918455 PIN, cotter	
			1 918430 WASHER, plain	
7	510364	1	STOP, idler	
8	510362	1	GUIDE	
			2 918455 PIN, cotter	



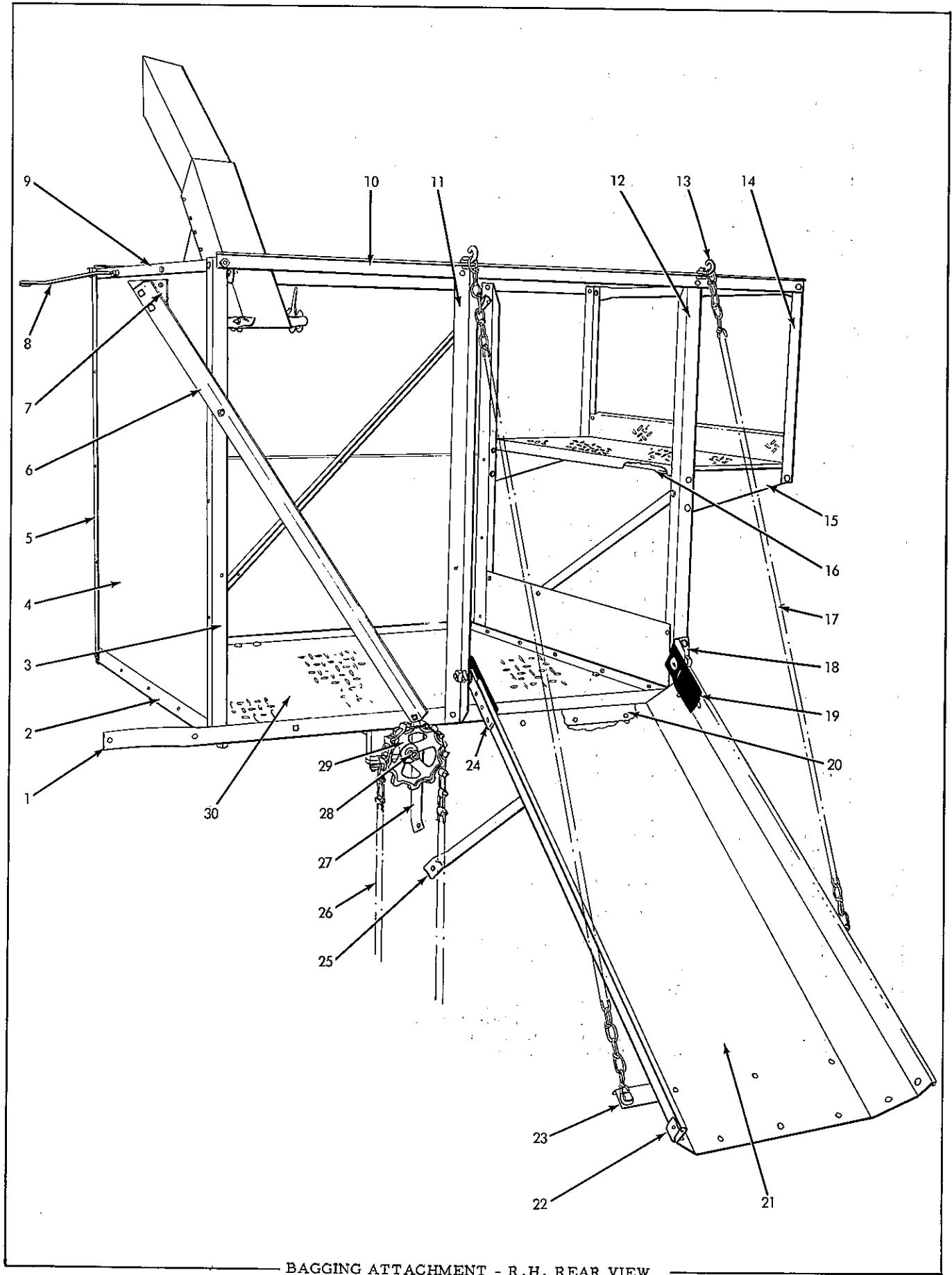
BAGGING ATTACHMENT

BAGGING ATTACHMENT
Used prior to 23801

ITEM	PART NUMBER	QTY.	DESCRIPTION	ASSEMBLY OR PACKAGE NO.
1	500373	1	PLATE ASSY., support, gear box	
2	500376	1	BRACE, angle, tongue	
3	500377	1	ANGLE, cross, inner	
4	-----	2	RAIL, cross, center & inner (Discontinued)	
5	500379	1	FRAME ASSY., rear	
6	500388	1	FRAME ASSY., front	
7	500390	1	ANGLE, support, chute hinge	
8	500397	1	PLATFORM ASSY.	
9	500401	1	ANGLE, cross, outer	
10	500402	1	BRACE	
11	500403	1	RAIL, top	
12	500404	2	HOOK, chain, chute	
13	500405	1	CLIP, tie	
14	500406	1	POST	
15	500407	1	BRACE, diagonal	
16	500408	1	RAIL, top, inner	
17	500409	1	RAIL, support, seat (Used prior to 15551)	
18	501480	1	RAIL, support, seat (Used on 15551 thru 23800)	
18	500410	1	SEAT	
19	500411	1	HANGER, seat	
20	500412	1	BRACE, gear box	
		2	916966 NUT	
21	500413	1	BRACE, slide, cylinder (Used prior to 15551)	
22	501481	1	BRACE, side, cylinder (Used on 15551 thru 23800)	
22	500414	1	BRACE, shaft, upper rocker	
23	500415	1	SHAFT, drive, reel (3/4" x 36-3/4")	
24	535488	3	SPROCKET (8T.)	
		1	919423 NUT	
		1	916966 LOCKWASHER	
25	540412	1	SPROCKET (10T.)	
		1	919423 NUT	
		1	916966 LOCKWASHER	
26	500416	2	BEARING, shaft, reel drive	
		2	920526 CAPSCREW	
		2	917378 WASHER	
		2	919312 LOCKWASHER	
		2	916950 NUT	
27	500417	4	SHIM, bearing	
28	500096	1	CAP, hub (Used prior to 7398)	
29	500493	1	CAP, hub (Used on 7398 thru 23800)	
29	500418	1	SHAFT, stub	
30	-----	40	LINK, chain (Use 543132, bulk chain)	
31	500419	1	CHUTE ASSY. sack	
32	500423	2	HINGE	
		1	919325 BOLT, carriage	
		1	918431 WASHER	
		1	916966 LOCKWASHER	
		1	916951 NUT	
33	500424	1	ANGLE, support	
34	500425	2	EYEBOLT	
35	502618	2	CHAIN, chute (68" Lg.)	
36	500427	2	GUARD, chute	
37	500428	1	SPACER, elevator, tailings (Used prior to 15559)	
		1	923169 CAPSCREW	
		1	919312 LOCKWASHER	
		1	917378 WASHER	
		1	916950 NUT	
38	501482	1	ELEVATOR ASSY.	
39	500432	1	WASHER (Rubber)	
40	535527	1	WASHER (Steel)	
41	540484	1	WASHER	
42	500348	1	BOOT, conveyor, grain	
43	500435	1	WRAPPER, head, lower	
44	500436	1	DOOR ASSY., lower	
45	500443	1	CLIP, door, upper	
46	500445	2	ANGLE, head, upper	
47	500446	4	SLIDE, bearing	
48	500346	2	BEARING, shaft, upper	
		1	910587 BOLT	
49	500447	1	SHAFT, upper (3/4" x 9")	
50	517951	1	SPROCKET, upper (Incl. SETSCREW)	
		1	905126 KEY, woodruff	
		1	902872 SETSCREW	
51	517644	2	COLLAR (Incl. SETSCREW)	
		1	910544 SETSCREW (Special thread) or	
		1	902872 SETSCREW (Standard thread)	

BAGGING ATTACHMENT (Cont'd)
Used prior to 23801

ITEM	PART NUMBER	QTY.	DESCRIPTION	ASSEMBLY OR PACKAGE NO.
52	500448	1	DOOR ASSY., upper 2 916950 NUT	
53	500451	1	RADDLE ASSY. (Incl. PADDLES, attaching LINKS & item 56) (Used prior to 15551)	
	501485	1	RADDLE ASSY. (Incl. BUCKETS, attaching LINKS & item 56) (Used on 15551 thru 23800)	
54	500452	1	CHAIN ASSY., raddle (Incl. attaching LINKS & item 56)(Used prior to 15551)	
	501486	1	CHAIN ASSY., raddle (Incl. attaching LINKS & item 56)(Used on 15551 thru 23800)	
55	535567	26	LINK, attaching (Used on 15551 thru 23800)	
	535568	21	LINK, attaching (Used prior to 15551)	
56	543132	-	CHAIN, bulk, 10 ft. length	
57	500453	21	PADDLE (Used prior to 15551) 2 910282 RIVET	
	502398	26	BUCKET ASSY. (Used on 15551 thru 23800)	
58	501471	26	BUCKET 2 910282 RIVET	
	500454	1	ANGLE, clamp, elevator 2 910598 BOLT 2 919312 LOCKWASHER	
59	500455	1	SPIRAL ASSY. (Used prior to 15551)	
	501487	1	SPIRAL ASSY. (Used on 15551 thru 23800)	
60	540378	2	WIPER ASSY., screen	
61	500458	1	SHAFT, elevator, lower (7/8" x 32-5/8")	
62	517259	1	SPROCKET (7 T.)(Incl. SETSCREW) 1 905126 KEY, woodruff 2 902872 SETSCREW	
	500459	1	BRACKET ASSY., countershaft	
64	500461	2	ANGLE, clamp, countershaft 2 917419 CAPSCREW 2 919311 LOCKWASHER 2 917372 NUT	
	500463	2	BLOCK, bearing 2 907730 CAPSCREW 2 919311 LOCKWASHER 2 917642 WASHER 2 917372 NUT	
66	500464	1	COUNTERSHAFT (3/4" x 7-9/16")	
	535502	1	SHEAVE 6 922026 SCREW, mach. 6 910633 LOCKWASHER 6 916621 NUT	
67	535513	1	HUB, sheave 1 919423 NUT 1 916966 LOCKWASHER	
	-----	21	LINK, chain (Use 543132, bulk chain)	
69	500465	1	GUARD, countershaft	
70	500466	1	SPOUT ASSY.	
71	500470	4	BAR, crank	
72	500472	2	GUIDE, pivot, hook	
73	500473	2	BAR, clamp, spout	
74	501496	1	VALVE ASSY.	
75	500476	1	PIVOT, valve	
76	500477	2	CRANK ASSY., hook, R.H.	
77	500478	2	CRANK ASSY., hook, L.H.	
78	500482	2	PIN, pivot	
79	500483	1	BRACE, spout 2 910568 BOLT 2 910286 LOCKWASHER	
	501495	1	DEFLECTOR, grain, spout	
81	501494	1	DEFLECTOR, head, upper	



BAGGING ATTACHMENT - R.H. REAR VIEW

BAGGING ATTACHMENT

R.H. Rear View
Used on 23801 & up

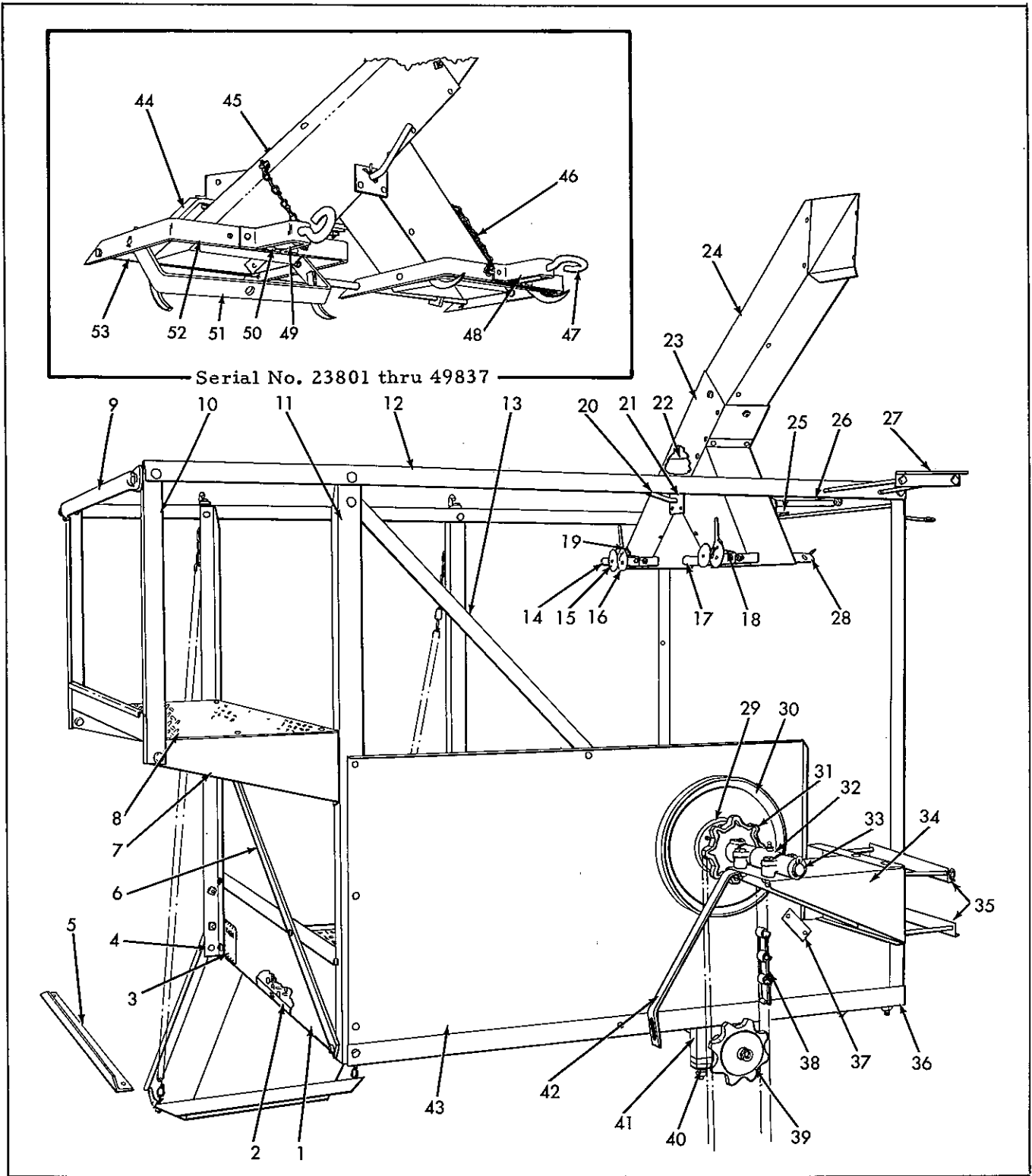
ITEM	PART NUMBER	QTY.	DESCRIPTION	ASSEMBLY OR PACKAGE NO.
1	502240	1	RAIL, lower, outer 3 907731 CAPSCREW 3 919312 LOCKWASHER 3 916950 NUT	
2	502206	1	RAIL, bottom 2 910994 RIVET 2 907731 CAPSCREW 2 919312 LOCKWASHER 2 916950 NUT	
3	502203	1	POST, rear, R.H. 2 910994 RIVET	
4	502201	1	SHIELD ASSY., platform, rear (Incl. SHIELD & items 2, 3, 5 & 9) 4 907731 CAPSCREW 4 919312 LOCKWASHER 4 916950 NUT	
5	502204	1	POST, rear, L.H. 2 910994 RIVET	
6	502183	1	BRACE, diagonal (Used on 23801 thru 86336)	
	510293	1	BRACE, diagonal (Used on 86337 & up) 2 908127 CAPSCREW 2 919312 LOCKWASHER 2 916950 NUT	
7	510294	1	GUSSET, brace (Used on 86337 & up) 2 908127 CAPSCREW 2 919312 LOCKWASHER 2 916950 NUT	
8	502209	1	BOLT, eye, shield, rear 2 917372 NUT 2 919311 LOCKWASHER	
9	502205	1	RAIL, top 2 910994 RIVET	
10	502239	1	FRAME ASSY., R.H. (Incl. TOP RAIL & items 1, 11, 12, 14 & 15) 4 907731 CAPSCREW 4 919312 LOCKWASHER 4 916950 NUT	
	502241	1	RAIL, top, outer 3 910994 RIVET 1 907731 CAPSCREW 1 919312 LOCKWASHER 1 916950 NUT	
11	502242	1	POST, chute 2 910994 RIVET	
12	502243	1	POST, front, R.H. 2 910994 RIVET	
13	500404	2	HOOK, chain 1 907731 CAPSCREW 1 919312 LOCKWASHER 1 916950 NUT	
14	515594	1	POST, seat, R.H. (f/Steel Seat) 2 910994 RIVET	
15	502245	1	BRACKET, seat, R.H. 3 910994 RIVET	
16	515597	1	SUPPORT, seat (Steel Seat) 2 917397 CAPSCREW 2 919311 LOCKWASHER 2 917372 NUT	
17	502618	2	CHAIN, chute 1 907731 CAPSCREW 1 917378 WASHER 1 919312 LOCKWASHER 1 916950 NUT	
18	500390	1	ANGLE, hinge 2 908127 CAPSCREW 2 919312 LOCKWASHER 2 916950 NUT	
19	500427	2	GUARD, hinge	
20	500422	1	STIFFENER, end, upper 5 915261 RIVET	
21	502265	1	CHUTE ASSY., sack (Incl. CHUTE & items 20, 22, 23 & 24) 2 919325 BOLT, carriage 2 918431 WASHER 2 916966 LOCKWASHER 2 916951 NUT	
22	500426	1	STIFFENER, end, lower 7 915261 RIVET	
23	500424	1	ANGLE, support 3 910282 RIVET	

Continued
167

BAGGING ATTACHMENT (Cont'd)

R.H. Rear View
Used on 23801 & up

ITEM	PART NUMBER	QTY.	DESCRIPTION	ASSEMBLY OR PACKAGE NO.
24	500423	2	HINGE	
			3 910297 RIVET	
25	502261	1	BRACE, frame	
			1 907731 CAPSCREW	
			1 916431 CAPSCREW	
			1 919311 LOCKWASHER	
			1 919312 LOCKWASHER	
			1 917372 NUT	
			1 916950 NUT	
26	-----	35	LINK, chain (Use 543132, bulk chain)	
27	511181	1	BRACE, rail	
			1 907731 CAPSCREW	
			1 919312 LOCKWASHER	
			1 916950 NUT	
28	502268	1	SHAFT, drive, reel	
			2 919389 WASHER	
			2 918459 PIN, cotter	
	540412	1	SPROCKET, driven (10 T.)(Used on 23801 thru 86336)	
29	510215	1	SPROCKET, driven (10 T.)(Used on 23801 & up)	
			1 919423 NUT	
			1 916966 LOCKWASHER	
30	516476	1	PLATFORM (Steel)	
			5 917397 CAPSCREW	
			5 919311 LOCKWASHER	
			5 917372 NUT	



BAGGING ATTACHMENT
L.H. Front View
Used on 23801 & up

ITEM	PART NUMBER	QTY.	DESCRIPTION	ASSEMBLY OR PACKAGE NO.
1	502257	1	SHEET, platform, front	
	5		916081 SCREW, mach.	
	5		919310 LOCKWASHER	
	5		916622 NUT	
			Continued	

BAGGING ATTACHMENT (Cont'd)
L.H. Front View
Used on 23801 & up

ITEM	PART NUMBER	QTY.	DESCRIPTION	ASSEMBLY OR PACKAGE NO.
2	502256	1	ANGLE, platform, front 1 917397 CAPSCREW 1 916431 CAPSCREW 1 919311 LOCKWASHER 1 919312 LOCKWASHER 1 917372 NUT 1 916950 NUT	
3	525103	1	SIGN, safety 2 916079 SCREW, mach. 2 910533 LOCKWASHER 2 916621 NUT	
4	502246	1	STRAP, post, front 2 910994 RIVET	
5	502269	1	ANGLE, cross, tongue 2 917397 CAPSCREW 2 919311 LOCKWASHER 2 917372 NUT	
6	502258	1	BRACE, diagonal, front 2 917397 CAPSCREW 1 916431 CAPSCREW 3 919311 LOCKWASHER 3 917372 NUT	
7	502253	1	BRACKET, seat, L.H. 3 910994 RIVET	
8	515596	1	SEAT (Steel) 2 917397 CAPSCREW 2 916081 SCREW, mach. 4 919311 LOCKWASHER 4 917372 NUT	
			2 919310 LOCKWASHER 2 916622 NUT	
9	502260	2	BOARD, seat 4 921927 BOLT, carriage 4 919311 LOCKWASHER 4 917372 NUT	
			502259	1
10	515595	1	POST, seat, L.H. (F/Steel Seat) 2 910994 RIVET	
11	502250	1	POST, front, L.H. 2 910994 RIVET	
12	502247	1	FRAME ASSY., L.H. (Incl. TOP RAIL & items 7, 10, 11, 13, 36, 37 & 43)	
			502249	1
13	502252	1	BRACE, diagonal, L.H. 3 910516 RIVET 2 910994 RIVET	
14	505859	1	HOLDER ASSY., bag, front, R.H. (Incl. HOLDER and items 15, 16, 18 and 19)	
			504292	2
15	504289	1	DISC, holder, bag 1 910282 RIVET	
16	505820	2	TRIGGER, holder, bag 1 910282 RIVET 1 910531 WASHER, riveting	
17	505860	1	HOLDER ASSY., bag, front, L.H. (Incl. HOLDER & items 15, 16, 18 and 19) 2 907722 SCREW 2 919311 LOCKWASHER 2 916622 NUT	
18	505821	2	BRACKET, holder 2 907722 SCREW, mach. 2 919311 LOCKWASHER 2 916622 NUT	
19	504302	2	SPRING, holder, bag 1 917393 SCREW, mach. 1 922097 LOCKWASHER 1 917385 NUT	

BAGGING ATTACHMENT (Cont'd)
L.H. Front View
Used on 23801 & up

ITEM	PART NUMBER	QTY.	DESCRIPTION	ASSEMBLY OR PACKAGE NO.
20	503783	1	PIVOT, valve	
21	502218	1	PLATE, bearing, valve, front	
			2 910516 RIVET	
22	503781	1	VALVE ASSY., spout	
			2 917388 SCREW, mach.	
			2 910533 LOCKWASHER	
			2 916021 NUT	
	505861	1	HEAD ASSY., bagger (Incl. SPOUTS & items 14, 17, 20, 21, 22, 24, 25 & 28)	
	503777	1	SPOUT ASSY., bagger (Incl. SPOUTS & SPOUT BOTTOM)	
23			2 919308 SCREW, mach.	
			2 919310 LOCKWASHER	
			2 917869 CAPSCREW	
			2 919311 LOCKWASHER	
			2 916622 NUT	
24	502210	1	SPOUT ASSY., elevator	
			4 916081 SCREW, mach.	
			4 919310 LOCKWASHER	
			4 916622 NUT	
25	502219	1	PLATE, spout, rear	
			4 910516 RIVET	
			2 917869 CAPSCREW	
			2 919311 LOCKWASHER	
			2 916622 NUT	
26	502232	2	SPACER, spout, bagger	
27	501857	1	ANGLE, clamp, elevator	
			2 910570 BOLT	
			2 919311 LOCKWASHER	
28	504303	2	HOLDER ASSY., bag, rear	
			4 907722 SCREW, mach.	
			4 919310 LOCKWASHER	
			4 916622 NUT	
29	535513	1	HUB	
			1 919423 NUT	
			1 916966 LOCKWASHER	
30	535502	1	SHEAVE (9-5/8" Diam.)	
			6 922026 SCREW, mach.	
			6 910533 LOCKWASHER	
			6 916621 NUT	
31	517934	1	SPROCKET (Incl. SETSCREW)	
			1 905123 KEY, woodruff	
32	502236	1	BEARING, countershaft	
			1 914465 FITTING, lubrication	
			4 917398 CAPSCREW	
			4 919311 LOCKWASHER	
			4 916621 NUT	
33	502237	1	COUNTERSHAFT (3/4" x 10-1/16")	
			1 919389 WASHER	
			1 918459 PIN, cotter	
	502233	1	BRACKET ASSY., countershaft, reel (Incl. BRACKET & items 30 thru 33 & 42)	
	518611	1	BRACKET ASSY., countershaft, reel	
			4 910436 BOLT	
			4 919311 LOCKWASHER	
35	502238	2	ANGLE, clamp, bracket	
36	502248	1	RAIL, lower, inner	
			3 907731 CAPSCREW	
			3 919312 LOCKWASHER	
			3 916950 NUT	
37	502255	1	STRAP, corner, sheet, side	
			2 901149 RIVET	
38	-----	26	LINK, chain (Use 543132, bulk chain)	
39	535488	1	SPROCKET, drive, countershaft	
			1 919423 NUT	
			1 916966 LOCKWASHER	
40	500417	4	SHIM, bearing	
41	500416	2	BEARING, shaft, drive, reel	
			2 920125 BOLT, carriage	
			2 917378 WASHER	
			2 919312 LOCKWASHER	
			2 916950 NUT	
42	502555	1	BRACE, bracket, countershaft	
			1 907731 CAPSCREW	
			1 917378 WASHER	
			1 919312 LOCKWASHER	
43	502254	1	SHEET, side, L.H.	
			7 910516 RIVET	

Continued

BAGGING ATTACHMENT (Cont'd)
L.H. Front View
Used on 23801 & up

ITEM	PART NUMBER	QTY.	DESCRIPTION	ASSEMBLY OR PACKAGE NO.
44	502220	1	BAR, holder, hanger (Used on 23801 thru 49837)	
			2 916019 CAPSCREW	
			2 919310 LOCKWASHER	
			2 916622 NUT	
45	502221	1	HANGER, center (Used on 23801 thru 49837)	
			2 917396 CAPSCREW	
			2 919310 LOCKWASHER	
			2 916622 NUT	
46	502619	2	CHAIN, holder, bag (Used on 23801 thru 49837)	
			1 922026 SCREW, mach.	
			1 916955 WASHER	
			1 910533 LOCKWASHER	
			1 916621 NUT	
47	502228	2	PLUNGER (Used on 23801 thru 49837)	
			2 917378 WASHER	
			2 918452 PIN, cotter	
48	502224	2	HANDLE (Used on 23801 thru 49837)	
			2 910296 RIVET	
49	502230	2	SPRING, plunger (Used on 23801 thru 49837)	
50	502229	2	STOP, plunger (Used on 23801 thru 49837)	
51	502225	2	HOOK ASSY., frame, inner (Used on 23801 thru 49837)	
			2 910520 RIVET	
	502222	2	HOLDER ASSY., bag (Incl. items 47 thru 52)(Used on 23801 thru 49837)	
			2 918452 PIN, cotter	
			1 917388 SCREW, mach.	
52			1 910533 LOCKWASHER	
			1 916622 NUT	
	502223	2	FRAME, outer (Used on 23801 thru 49837)	
			2 900805 PIN, cotter	
53	502231	1	ROD (Used on 23801 thru 49837)	
			2 900805 PIN, cotter	

BELTS

ITEM	PART NUMBER	QTY.	DESCRIPTION	ASSEMBLY OR PACKAGE NO.
	502432	1	BELT, cylinder (Used prior to 23801)	
	502433	1	BELT, cylinder (Used on 23801 thru 58836)	
	508971	1	BELT, cylinder (Used on 58837 & up)	
	502434	1	BELT, header (Used prior to 58837)	
	506910	1	BELT, header (Used on 58837 & up)	
	502435	1	BELT, Separator (All machines)	
	502436	1	BELT, reel (All machines)	
	502437	1	BELT, unloading conveyor (Grain bin machines)(Used on 23801 & up)	
	501470	1	BELT, lower draper drive (Used prior to 58837)	

TRANSFERS

ITEM	PART NUMBER	QTY.	DESCRIPTION	ASSEMBLY OR PACKAGE NO.
	532782	2	TRANSFER, diamond trade mark (6")523997
	517279	1	TRANSFER, "All-Crop Harvester"523997
	517096	1	TRANSFER, "60"523997
	525103	1	TRANSFER, safety	
	531145	1	TRANSFER, PTO shield523997
	510378	1	TRANSFER, cyl. & header belt diagram523997
	509647	1	TRANSFER, cyl, instruction (Used 58837 thru 86336) .	.523997
	517860	1	TRANSFER, cylinder instructions (Used on 86337 & up)	.523997
	511332	1	TRANSFER, hitch523997
	502394	1	TRANSFER, separator belt diagram523997

MISCELLANEOUS PARTS

ITEM	PART NUMBER	QTY.	DESCRIPTION	ASSEMBLY OR PACKAGE NO.
	525103	1	SIGN, safety (supersedes 512331)	
		2	916079 SCREW, mach.	
		2	910533 LOCKWASHER	
		2	916621 NUT	
	504008	1	COUNTER, speed	
	504601	1	TIPS, rubber (Speed Counter)	
	902879	1	WRENCH, setscrew, 1/2"	
	535540	1	BAR, pinch	
	504049	1	HOLDER, instruction book (Used on 41832 thru 58837)	

ASSEMBLIES & PACKAGED PARTS

ASSEMBLY OR PACKAGE NO.	DESCRIPTION
504311	COVERING SET, cylinder bar
	24 500511 COVERING
	168 911008 RIVETS
507628	LAGGING SET, ledger plate
	1 501906 LAGGING
	29 510541 RIVET,
515457	CHAIN SET
	1 501959 CHAIN ASSY., L.H.
	1 501958 CHAIN ASSY., R.H.
518038	U-JOINT KIT
	1 509064 CROSS
	4 509066 WASHER (cork)
	8 505838 SCREW
	4 509065 BUSHING
	4 509067 RETAINER (cork)
	4 509068 PLATE, cover
	1 915276 FITTING, lubrication
518039	U-JOINT KIT
	4 500807 BUSHING
	1 500808 CROSS
	4 500809 RETAINER (Cork)
	4 500810 WASHER (cork)
	4 910894 RIVET
	1 915276 FITTING, lubrication
523997	TRANSFER SET (supersedes 517313)
	2 532782 TRANSFER, diamond
	1 502394 TRANSFER, belt diagram
	1 544962 TRANSFER, all-crop harvester
	1 517096 TRANSFER, Model 60
	1 531145 TRANSFER, PTO shield
	1 517860 TRANSFER, cylinder instruction
	1 511332 TRANSFER, hitch
	1 513686 TRANSFER, Model 66
	3 544960 TRANSFER, straw spreader warning

NUMERICAL HARDWARE LIST

PART NO.	DESCRIPTION	PART NO.	DESCRIPTION
900538	SCREW, fl-hd, 3/8 NC-2 x 1-1/2	910422	BOLT, cge, sq-nk, w/nut 5/16 NC-2 x 1-1/4
900589	SCREW, rd-hd, 5/16 NC-2 x 1-1/4	910436	BOLT, cge, sq-nk, w/nut 5/16 NC-2 x 4-3/4
900764	RIVET, fl-hd, 3/16 x 1/2	910488	BOLT, machine, sq-hd, w/nut 1/4 NC-2 x 1/2
900766	RIVET, ctsk-hd. 3/16 x 3/8	910507	CAPSCREW, hex-hd, 1/2 NC-2 x 1-3/4 (1-5/8 thd.)
900767	RIVET, ctsk-hd. 3/16 x 1/2	910509	SCREW, wood, rd-hd. #9 x 1-1/2
900793	RIVET, tinnners, 5#	910516	RIVET, truss, hd. 3/16 x 7/16
900805	Use 900806	910517	RIVET, truss-hd. 1/4 x 1
900806	PIN, cotter, 1/8 x 1	910518	RIVET, truss-hd. 1/4 x 2
900816	WASHER, plain, USS, 5/16 x 3/4 x #16	910519	RIVET, truss-hd. 5/16 x 7/8
900818	WASHER, plain, USS, 9/16 x 1-3/8 x #12	910520	RIVET, rd-hd, 1/4 x 5/8
900821	WASHER, plain, USS, 15/16 x 2-1/4 x #8	910522	RIVET, rd-hd, 3/8 x 1-1/8
901149	RIVET, tinnners, 3#	910523	RIVET, rd-hd, 3/8 x 1-1/4
901165	WASHER, plain, USS, 3/8 x 7/8 x #16	910525	RIVET, ctsk-hd. 3/16 x 7/16
901284	SETSCREW, sq-hd, cup-pt. 1/2 NC-2 x 3/4	910826	RIVET, ctsk-hd. 1/4 x 1
901285	SETSCREW, sq-hd, cup-pt, 1/2 NC-2 x 1-1/4	910827	RIVET, ctsk-hd. 1/4 x 1-3/4
901287	SCREW, fl-hd, #10 NC-2 x 5/8	910528	RIVET, ctsk-hd, 5/16 x 3/4
901310	NUT, hex, #10 NC-2	910531	WASHER, riveting 3/16
901473	NIPPLE, pipe, 1/8 x 4	910532	WASHER, riveting, 1/4
901653	PLUG, pipe, sq-hd, solid, 3/8	910533	LOCKWASHER, spring, hy. cad-pltd. #10
902511	SCREW, wood, fl-hd, #12 x 1-1/4	910535	PIN, plain, 5/32 x 1-1/8
902512	SCREW, wood, fl-hd. #12 x 1-1/2	910539	SCREW, rd-hd, cad-pltd. #10 x 1-1/4
902567	SCREW, wood, rd-hd. #8 x 3/4	910541	RIVET, split, oval-hd. 3/16 x 1/2
902570	SCREW, wood, rd-hd. #10 x 3/4	910542	RIVET, tubular, oval-hd., steel, 3/16 x 5/16
902571	SCREW, wood, rd-hd. #10 x 1	910543	LOCKWASHER, ext-tooth, 5/8
902872	SETSCREW, socket-hd, cup-pt, 1/4 NC-3 x 1/2	910544	SETSCREW, hex-skt, cup-pt. 1/2 x 1/2
902879	KEY, socket screw, hex, short, 1/4	910545	KEY, hi-pro, 1/4 x 1
903556	NUT, hex, castle, 1/2 NF-2	910568	BOLT, mach. sq-hd. w/nut, 5/16 NC-2 x 5
903629	CAPSCREW, hex-hd, 3/8 NC-2 x 3/4	910570	BOLT, mach. sq-hd, w/nut 5/16 NC-2 x 9
903640	CAPSCREW, hex-hd, 1/2 NC-2 x 2	910587	BOLT, mach. sq-hd, w/nut 3/8 NC-2 x 6
903756	SCREW, rd-hd, 1/4 NC-2 x 2-1/2	910596	BOLT, mach. sq-hd. w/nut 3/8 NC-2 x 8
904100	RIVET, rd-hd. 1/2 x 1-1/2	910598	BOLT, mach. sq-hd. w/nut, 3/8 NC-2 x 9-1/4
904107	RIVET, button hd. 5/8 x 1-3/4	910599	BOLT, mach, sq-hd, w/nut, 3/8 NC-2 x 9-1/2
904207	LOCKWASHER, med, 7/16	910606	BOLT, sq-hd, mach. w/nut, 7/16 NC-2 x 1
904208	LOCKWASHER, med, 1/2	910628	BOLT, mach. sq-hd. w/nut, 7/16 NC-2 x 10
904209	LOCKWASHER, med, 5/8	910665	BOLT, mach. sq-hd. w/nut, 1/2 NC-2 x 8
904323	NUT, hex, castle, 5/8 NF-2	910722	BOLT, mach. sq-hd. 3/4 NC-2 x 20
904325	NUT, hex, castle, 1NF-2	910725	BOLT, mach. sq-hd. w/nut, 7/8 NC-2 x 4-3/4
905123	KEY, woodruff, 3/16 x 3/4	910817	Use 920580
905126	KEY, woodruff, 1/4 x 1	910819	WASHER, plain 49/64 x 1-3/8 x 12 ga. (.109)
905764	SCREW, wood, rd-hd, #12 x 1	910824	Use 919330
907168	RIVET, tinnners, 4#	910825	WASHER, plain, 7/16 x 2 x #12
907722	SCREW, rd-hd. cad-pltd. 1/4 NC-2 x 5/8	910829	WASHER, plain, 9/16 x 1-1/2 x #16
907727	CAPSCREW, hex-hd, pltd. 1/4 NC-2 x 5/8	910830	Use 919392
907729	CAPSCREW, hex-hd, pltd. 5/16 NC-2 x 1-1/4	910831	WASHER, plain, 11/32 x 1-1/2 x 18 ga. (.049)
907730	CAPSCREW, hex-hd, pltd. 5/16 NC-2 x 2-1/4	910832	NAIL
907731	CAPSCREW, hex-hd, cad-pltd, 3/8 NC-2 x 1	910833	NAIL
908127	CAPSCREW, hex-hd, pltd, 3/8 NC-2 x 3/4	910834	NAIL
908295	CAPSCREW, hex-hd, pltd, 1/4 NC-2 x 1/2	910836	NAIL
908297	CAPSCREW, hex-hd, cad-pltd. 1/4 NC-2 x 1-1/4	910837	TACK
908304	CAPSCREW, hex-hd, 1/2 NC-2 x 1, cad-plated	910883	WASHER, plain 29/32 x 1-1/2 x 12 ga. (.109)
909367	LOCKWASHER, int-tooth, cad-pltd, 1/4	910894	RIVET, button-hd. 1/4 x 1-7/8
910003	PLUG, expansion, 7/8	910900	RIVET, ctsk-hd. 1/4 x 1/2
910170	SCREW, fl-hd. 1/4 NC-2 x 1/2	910911	RIVET, tinnners 2-1/2#
910174	NUT, hex, 1 NF-2	910916	LOCKWASHER, med. 1
910181	BALL, chrome steel, 9/16	910917	BOLT, mach. sq-hd. w/nut 5/8 NC-2 x 14
910280	RIVET, truss-hd. 3/16 x 3/8	910919	WASHER, plain 15/32 x 15/16 x #12
910282	RIVET, truss hd. 3/16 x 1/2	910920	Use 918267
910285	Use 919310	910924	RIVET, ctsk-hd. 1/4 x 5/8
910286	Use 919311	910925	RIVET, truss-hd. 5/16 x 3/4
910287	Use 919312	910926	RIVET, button-hd. 1/4 x 1-1/4
910288	RIVET, ctsk-hd, 1/4 x 3/4	910927	RIVET, rd-hd, 1/4 x 1-1/2
910291	SCREW, fl-hd, 5/16 NC 2 x 2-1/2	910928	RIVET, button-hd. 3/8 x 1-3/8
910292	NUT, sq, 5/16 NC-2		
910296	RIVET, truss hd. 3/16 x 5/8		
910297	RIVET, truss, 1/4 x 5/8		
910298	RIVET, truss-hd. 1/4 x 3/4		
910306	NUT, sq, 3/8 NC-2		
910308	NUT, hex, 5/8 NC-2		
910309	BOLT, sq-hd, w/nut, 3/8 NC-2 x 1		
910310	RIVET, rd-hd, 3/8 x 1		
910311	RIVET, truss-hd, 1/4 x 1/2		
910315	KEY, sq, plain 3/8 x 3/8 x 1-1/4		
910316	KEY, fl, plain, 3/8 x 5/16 x 2-1/4		
910317	KEY, sq-plain 3/8 x 3/8 x 1-1/8		
910321	RIVET, button-hd. 1/4 x 1-3/4		
910346	KEY, sq, 3/8 x 3/8 x 1-1/2		
910398	BOLT, cge, sq-nk, w/nut, 1/4 NC-2 x 2		
910399	Use 921923		
910408	BOLT, carriage, sq-nk, w/nut 1/4 NC-2 x 4		
910410	BOLT, carriage, sq-nk, w/nut 1/4 NC-2 x 4-1/2		
910412	BOLT, cge., sq-nk, w/nut, 1/4 NC-2 x 5-1/4		

NUMERICAL HARDWARE LIST

PART NO.	DESCRIPTION
910930	RIVET, section, oval-hd. #6 x 5/8
910931	RIVET, section, ctsk-hd. #6 x 7/8
910936	LINK, roller, 1/2" pitch
910948	CAPSCREW, hex-hd. grade#5 3/8 NC-2 x 2
910968	SCREW, rd-hd. cad-pltd. #10 x 1
910989	RIVET, truss-hd, soft, 3/16 x 3/4
910990	RIVET, truss-hd, 5/16 x 5/8
910993	BOLT, mach. sq-hd. w/nut 3/8 NC-2 x 3-1/4
910994	RIVET, rd-hd, 5/16 x 3/4
911008	RIVET, tubular, oval-hd. 3/16 x 3/8
911084	RIVET, button-hd. 1/4 x 1
911149	RIVET, ctsk-hd. 5/8 x 1-7/8
911164	CAPSCREW, hex-hd. grade 5 7/16 NF-2 x 1-3/4
911165	CAPSCREW, hex-hd, grade #5, 7/16 NF 2 x 2 (1-1/2 thd.)
911174	NUT, hex-jam, slotted, 1 NF-2
911176	RIVET, section, ctsk-hd. #6 x 1-3/8
911177	Use 910930
911182	RIVET, split, oval-hd. 3/16 x 5/16
911196	WASHER, plain 25/32 x 1-3/8 x 21 ga. (.032)
911200	RIVET, tubular, oval-hd. 3/16 x 1/4
911254	SCREW, rd-hd. #10 NC-2 x 1-1/2
911572	Use 910924
911698	BOLT, plow No. 3 hd w/nut 5/16 NC-2 x 1-3/4
911752	BOLT, cge, sq-nk. 3/8 NC 2 x 1-3/8
911764	BOLT, cge, sq-nk. 7/16 NC-2 x 3-3/4
911886	BOLT, mach. sq-hd. w/nut 7/16 NC-2 x 1 1
912362	RIVET, ctsk-hd. 1/4 x 1-7/8
912370	WASHER, plain, 57/64 x 1-39/64 x 12 ga. (.109)
912430	PIN, cotter, 5/32 x 2
912557	RIVET, split, oval-hd, brass pltd. 9/64 x 5/8
912587	RIVET, truss-hd. 1/4 x 2-1/4
912619	NUT, wing, half 3/8
912726	PLUG, pipe, sq-hd, cored, 3/4
912850	CAPSCREW, hex-hd. cad-pltd. 1/2 NF-2 x 7/8
913050	NAIL
913105	CAPSCREW, hex-hd, grade #5, 1/2 NF-2 x 1-1/2
913106	RIVET, belt tubular, copper-plated 3/16 x 7/16
913160	NUT, hex-pltd, 3/4 NC-2
913598	BOLT, plow No. 3-hd. w/nut 5/16 NC-2 x 1
913600	BOLT, mach. sq-hd. 3/4 NC-2 x 12
913601	BOLT, mach. sq-hd. w/nut 3/8 NC-2 x 3-1/4
913605	CAPSCREW, hex-hd. grade 5 1/2 NF-2 x 5-1/2
913606	BOLT, cge. sq-nk. w/nut 7/16 NC-2 x 6-1/4
913612	RIVET, truss-hd. 3/16 x 5/16
913613	RIVET, ctsk-hd. 5/16 x 15/16
913617	BOLT, mach. hex-hd. 1 NC-2 x 3-1/2
913708	SCREW, flat-head, steel 5/16 x 3/4
913744	NUT, hex, jam, cad-plated, 1/2 NC-2
913901	NUT, hex, cad-pltd. 7/16 NF-2
914192	NUT, hex, cad-pltd. 1/4 NF-2
914465	FITTING, lube, short, str. 1/8
914467	BOLT, mach. hex-hd. w/nut 7/16 NC-2 x 1 1
914578	RIVET, truss-hd. 3/16 x 1
914598	KEY, sq-plain 3/8 x 3/8 x 1-3/8
914682	BOLT, mach. sq-hd. w/nut 3/8 NC-2 x 1-3/4
914687	FITTING, lube, str. special, 1/4 NF-2
914802	SCREW, fl-hd. 1/4 NC-2 x 2-1/2
914805	SCREW, fl-hd. 5/16 NC-2 x 7/8
915015	NUT, wing, 1/4 NC-2
915261	RIVET, truss, hd. 3/16 x 9/16
915271	BOLT, mach. sq-hd. w/nut 3/8 NC-2 x 9-1/4
915273	FITTING, lube, 30°, 1/8
915275	FITTING, lube, 67-1/2°, 1/8
915276	FITTING, lube, 90°, 1/8
915286	NUT, hex, cad-platd. 5/8 NC-2

PART NO.	DESCRIPTION
916019	CAPSCREW, hex-hd. pltd., 1/4 NC 2 x 3/4
916079	SCREW, rd-hd., pltd. #10 NC-2 x 3/8
916080	SCREW, rd-hd., cad-pltd, #10 NC-2 x 1/2
916081	SCREW, rd-hd., cad-pltd, 1/4 NC-2 x 1/2
916431	CAPSCREW, hex-hd., cad-pltd. 5/16 NC-2 x 1
916432	CAPSCREW, hex-hd. cad-pltd, 7/16 NC-2 x 1-1/4
916532	SCREW, rd-hd. cad-pltd. 1/4 NC-2 x 3/4
916533	SCREW, mach. rd-hd. 1/4 NC-2 x 7/8
916602	NUT, hex, cad-pltd, 3/8 NF-2
916607	CAPSCREW, steel, pltd. 3/8 NF-2 x 3
916609	CAPSCREW, hex-hd. pltd. 7/16 NC-2 x 1-3/4
916620	SCREW, rd-hd, 5/16 NC-2 x 7/8
916621	NUT, hex, steel pltd, #10 NC2
916622	NUT, cad-pltd, 1/4 NC-2
916893	BOLT, mach. hex-hd. 3/8 NC-2 x 6-3/4
916943	BOLT, sq-nk, pltd, 1/4 NC 2 x 5/8
916944	BOLT, sq-nk, cad-pltd, 1/4 NC-2 x 3/4
916946	BOLT, cge. sq-nk. cad-pltd. 3/8 NC-2 x 3/4
916947	BOLT, cge. sq-nk. cad-pltd. 3/8 NC-2 x 1
916950	NUT, hex, cad-pltd, 3/8 NC-2
916951	NUT, hex, pltd, 1/2 NC-2
916952	NUT, wing, pltd, 1/4 NC-2
916955	WASHER, plain, pltd. 1/4 x 9/16 x #18
916958	WASHER, plain-pltd. 7/16 x 1-3/8 x 12 ga. (.109)
916966	LOCKWASHER, cad-pltd. med, 1/2
917279	CAPSCREW, hex-hd, pltd. 1/2 NC-2 x 1-1/4
917365	LOCKWASHER, pltd. med, #10
917372	NUT, hex, cad-pltd, 5/16 NC-2
917373	LOCKWASHER, pltd, med. 5/8
917377	WASHER, plain, pltd. 5/16 x 3/4 x #16
917378	WASHER, plain, pltd. 7/16 x 1 x #14
917385	NUT, hex, steel-pltd, #8 NC-2
917388	SCREW, rd-hd. cad-pltd. #10 NC-2 x 3/4
917393	SCREW, rd-hd. cad-pltd. #8 NC-2 x 3/8
917396	CAPSCREW, hex-hd. pltd. 1/4 NC-2 x 1
917397	CAPSCREW, hex-hd. pltd. 5/16 NC-2 x 3/4
917398	CAPSCREW, hex-hd. pltd. 5/16 NC-2 x 1-3/4
917400	CAPSCREW, hex-hd. 3/8 NC-2 x 1-1/4, pltd.
917402	CAPSCREW, hex-hd. pltd. 3/8 NC-2 x 2
917404	CAPSCREW, hex-hd. pltd. 1/2 NC-2 x 1-1/2
917419	CAPSCREW, hex-hd. cad-pltd. 5/16 NC-2 x 5
917421	NUT, jam, hex, cad-pltd. 3/8 NC-2
917423	NUT, slotted, hex-pltd. 5/8 NF-2
917424	NUT, slotted, hex-thick, pltd. 7/8 NF-2
917441	SCREW, rd-hd., cad-pltd. #8 NC-2 x 1/2
917451	SCREW, rd-hd. cad-pltd. 1/4 NC-2 x 1
917457	SCREW, rd-hd. cad-pltd. 5/16 NC-2 x 5/8
917642	WASHER, plain, pltd. 11/32 x 1-1/2 x #12
917869	CAPSCREW, hex-hd. grade 2 5/16 NC-2 x 6-1/2
917887	BOLT, mach. hex-hd. grade 2, 3/8 NC-2 x 5-3/4
918199	LOCKWASHER, pltd, med, 7/16
918212	CAPSCREW, hex-hd, pltd. 7/16 NC-2 x 1
918213	NUT, pltd. 7/16 NC-2
918214	SCREW, flat-hd. pltd. 1/4 NC-2 x 5/8
918222	SCREW, fl-hd. plated 1/4 NC-2 x 3/4
918223	SCREW, fl-hd. pltd. 1/4 NC-2 x 1
918241	NUT, hex. pltd, 5/8 NF-2
918267	WASHER, plain, pltd, 15/32 x 15/16 x 1/16
918269	WASHER, plain, pltd, 13/16 x 1-1/2 x 1/8
918430	WASHER, plain, 1/2 x 1-1/4 x #14 (pltd.)
918431	WASHER, 9/16 x 1-3/8 x 10 ga. (.134)pltd.
918432	WASHER, plain, pltd. 11/16 x 1-3/4 x #10
918445	PIN, cotter, pltd. 1/16 x 1/2
918448	PIN, cotter, pltd. 3/32 x 1
918452	PIN, cotter, pltd. 1/8 x 1
918454	PIN, cotter, pltd. 1/8 x 1-1/2
918455	PIN, cotter, pltd. 5/32 x 1
918458	PIN, cotter, pltd. 3/16 x 1
918459	PIN, cotter, pltd. 3/16 x 1-1/2
918465	PIN, cotter, pltd. 1/4 x 2-1/2
918468	NUT, wing, pltd, 5/16 NC-2
918703	CAPSCREW, hex-hd. pltd. 3/8 NC2 x 3-1/4

NUMERICAL HARDWARE LIST

PART NO.	DESCRIPTION	PART NO.	DESCRIPTION
918935	NUT, hex, pltd, 5/8 NC-2	920160	NUT, castle, slide, pltd. 3/4 NF-2
919308	SCREW, rd-hd, cad-pltd. 1/4 NC-2 x 3/8	920162	BOLT, carriage, sq-nk.cad-pltd. 5/16 NC-2 x 1-3/4
919309	SCREW, rd-hd, cad-pltd. 5/16 NC-2 x 3/4	920207	CAPSCREW, hex-hd. cad-pltd. 1/2 NC-2 x 3
919310	LOCKWASHER, hvy. pltd, 1/4	920265	BOLT, sq-nk, pltd. 5/16 NC-2 x 2-1/4
919311	LOCKWASHER, spring, hevay cad-pltd. 5/16	920283	WASHER, plain, pltd. 11/32 x 1-1/2 x 12 ga. (.109)
919312	LOCKWASHER, hvy. pltd, 3/8	920308	WASHER, plain, pltd. 9/16 x 1-1/2 x #10
919313	PIN, cotter, pltd. 3/32 x 1/2	920413	BOLT, cge. sq-nk. cad-pltd. 1/2 NC-2 x 2
919316	CAPSCREW, hex-hd. pltd. 1/4 NC-2 x 1-3/4	920526	CAPSCREW, hex-hd. pltd. 3/8 NC 2 x 3-3/4
919317	CAPSCREW, hex-hd. 5/16 NC-2 x 1/2 cad-pltd.	920580	WASHER, plain, pltd. 57/64 x 15/16 x 12-ga. (.109)
919318	CAPSCREW, hex-hd. cad-pltd, 5/16 NC-2 x 5/8	920747	NUT, hex, cad-pltd. 7/8 NF-2
919319	CAPSCREW, hex-hd. cad-pltd. 5/16 NC-2 x 7/8	920753	WASHER, plain, pltd. 29/32 x 1-3/4 x 12 ga. (.109)
919322	BOLT, cge. sq-nk. cad-pltd. 1/4 NC-2 x 7/8	921082	BOLT, cge, sq-nk. pltd. 1/4 NC-2 x 3-3/4
919325	BOLT, sq-nk, US. Body, cad-pltd, 1/2 NC-2 x 1-3/4	921158	BOLT, sq-nk. pltd. 5/16 NC-2 x 1
919327	WASHER, plain, pltd. 17/32 x 15/16 x 16 ga. (.065)	921160	CAPSCREW, hex-hd. grade 5 cad-pltd. 5/16 NC-2 x 2-1/4
919328	WASHER, plain, pltd. 41/64 x 1-1/4 x 12 ga. (.109)	921176	CAPSCREW, hex-hd. grade 5 cad-pltd. 1/2 NC-2 x 1-1/4
919332	LOCKWASHER, pltd. med, 3/4"	921332	CAPSCREW, hex- hd. pltd. 5/16 NC-2 x 3/4 grade 5
919333	NUT, hex-hd. cad-pltd. 3/4 NF-2	921345	WASHER, plain-pltd. 41/64 x 1-3/4 x 7 ga. (.180)
919337	BOLT, mach. hex-hd. pltd. 5/16 UNC-2A x 4-3/4	921351	SCREW, fl-hd. pltd. 3/8 NC-2 x 1-1/4
919351	CAPSCREW, hex-hd. cad-pltd. 1/4 NC-2 x 7/8	921370	CAPSCREW, hex-hd. pltd. 1/2 NF-2 x 1
919354	CAPSCREW, hex-hd. cad-pltd. 5/16 NC-2 x 2	921696	NUT, hex, cad-pltd. 1 NF-2
919355	CAPSCREW, hex-hd. cad-pltd. 5/16 NC-2 x 2-1/2	921719	CAPSCREW, hex-hd. grade 5 cad-pltd. 5/16 NC-2 x 2-1/2
919356	CAPSCREW, hex-hd. cad-pltd. 5/16 NC-2 x 3	921906	BOLT, cge, sq-nk, pltd. 1/4 NC-2 x 1-1/4
919358	CAPSCREW, hex-hd, 3/8 NC-2 x 1-1/8, cad-pltd.	921908	BOLT, cge, sq-nk, pltd. 1/4 NC-2 x 1
919360	CAPSCREW, hex-hd, cad-pltd, 3/8 NC-2 x 1-1/2	921909	BOLT, cge, sq-nk, pltd. 1/4 NC-2 x 3
919361	CAPSCREW, hex-hd. pltd. 3/8 NC-2 x 1-3/4	921920	BOLT, cge, sq-nk, pltd. 1/4 NC-2 x 1-1/2
919362	CAPSCREW, hex-hd, pltd. 3/8 NF-2 x 2-1/4	921921	BOLT, cge, long sq-nk. pltd. 1/4 NC-2 x 1-3/4
919363	CAPSCREW, hex-hd, cad-pltd. 3/8 NC-2 x 2-1/2	921922	BOLT, cge, long sq-nk. pltd. 1/4 NC-2 x 2
919366	CAPSCREW, 7/16 NC 2 x 3-1/4 pltd.	921923	BOLT, cge. sq-nk. pltd. 1/4 NC-2 x 2-1/4
919368	CAPSCREW, hex-hd. pltd. 1/2 NC-2 x 2	921924	BOLT, cge. long sq-nk. pltd. 1/4 NC-2 x 2-1/2
919369	CAPSCREW, hex-hd. 1/2 NC-2 x 2-1/2, cad-pltd.	921926	BOLT, sq-nk, pltd, 5/16 NC-2 x 1-1/4
919385	WASHER, plain, pltd. 7/16 x 1-3/4 x #14	921927	BOLT, sq-nk, pltd, 5/16 NC-2 x 1-1/2
919389	WASHER, plain, pltd. 49/64 x 1-3/8 x 12 ga. (.109)	921929	BOLT, cge. sq-nk. pltd. 5/16 NC-2 x 2
919390	WASHER, plain, pltd. 25/32 x 1-1/4 x #16	921930	BOLT, cge. sq-nk. pltd. 5/16 NC-2 x 2-1/2
919391	WASHER, plain, pltd. 29/32 x 1-1/2 x #12	921933	BOLT, cge. sq-nk. pltd. 3/8 NC-2 x 1-1/4
919392	WASHER, plain, pltd. 29/32 x 1-1/2 x 16 ga. (.065)	921934	BOLT, cge. sq-nk. pltd. 3/8 NC-2 x 2
919393	WASHER, plain, pltd. 1-1/64 x 1-5/8 x 12 ga. (.109)	921935	BOLT, cge. sq-nk. pltd. 3/8 NC-2 x 2-1/2
919413	BOLT, cge. sq-nk. cad-pltd. 5/16 NC-2 x 5/8	921936	BOLT, cge. sq-nk. pltd. 3/8 NC-2 x 2-3/4
919414	BOLT, cge. sq-nk. cad-pltd. 5/16 NC-2 x 3/4	921937	BOLT, cge. sq-nk. pltd. 3/8 NC-2 x 3
919420	BOLT, cge. sq-nk. cad-pltd. 3/8 NC-2 x 3/4	921942	CAPSCREW, hex-hd. cad-pltd. 5/16 NC-2 x 2-3/4
919423	NUT, hex, pltd 1/2 NF 2	921950	CAPSCREW, hex-hd. pltd. 5/16 NF-2 x 1-1/4
919426	LOCKWASHER, spring, med. pltd. 7/8	921972	CAPSCREW, hex-hd, pltd. 3/8 NC-2 x 2-1/2, grade 5
919432	CAPSCREW, hex-hd. 7/16 NF 2 x 3/4, grade 5	921979	CAPSCREW, hex-hd. grade 5 pltd. 1/4 NF-2 x 7/8
919437	NUT, castle, slide, pltd. 5/8 NF-2	921984	CAPSCREW, hex-hd. grade 5 pltd. 3/8 NF-2 x 3/4
919444	BOLT, cge. sq-nk. 3/8 NC-2 x 1-1/2 pltd.	922002	PIN, cotter, pltd. 3/16 x 2
919458	BOLT, cge. sq-nk. pltd. 3/8 NC-2 x 2-1/4	922013	NUT, hex, slotted, pltd. 3/4 NC-2
919617	CAPSCREW, hex-hd. 5/16 NC-2 x 1-3/4	922015	NUT, hex, jam, pltd. 3/4 NF-2
919929	CAPSCREW, hex-hd. cad-pltd. 1/4 NC-2 x 2	922020	LOCKWASHER, spring, med. pltd. 1"
919933	CAPSCREW, hex-hd. pltd. 5/16 NC-2 x 1-1/2	922026	SCREW, rd-hd, cad-pltd, #10 NC-2 x 5/8
919959	CAPSCREW, hex-hd, cad-pltd, 3/8 NC-2 x 2-3/4	922030	SCREW, fl-hd. pltd. #10 NC 2 x 1/2
919984	CAPSCREW, hex-hd, cad-pltd. 1/2 NC-2 x 2-3/4	922032	SCREW, fl-hd. pltd. 1/4 NC-2 x 1-1/4
920117	PIN, cotter, pltd. 5/32 x 1-1/2	922035	SCREW, mach. fl-hd. 5/16 NC2 x 1 pltd.
920125	BOLT, cge. sq-nk. cad-pltd. 3/8 NC-2 x 4	922036	SCREW, fl-hd. pltd. 5/16 NC2 x 1-1/4
		922049	CAPSCREW, hex-hd. pltd. 3/8 NC2 x 6-1/2
		922057	BOLT, cge. sq-nk. pltd. 3/8 NC-2 x 3-1/4
		922086	WASHER, plain, pltd. 33/64 x 1-3/4 x 12 ga. (.109)
		922090	WASHER, plain, pltd. 57/64 x 1-27/64 x 12 ga. (.109)
		922091	WASHER, plain, pltd. 29/32 x 2 x 12 ga. (.109)
		922094	WASHER, plain, pltd. 1-5/32 x 2 x 10 ga. (.134)
		922097	LOCKWASHER, spring, hy. cad-pltd. #8
		922101	BOLT, cge. sq-nk. pltd. 1/2 NC-2 x 3-1/4
		922103	CAPSCREW, hex-hd. cad-pltd. 5/16 NC-2 x 3-1/2
		922140	BOLT, cge. sq-nk. pltd. 5/16 NC-2 x 3-1/2

NUMERICAL HARDWARE LIST

PART NO.	DESCRIPTION
922203	BOLT, cge. sq-nk. pltd. 1/2 NC 2 x 2-3/4
922589	BOLT, cge. sq-nk. pltd. 3/8 NC-2 x 3-1/2
923077	NUT, hex, castle, pltd, 1-NF-2
923106	CAPSCREW, hex-hd. 3/8 NC-2 x 5-1/2
923169	CAPSCREW, hex-hd. cad-pltd. 3/8 NC-2 x 6-1/4

NUMERICAL INDEX

Part No.	Page	Part No.	Page	Part No.	Page	Part No.	Page
1152...	94	500093...	117	500410...	164	500696...	66
4570...	84	500096...	164	500411...	164	500698...	72
14866...	75	500099...	70	500412...	164	500701...	16
51210...	50	500158...	65	500413...	164	500702...	16
15211...	50	500178...	64	500414...	164	500703...	20
15212...	50	500189...	17	500415...	164	500705...	71
15435...	94	500190...	116	500416...	164, 171	500707...	71
15472...	94	500192...	37	500417...	164, 171	500710...	147
15476...	94	500193...	48	500418...	164	500711...	147
15477...	94	500194...	37	500419...	164	500719...	160
15478...	94	500195...	38	500422...	167	500720...	121
15643...	94	500196...	38	500423...	164, 168	500723...	84, 88
15652...	94	500239...	11	500424...	167	500724...	11
15691...	109	500240...	11	500425...	164	500726...	32
15718...	50	500241...	9	500426...	167	500727...	32
15734...	50	500248...	67	500427...	164, 167	500738...	69
15735...	50	500249...	67	500428...	164	500739...	69
15738...	50	500250...	63, 68, 69	500432...	164	500740...	69
15739...	50	500254...	117	500435...	164	500760...	20
15742...	50	500259...	117	500436...	164	500786...	20
15746...	50	500260...	117	500438...	82	500801...	118, 128
15748...	51	500261...	117, 129	500443...	83, 164	500802...	118, 128
15752...	50	500263...	85	500445...	83, 164	500807...	118, 128
15754...	51	500267...	48	500446...	83, 126, 164	500808...	118, 128
15755...	51	500268...	48	500447...	164	500809...	118, 128
15756...	51	500269...	47	500448...	165	500810...	118, 128
15757...	50	500270...	47	500450...	82	500983...	71, 74, 82, 92
15759...	50	500271...	47	500451...	165	501012...	78
15761...	51	500272...	47	500452...	165	501029...	22
15764...	109	500273...	47	500453...	165	501030...	22
15796...	47	500274...	47	500454...	165	501045...	117, 123
15797...	47	500275...	47	500455...	165	501046...	118, 124
15799...	47	500276...	45	500458...	165	501047...	58, 61
16008...	30	500278...	47	500459...	165	501048...	53
16010...	30	500279...	48	500461...	165	501051...	53
16011...	30	500280...	48	500463...	165	501053...	53
16012...	30	500281...	48	500464...	165	501054...	53
16014...	30	500282...	17	500465...	165	501055...	53
16034...	144	500312...	117	500466...	165	501056...	53
16035...	144	500313...	117	500470...	165	501057...	53
16036...	145	500316...	117	500472...	165	501058...	53
16037...	145	500317...	145, 146	500473...	165	501059...	53, 56
16039...	144	500322...	35	500476...	165	501060...	53, 56
16040...	145	500323...	36	500477...	165	501062...	53, 56
16041...	145	500325...	36	500478...	165	501063...	53, 56
16044...	48	500326...	36	500482...	165	501064...	53
16054...	50	500327...	36	500483...	165	501065...	53
16058...	48	500328...	35	500493...	145, 164	501066...	54, 57
16059...	47, 48	500336...	64	500494...	145, 147, 148	501067...	54, 57
16060...	47	500337...	95	500495...	145, 147, 148	501068...	53, 56
16061...	48	500346...	83, 164	500496...	145, 147, 148	501069...	53, 56
16064...	48	500348...	164	500497...	145, 147, 148	501070...	53, 56
16065...	48	500349...	96	500498...	145, 147, 148	501071...	53
16067...	47	500350...	110	500500...	144	501072...	53
16068...	47	500353...	110	500501...	145, 147	501073...	53
16070...	48	500354...	110	500502...	145, 147, 148	501074...	53, 57
16071...	48	500356...	111, 112	500504...	144	501075...	53, 56
16072...	48	500357...	111, 112	500505...	144	501076...	54
16073...	47	500358...	110, 112	500506...	145, 146	501080...	96
16077...	47	500359...	111	500511...	37	501081...	96
16106...	48	500360...	111	500512...	133	501083...	59
16130...	144	500361...	110	500513...	133	501087...	58, 61
16137...	47	500362...	110	500514...	133	501088...	60
042829...	24	500363...	94	500515...	39	501089...	64
058974...	132	500365...	98, 111, 112	500516...	18, 133, 135	501090...	64
200189...	136	500366...	94	500517...	39	501091...	117, 123
200304...	136	500367...	94	500518...	132	501092...	43
200307...	136	500369...	15, 59, 62	500519...	38	501093...	43
200309...	136	500373...	164	500520...	93	501094...	44
200310...	136	500376...	164	500529...	92	501095...	44
203091...	153	500377...	164	500566...	118, 128	501096...	44
205576...	59	500379...	164	500581...	27	501097...	94
205756...	62	500388...	164	500625...	92	501098...	94
209889...	135	500390...	164, 167	500661...	136	501099...	94
210290...	119	500397...	164	500675...	136	501101...	94
210551...	16, 135	500401...	164	500677...	135	501102...	94
210736...	41	500402...	164	500678...	136	501103...	94
211227...	16, 17, 62	500403...	164	500679...	44	501104...	95
224887...	16	500404...	164, 167	500685...	78	501105...	94
500004...	84	500405...	164	500686...	77	501107...	96, 102
500067...	14	500406...	164	500687...	23	501108...	95
500068...	145	500407...	164	500688...	27	501110...	94
500073...	13	500408...	164	500693...	72	501112...	116
500090...	27	500409...	164	500694...	71	501117...	116

NUMERICAL INDEX

Part No.	Page	Part No.	Page	Part No.	Page	Part No.	Page
501118...	119	501237...	14	501423...	79	501610...	56
501121...	94	501238...	9	501468...	65	501611...	56
501123...	44	501239...	10	501469...	65	501613...	57
501124...	44	501240...	9	501470...	28, 173	501614...	56
501125...	45	501241...	10	501471...	83, 165	501615...	56
501126...	44	501242...	10	501480...	164	501616...	56
501129...	93	501243...	10	501481...	164	501617...	57
501130...	93	501244...	10	501482...	164	501618...	57
501131...	93	501245...	9	501485...	164	501619...	57
501132...	118	501246...	9	501486...	165	501620...	56
501134...	117	501247...	14	501487...	165	501623...	57
501137...	118, 124	501248...	20	501493...	132, 137	501624...	56
501138...	118, 124	501249...	10	501494...	165	501625...	57
501140...	20	501251...	16	501495...	165	501627...	57
501141...	16	501252...	16	501496...	165	501828...	57
501143...	20	501253...	16	501513...	49, 79	501629...	57
501144...	37	501256...	16	501514...	49, 79	501630...	57
501145...	37	501257...	20	501515...	60	501631...	57
501146...	37, 41	501258...	20	501516...	68	501633...	57
501149...	77	501259...	32	501517...	68	501636...	102
501150...	78	501260...	13	501518...	92	501637...	101
501151...	78	501261...	13	501526...	3	501638...	102
501152...	78	501262...	13	501539...	146	501639...	102
501153...	78	501263...	13	501540...	146	501640...	101
501155...	78	501264...	13	501542...	146, 148	501643...	98
501156...	78	501265...	12	501543...	141	501644...	102
501157...	78	501266...	12	501544...	141	501645...	98
501158...	78	501267...	12	501545...	141	501647...	102
501159...	78	501268...	12	501546...	141	501648...	99, 102
501160...	78	501269...	14	501547...	143	501649...	105
501161...	78	501270...	22	501548...	141	501650...	98
501163...	78	501271...	22	501549...	141	501652...	68
501164...	78	501273...	31	501550...	98, 141	501653...	68
501165...	79	501277...	31	501551...	98, 141	501654...	68
501166...	79	501278...	11	501552...	98, 141	501655...	68
501167...	79	501281...	32	501553...	141	501656...	68
501168...	78	501282...	32	501554...	141	501657...	68
501169...	78	501285...	69	501555...	143	501659...	101
501170...	79	501286...	70	501556...	143	501660...	101
501171...	58	501289...	70	501557...	143	501661...	101
501172...	49	501292...	70	501558...	143	501662...	101
501173...	49	501294...	71, 157	501559...	143	501664...	101
501174...	49	501295...	132	501560...	142	501665...	101
501175...	49	501296...	132	501561...	142	501667...	122
501176...	49	501297...	132	501562...	142	501669...	121
501177...	49	501298...	59	501563...	142	501670...	121
501178...	49	501299...	10	501564...	142	501671...	121
501179...	49	501300...	20	501565...	121, 142	501681...	122
501180...	49	501302...	116	501566...	142	501682...	122
501181...	49	501303...	116	501567...	143	501683...	122
501182...	49	501304...	116	501568...	143	501684...	121
501183...	49	501309...	84	501569...	143	501685...	124
501186...	26	501310...	80	501571...	141	501688...	124, 126
501187...	27	501311...	80	501572...	143	501690...	124
501188...	27	501312...	80	501573...	142	501691...	124
501189...	117, 123	501313...	149	501574...	142	501692...	124
501191...	67	501314...	45	501575...	88	501693...	123
501192...	67	501315...	94	501576...	142	501701...	123
501193...	67, 68	501316...	118	501577...	98, 141	501702...	123, 126
501194...	67	501317...	118, 122	501578...	98, 141	501703...	126
501195...	44	501318...	119, 122	501582...	78	501704...	121
501196...	49	501319...	117	501583...	78	501709...	121
501197...	49, 79	501320...	117	501584...	78	501710...	121
501198...	49	501321...	117, 124	501585...	79	501711...	121
501200...	49, 79	501362...	116	501586...	79	501712...	121
501201...	58, 63	501364...	116	501587...	79	501713...	121
501202...	149, 150, 151, 160, 161	501367...	127	501588...	79	501714...	121
501203...	95	501369...	127	501589...	79	501715...	121
501204...	95	501375...	129	501590...	79	501717...	91
501210...	96, 103	501376...	129	501591...	79	501721...	87
501211...	66, 118, 124, 152	501377...	92, 129	501592...	79	501722...	66
501212...	118, 124, 125	501378...	129	501593...	79	501726...	66
501213...	59	501379...	128	501596...	79	501730...	64
501217...	14	501390...	70	501597...	74	501731...	64
501225...	16	501391...	116	501598...	75	501733...	66
501227...	9	501392...	116	501599...	75	501734...	66
501228...	9	501398...	60	501600...	75	501740...	110
501230...	14	501409...	19	501601...	75	501741...	110
501231...	11	501410...	20	501602...	75, 82	501742...	111
501232...	11	501411...	11	501603...	72	501743...	111
501233...	11	501412...	10	501604...	75, 79	501744...	110
501234...	19	501413...	158	501608...	56	501745...	128
		501415...	16	501609...	56	501750...	46

NUMERICAL INDEX

Part No.	Page	Part No.	Page	Part No.	Page	Part No.	Page
501751...	46	501876...	135	502228...	172	502619...	172
501752...	46	501879...	136	502229...	172	502620...	92
501753...	46	501880...	136	502230...	172	502669...	6
501755...	99	501884...	136	502231...	172	502670...	6
501756...	99	501885...	136	502232...	171	502752...	107
501757...	99	501886...	136	502233...	171	502753...	107
501758...	105	501887...	136	502236...	171	502754...	107
501759...	99	501888...	136	502237...	171	502755...	107
501760...	99	501889...	136	502238...	171	502801...	70, 72
501761...	101	501890...	136	502239...	167	502802...	133, 135
501762...	103	501891...	136	502240...	167	502804...	28
501763...	46	501895...	99	502241...	167	502805...	16
501764...	46	501896...	37	502242...	167	502806...	16
501765...	99	501897...	38, 42	502243...	167	502823...	158
501766...	46	501899...	38, 42	502245...	167	502824...	159
501767...	45	501900...	38, 42	502246...	170	502825...	158
501769...	46	501901...	38, 42	502247...	170	502826...	159
501771...	98	501903...	38, 42	502248...	171	502829...	28
501773...	141	501904...	46	502249...	170	503127...	19
501774...	141	501907...	103	502250...	170	503128...	20
501776...	101	501908...	92	502252...	170	503155...	27
501777...	107	501909...	150	502253...	170	503167...	21
501778...	45	501910...	150	502254...	171	503285...	16
501779...	45	501912...	150	502255...	171	503328...	37, 41
501782...	98	501914...	150	502256...	170	503354...	21
501783...	98	501915...	150	502257...	169	503355...	11
501784...	98	501917...	159	502258...	170	503360...	56
501785...	105	501919...	142	502259...	170	503361...	56
501788...	105	501920...	71, 82, 92	502260...	170	503362...	56
501791...	105	501923...	107	502261...	168	503430...	86
501792...	102	501924...	99	502265...	167	503431...	86
501793...	102, 110	501925...	101	502268...	168	503549...	135
501795...	102	501927...	141	502269...	170	503558...	92
501796...	101	501928...	63	502276...	92	503745...	137
501797...	75	501930...	75	502337...	20	503746...	137
501799...	98	501933...	38	502354...	71	503758...	127
501800...	75	501934...	38	502368...	79	503768...	71
501801...	98	501935...	71	502369...	79	503769...	71
501802...	63	501936...	62	502370...	46	503777...	171
501804...	68	501937...	62	502371...	142	503781...	171
501806...	61	501938...	72	502373...	121	503783...	171
501807...	109	501939...	72	502375...	122	503786...	34
501808...	107	501940...	72	502377...	122	503787...	16
501813...	159	501941...	72	502380...	122, 123	503791...	34
501815...	45	501944...	71	502381...	19	503798...	33
501816...	82	501947...	71, 74	502382...	20	503814...	83
501817...	82	501948...	71, 74	502383...	20	503817...	82
501818...	82	501950...	74	502384...	31, 34	503818...	151
501819...	82	501953...	91	502386...	31	503819...	152
501821...	82	501956...	92	502387...	11	503823...	150, 151
501822...	83	501959...	61, 79	502388...	11	503824...	151
501823...	83	501964...	92	502389...	11	503826...	151
501824...	82	501966...	92	502390...	20	503827...	151
501825...	82	501967...	91	502391...	9	503828...	152
501826...	83	501968...	91	502393...	123, 126	503829...	151
501827...	82	501969...	91	502394...	103, 173	503830...	152
501828...	82	501970...	91	502398...	83, 165	503831...	152
501829...	82	501971...	92	502401...	161	503833...	16
501830...	82	501972...	92	502422...	91	503834...	16
501832...	82	501974...	98	502423...	92	503835...	16
501835...	82, 92	501983...	136	502426...	92	503836...	16
501838...	82	501989...	135	502427...	92	503837...	14
501842...	86	502183...	88, 167	502428...	67	503838...	10
501843...	87	502190...	82	502429...	67	503839...	10
501844...	87	502191...	30, 31	502431...	118, 128	503840...	71
501845...	87	502192...	9	502432...	39, 173	503867...	99
501846...	88	502193...	11	502433...	39, 173	503868...	101
501847...	87	502194...	11	502434...	16, 173	503870...	101
501848...	86	502198...	102	502435...	72, 173	503871...	99
501849...	87	502201...	167	502436...	36, 173	503872...	101
501850...	86	502203...	167	502437...	92, 173	503924...	149, 158, 159
501852...	88	502204...	167	502484...	145, 147	503825...	151
501853...	86	502205...	167	502534...	119, 128	503935...	21
501854...	86	502206...	167	502539...	16	503937...	21
501855...	87	502209...	167	502546...	136	503938...	21
501856...	82	502210...	171	502555...	171	503939...	21
501857...	83, 171	502218...	171	502591...	135	503942...	124, 125
501859...	92, 136	502219...	171	502592...	39	503943...	118, 124, 125
501860...	92	502220...	172	502594...	135	503944...	34
501861...	9	502221...	172	502595...	38	503946...	34
501863...	27	502222...	172	502596...	135	503947...	34
501864...	27	502223...	172	502597...	39	503948...	34
501871...	32	502224...	172	502604...	122	503949...	34
501872...	32	502225...	172	502618...	164, 167	503950...	34

NUMERICAL INDEX

Part No.	Page	Part No.	Page	Part No.	Page	Part No.	Page
503952...	34	505809...	124, 126	507077...	18	507251...	101
503953...	34	505814...	124	507078...	18	507252...	6
503954...	34	505815...	124, 126	507079...	17	507255...	41
503955...	34	505816...	122	507080...	6	507256...	41
503957...	34	505817...	124, 126	507086...	25	507261...	34
503958...	34	505818...	124, 126	507087...	25	507265...	71
503960...	33	505819...	122	507088...	25	507270...	42
503961...	11	505820...	170	507091...	36	507272...	41
503962...	34	505821...	170	507092...	34	507273...	21
503963...	9	505838...	128	507098...	6	507274...	36
503964...	9	505849...	77	507099...	33	507298...	6
503966...	9	505859...	170	507101...	41	507301...	135
503968...	9	505860...	170	507103...	42	507304...	56
503972...	34	505861...	171	507104...	42	507318...	28
503973...	33	505865...	99	507105...	38	507319...	99
503975...	150	505869...	37	507107...	42	507320...	101
503977...	137	505870...	122, 123, 126	507110...	42	507321...	99, 101
503980...	137	505874...	138	507111...	42	507323...	83
503983...	137	505875...	138	507112...	41	507324...	83
503984...	137	505878...	138	507113...	41	507327...	109
503986...	89	505880...	138	507116...	41	507328...	109
503989...	89	505881...	138	507119...	42	507329...	107
503990...	89	505882...	138	507120...	42	507330...	102
503991...	122	505883...	138	507125...	101	507331...	102
503995...	128	505884...	138	507128...	99	507332...	128
503996...	117, 128	505885...	138	507129...	101	507334...	109
503997...	91	505888...	127, 138	507131...	141	507335...	109
503999...	92	505889...	138	507132...	141	507338...	99
504001...	92	505890...	139	507133...	141	507339...	105
504002...	92	505891...	121, 139	507134...	141	507340...	105
504004...	92	505892...	138	507135...	143	507344...	147
504005...	92	505893...	138	507136...	142	507345...	147
504007...	72	505894...	128	507137...	143	507346...	147
504008...	173	505896...	127	507138...	142	507357...	34
504012...	56	505958...	71	507139...	142	507360...	34
504014...	56	505991...	27	507140...	142	507367...	135
504015...	53, 56	506232...	121	507150...	141	507389...	71
504047...	24, 25	506234...	121	507152...	153	507452...	153, 154
504049...	173	506235...	121	507155...	153	507472...	61
504196...	6	506238...	123, 126	507156...	153	507479...	101
504249...	129	506239...	121	507159...	152, 154	507480...	102
504289...	170	506483...	24	507160...	152, 154	507481...	102
504292...	170	506531...	121	507162...	153	507619...	69
504302...	170	506633...	18	507163...	153	507620...	69
504303...	171	506634...	17	507164...	153	507653...	147
504601...	173	506864...	153	507165...	153, 155	507826...	138
504633...	126	506865...	153	507166...	153, 155	507885...	24
504721...	37, 41	506878...	62	507168...	126	508182...	70
505115...	25, 27	506910...	18, 173	507177...	62	508230...	154
505120...	37, 41	506932...	41	507178...	60, 61	508920...	130
505178...	7	506953...	135	507179...	60, 61	508921...	130
505182...	7	506954...	135	507180...	64	508922...	122
505232...	127	506961...	153, 154	507181...	64	508934...	24
505233...	126	506967...	153	507182...	121	508935...	24, 25
505234...	126	506968...	22	507183...	122	508945...	155, 157
505236...	126	506970...	153	507184...	122	508951...	18
505237...	126	506971...	58, 61	507185...	127	508970...	154
505238...	126	506972...	41	507186...	122	508971...	42, 173
505239...	126	507023...	18	507188...	58, 61	508973...	155, 157
505441...	37, 41	507029...	42	507189...	63	508974...	155, 157
505593...	71	507032...	5	507190...	63	508988...	41
505650...	71	507033...	7	507191...	63	508992...	41
505722...	21	507045...	5	507192...	71	508995...	135
505723...	21	507046...	5	507193...	71	508997...	6
505725...	6	507047...	5	507194...	71	508998...	5
505726...	6	507048...	5	507197...	33	509002...	135
505727...	6	507049...	6	507198...	33	509003...	42
505728...	6	507050...	6	507202...	136	509004...	99
505746...	112	507051...	6	507213...	159	509011...	25
505793...	82	507052...	6	507214...	159	509014...	102
505794...	82	507053...	5	507215...	159	509016...	152, 154
505795...	78	507054...	5	507216...	159	509017...	155
505797...	78	507055...	5	507217...	159	509019...	155
505798...	78	507056...	5	507220...	136	509020...	154
505800...	78	507058...	7	507221...	38, 42	509027...	154
505801...	101	507059...	7	507223...	42, 127, 130	509029...	155, 157
505802...	101	507060...	22	507225...	76, 78, 80	509033...	154, 156
505803...	102	507062...	34	507226...	22, 23, 27, 64,	509034...	154
505804...	99	507063...	34		72, 73, 85, 159,	509035...	154
505805...	101	507065...	34		160	509038...	18
505806...	105	507067...	34	507227...	149, 150, 151,	509039...	154
505807...	102	507068...	34		158, 159	509040...	155, 157
505808...	103	507076...	18	507229...	16	509043...	41

NUMERICAL INDEX

Part No.	Page	Part No.	Page	Part No.	Page	Part No.	Page
509050...	135	510330...	157	512236...	125	518563...	136
509051...	135	510331...	156	512239...	21	518611...	171
509052...	127	510332...	156	512333...	124, 125	519321...	5
509053...	129	510337...	156	512334...	126	519322...	5
509055...	118, 128	510340...	156	512335...	125	519401...	96, 102
509056...	128	510341...	156	512562...	109	520065...	62, 73, 74
509061...	128	510342...	156	512563...	109	520072...	82
509062...	128	510343...	157	513242...	161	520082...	58, 63
509063...	128	510344...	157	513516...	20	520184...	118, 124, 126
509064...	118, 128	510347...	157	513658...	44, 46	521101...	34
509065...	118, 128	510358...	162	513730...	136	521513...	105
509066...	118, 128	510362...	162	513731...	136	522283...	116
509067...	118, 128	510363...	162	513773...	136	522322...	34
509068...	128	510364...	162	513779...	135	523107...	27
509069...	128	510365...	162	513780...	135	524139...	135
509070...	128	510366...	162	514078...	86	524140...	41
509076...	128	510378...	99, 173	514470...	35	524141...	41
509117...	70, 72, 154	510400...	156	514632...	23	524142...	41
509118...	128	510402...	109	514633...	23, 27	525045...	42
509206...	128	510403...	157	514634...	23	525052...	42
509219...	131	510408...	131	514687...	46	525103...	86, 170, 173
509426...	131	510411...	130	515008...	36	525851...	136
509427...	131	510526...	156	515124...	91	525852...	102
509432...	131	510527...	156	515190...	20	525867...	3
509647...	103, 173	510546...	27	515217...	20	525868...	3
509872...	41	510731...	138	515457...	61	525872...	3
510150...	53	510735...	131	515536...	57	525873...	3
510187...	148	510736...	131	515579...	112	526372...	71
510197...	162	510737...	131	515588...	113	526374...	83
510233...	41	510738...	131	515591...	113	526381...	46
510257...	148	510739...	131	515592...	113	526382...	46
510258...	148	510740...	131	515595...	170	526383...	46
510215...	88, 168	510741...	131	515596...	170	526433...	61
510229...	147, 148	510742...	131	515597...	167	526434...	63
510230...	147, 148	510743...	131	515657...	62	527540...	28
510234...	41	510744...	131	515767...	149, 150, 151, 158, 159	527623...	46
510235...	42	510745...	131	515769...	58, 61	528519...	42
510236...	42	510923...	66	515770...	58, 61	528851...	41
510237...	41	510927...	135	515896...	5	529163...	102
510253...	148	510928...	138	515897...	5	531145...	137, 138, 173
510254...	148	510929...	138	516026...	71	531213...	58, 63
510255...	148	510930...	138	516051...	68	532190...	136
510256...	148	510932...	138	516090...	22, 23, 25, 28, 33, 64, 72, 73, 74, 85	532782...	86, 173
510262...	148	510934...	122	516476...	168	533245...	131
510263...	148	510942...	131	516602...	136	533340...	80
510265...	142	510960...	131	516649...	7	533542...	99
510266...	141	510962...	122	516650...	7	533791...	146
510267...	142	511142...	125	517015...	69	533802...	136
510268...	142	511143...	126	517096...	103, 173	535475...	22, 27, 64, 72, 73, 85, 149, 150, 151, 153, 154, 158, 159, 160, 161
510269...	142	511144...	126	517105...	42	535483...	59, 62
510270...	142	511145...	126	517112...	46	535484...	23, 27, 64, 73, 85
510271...	142	511181...	168	517127...	69	535485...	73, 74
510272...	142	511328...	126	517136...	25	535486...	59, 62
510273...	143	511332...	122, 173	517232...	136	535487...	59, 62
510274...	148	511372...	154	517259...	73, 74, 79, 83, 165	535488...	144, 164, 171
510275...	148	511378...	131	517279...	103, 173	535489...	76, 78
510277...	98	511379...	78	517597...	142	535490...	23, 27
510278...	98	511410...	142	517610...	46	535491...	119, 128, 130
510279...	98	511950...	147	517644...	88, 164	535493...	62
510280...	98	512030...	131	517658...	41	535494...	5, 10
510281...	101	512033...	64	517676...	121	535495...	60, 63
510282...	101	512035...	64	517688...	27	535496...	20
510284...	88	512036...	64	517689...	27	535497...	67, 68
510286...	141	512037...	64	517705...	107	535499...	59
510291...	162	512139...	34	517707...	60, 107	535500...	65, 66
510292...	162	512140...	21	517747...	32	535502...	85, 87, 165, 171
510293...	88, 167	512141...	20	517754...	160, 161	535503...	35
510294...	88, 167	512142...	20	517760...	102	535505...	27
510298...	86	512143...	34	517806...	59, 62	535506...	27
510299...	88	512146...	25	517860...	103, 173	535507...	133, 135
510303...	41	512147...	25	517934...	171	535508...	64
510305...	41	512148...	24	517948...	41	535510...	26
510306...	41	512149...	24	517950...	35	535511...	67, 68
510307...	41	512150...	24	517951...	83, 164	535512...	145, 146
510308...	42	512151...	24	517966...	83	535513...	85, 87, 165, 171
510310...	42	512153...	143	517967...	71, 83	535515...	59, 62
510313...	41	512154...	102	518088...	102	535516...	116, 127, 130, 137
510314...	41	512155...	102, 141	518378...	119, 122		
510317...	42	512156...	102	518518...	156		
510318...	99	512164...	24	518537...	64		
510321...	46	512231...	131				
510326...	142, 155	512233...	131				
510328...	156	512235...	125				

NUMERICAL INDEX

Part No.	Page	Part No.	Page	Part No.	Page	Part No.	Page
535517...	144, 146, 148	540334...	51	540423...	132	540510...	80
535518...	22, 23	540335...	51, 53	540424...	132	540511...	80
535519...	22, 23, 27	540336...	117	540425...	37, 41	540512...	94
535520...	76, 78, 80	540337...	118	540426...	80	540513...	95
535521...	39	540338...	118	540427...	35	540514...	43
535522...	70, 72, 154	540339...	17	540428...	85	540515...	44
535523...	133, 135	540340...	90	540429...	132	540516...	60
535525...	16, 18, 133, 135	540341...	93	540430...	144, 145	540517...	44
535526...	59, 61	540342...	149	540431...	16, 59, 63	540518...	94
535527...	28, 164	540343...	149	540432...	132	540519...	60
535528...	50	540344...	157	540433...	11	540520...	60
535529...	160, 161	540345...	75	540434...	11	540521...	73
535530...	117, 124, 126	540346...	80	540436...	116	540522...	70
535531...	126	540347...	119	540437...	21	540523...	70
535532...	58, 63	540348...	44	540438...	21	540524...	70
535533...	44, 46	540349...	44	540439...	132	540525...	69
535534...	118, 124, 126	540350...	59	540441...	116, 117	540526...	60
535535...	117, 124, 126	540351...	44	540442...	51, 54	540527...	12
535536...	117, 124, 126	540352...	69	540443...	51, 53	540528...	13
535537...	20	540353...	69	540444...	51	540529...	93
535538...	27	540354...	49	540445...	70, 85, 133, 135	540530...	94
535539...	13, 73, 93	540355...	12	540446...	118	540531...	94
535540...	173	540356...	13	540447...	17	540532...	94
535542...	95, 96	540357...	94	540448...	17	540533...	95
535543...	20	540358...	94	540449...	149	540534...	94
535544...	119, 127, 130	540359...	160	540450...	43	540535...	94
535545...	141	540360...	50	540451...	44	540536...	14
535546...	132, 136	540361...	51	540452...	44	540537...	90
535547...	132, 136	540362...	109	540453...	59	540538...	90
535548...	15, 17, 59, 62, 63	540363...	65	540454...	17	540539...	80
535549...	22, 58, 63	540364...	73	540455...	44	540540...	160
535556...	49, 75, 79	540365...	58	540457...	23, 27	540541...	50
535559...	5, 10	540366...	51, 54	540458...	16, 133	540542...	48
535560...	132	540367...	16	540459...	27	540543...	65
535562...	67, 68	540368...	70	540460...	73	540544...	51, 54, 56
535563...	64	540369...	95	540461...	70	540545...	50, 54
535564...	20	540370...	96	540462...	70	540546...	51, 54
535565...	51, 54, 57	540371...	22	540463...	39	540547...	28
535566...	50, 54, 57	540372...	70	540464...	58	540548...	23, 27
535567...	83, 165	540373...	119	540465...	58	540549...	23, 27
535568...	76, 79, 165	540374...	76	540466...	80	540550...	16, 18
535572...	20	540375...	132	540467...	117	540551...	17
535579...	126	540376...	37, 41	540468...	36	540552...	48
535582...	34	540377...	116	540469...	118	540553...	9
535583...	78, 82, 102	540378...	70, 165	540470...	144	540554...	132
535584...	45, 75, 76, 80	540379...	67	540471...	48	540555...	39
535585...	85	540380...	48	540472...	48	540556...	95
535594...	72	540381...	48	540473...	51, 53, 57	540557...	38
535595...	158, 159	540382...	116	540474...	69	540558...	37
535598...	138	540383...	48	540476...	80	540559...	70
535738...	62	540385...	116	540477...	80	540560...	36
536982...	51	540386...	11	540478...	76	540561...	145
539105...	131	540387...	21	540479...	75	540562...	48
540301...	70	540388...	21	540480...	75	540563...	76
540302...	118, 124, 125	540389...	144	540481...	65	540564...	76
540303...	71	540390...	117	540482...	65	540565...	75
540306...	67	540393...	16, 59, 63	540483...	70	540566...	76
540307...	117	540394...	76	540484...	164	540567...	11
540308...	150	540395...	76	540485...	84	540568...	11
540309...	123	540396...	67	540486...	85	540569...	11
540311...	133	540397...	13	540487...	85	540570...	96
540312...	22	540398...	12	540488...	85	540571...	33
540314...	59	540399...	132	540489...	9	540573...	64
540315...	59	540400...	70	540490...	9	540574...	136
540316...	76	540401...	117	540491...	9	540575...	136
540317...	76	540403...	58	540492...	10	540576...	119
540318...	70	540405...	70	540493...	13	540577...	116
540319...	14	540406...	22	540494...	10	540578...	80
540320...	117	540407...	38	540495...	9	540579...	14
540321...	84	540409...	23, 27	540496...	14	540580...	10
540322...	9	540410...	16	540497...	12	540581...	14
540323...	12	540411...	119, 127	540498...	6, 11	540582...	117
540324...	67	540412...	84, 88, 164, 168	540499...	73	540583...	116
540325...	59	540413...	133, 135	540500...	67	540584...	118
540326...	132	540414...	70	540501...	67	540585...	38
540327...	73	540415...	28	540502...	51, 53	540586...	132
540328...	116	540416...	38	540503...	50	540587...	116, 123
540329...	85	540417...	38	540504...	51	540588...	85
540330...	22	540418...	38	540505...	90	540589...	158
540331...	22	540419...	38, 42	540506...	90	540590...	51, 54
540332...	51	540420...	116	540507...	93	540591...	70, 85, 133, 135
540333...	50	540422...	85	540508...	93	540592...	118
				540509...	80	540593...	118

NUMERICAL INDEX

Part No.	Page	Part No.	Page	Part No.	Part No.
540594...	118	540678...	73		
540595...	118	540679...	119, 128		
540596...	145	540680...	38		
540597...	145	540681...	38		
540598...	17	540682...	96		
540599...	17	540683...	69		
540600...	17	540684...	116		
540601...	91	540685...	116		
540602...	93	540686...	116		
540603...	149	540687...	116		
540604...	158	540688...	80		
540605...	158	540689...	76		
540606...	76	540690...	158, 159		
540607...	80	540691...	158, 159		
540608...	80	540692...	149, 150		
540609...	80	540693...	21		
540610...	91	540694...	84		
540611...	90	540695...	84		
540612...	90	540696...	35		
540613...	90	540697...	30, 32		
540614...	80	540698...	30		
540615...	43	540699...	30		
540616...	85	540700...	30, 32		
540617...	44	540701...	30, 32		
540618...	44	540702...	30		
540619...	59	540703...	30		
540620...	59	540704...	11		
540621...	117	540705...	70		
540622...	45	540706...	116		
540623...	95	540707...	132		
540624...	44	540708...	116		
540625...	44	540709...	45		
540626...	44	540710...	44		
540627...	44	540711...	11		
540628...	44	540713...	21		
540629...	95	540714...	21		
540630...	70	540715...	21		
540631...	85	540716...	144		
540632...	70	540717...	91		
540633...	70	540719...	145		
540634...	59	540720...	73		
540635...	59	540721...	76		
540636...	117	540722...	76		
540637...	117	540723...	50		
540638...	117	540724...	51		
540639...	22	540725...	50		
540640...	22	540726...	53, 57		
540641...	14	540727...	51		
540642...	94	540728...	51, 53, 57		
540643...	94	540729...	60, 63		
540644...	94	540730...	64		
540645...	13	540731...	60		
540646...	84	540732...	50		
540648...	29, 31	540733...	76		
540649...	160	540734...	60		
540650...	84	540735...	60, 63		
540651...	58	540736...	84		
540652...	70	540737...	44		
540653...	13	540738...	50		
540654...	70	540739...	50		
540655...	50	540740...	50		
540656...	50	540741...	50		
540657...	50	540742...	60		
540658...	51	540743...	27		
540659...	51	540745...	50		
540660...	50	540746...	51		
540661...	50	540747...	35		
540662...	50	540748...	35		
540663...	17	540749...	36		
540664...	67	540750...	16		
540665...	67	540751...	80		
540666...	51, 54	540752...	85		
540667...	51, 54	540753...	37		
540668...	23, 28	540754...	95		
540669...	58	540755...	90		
540670...	65	540758...	22		
540671...	27	540760...	145		
540672...	9	542404...	136		
540673...	9	543132...	165		
540674...	95, 96, 99, 101	550244...	71, 157		
540675...	119, 127	550304...	66		
540676...	27				
540677...	27				

